

# Host Local Government Revenue and Expenditure Report

**Mail:** PO Box 9310, Stn Prov Govt, Victoria, BC, V8W 9N1  
**Courier:** 3rd Floor, 910 Government St., Victoria, BC, V8W 1X3  
**Telephone:** 250 387-5311 | **Fax:** (250) 387-1818  
**E-mail:** gaming.branch@gov.bc.ca | **Web:** www.hsd.gov.bc.ca/gaming/

## BEFORE YOU START

This form is to be used by host local governments that have revenue sharing agreements with casinos and community gaming centres. Use this form to report revenues and expenditures that result from these agreements.

- Complete this form twice annually for the six month periods ending:
  - September 30 (submit no later than October 31)
  - March 31 (submit no later than April 30)
- Scan the completed and signed form, and any supporting documentation, then submit by e-mail to gaming.branch@gov.bc.ca (PDF format is preferred), or fax to (250) 387-1818.

## SECTION 1 – REPORTING PERIOD

**PLEASE PRINT CLEARLY**

<b>Reporting period:</b> (the six month period for which this form is being submitted – choose one only)	<input type="checkbox"/> April 1 to September 30 (submit no later than Oct 31)  <input checked="" type="checkbox"/> October 1 to March 31 (submit no later than Apr 30)
<b>Report date:</b> (the date this report was prepared – DD-Mon-YYYY)	

## SECTION 2 – LOCAL GOVERNMENT INFORMATION

<b>Name of local government:</b>		
City of Richmond		
<b>Mailing address:</b> Unit, Street, and/or PO Box	City	Postal Code
6911 No 3 Road	Richmond	V6Y 2C1

## SECTION 3 – OPENING BALANCE

<b>Gaming account opening balance:</b> (amount carried forward from previous report)	\$ -981,702.53
--	----------------

## SECTION 4 – REVENUES

Deposits: (during this reporting period – include gaming venue names if appropriate)	Amount
4th quarter gaming (2009)	\$ 3,091,195.00
1st quarter gaming (2010)	\$ 3,113,211.47
	\$
	\$
	\$
<b>Interest earned:</b> (by the gaming account during this reporting period)	\$
<b>Total revenue:</b> (total deposits and interest earned during this reporting period)	\$ 6,204,406.47

# Host Local Government Revenue and Expenditure Report


## SECTION 5 – EXPENDITURES

Community grants: (during this reporting period)	Amount
	\$
	\$
	\$
	\$
	\$
	\$
Capital projects: (during this reporting period)	Amount
	\$
	\$
	\$
	\$
	\$
	\$
Other expenditures: (during this reporting period)	Amount
	\$
	\$
	\$
	\$
	\$
	\$
<b>Total expenditures:</b> (total community grants, capital projects, and other expenditures during this reporting period)	\$ 0.00

## SECTION 6 – CLOSING BALANCE

<b>Gaming account closing balance:</b> (opening balance + total revenues – total expenditures) (carry forward as the opening balance on the next report)	\$ 5,222,703.94
---	-----------------

## SECTION 7 – CERTIFICATION

<b>Submitter:</b> (authorized signatory for the host local government – I certify that the information in this report is true and correct – see the instructions at the beginning of this document for submission information)			
Name	Andrew Nazareth	Title	General Manager Business and Financial Services
E-mail	anazareth@richmond.ca	Phone	(604) 276-4095
Signature		◀Signature required!	Date Signed 30-Apr-2010



Ministry of Public Safety  
and Solicitor General  
Gaming Policy and Enforcement Branch

Host Local Government  
Revenue and Expenditure Report

Local Government: City of Vancouver

Date: April 21, 2009

Report for the Six Months Ended:

☐ September 30    ☒ March 31  
(Due October 31)    (Due April 30)

**Revenue:**

**Gaming Account opening balance:**  
(amount carried forward from previous report)

\$ 0 ✓

**DEPOSITS this period:**

**Venue Name:** Edgewater Casino

\$ 1,732,097

**Venue Name:** Hastings Race Course

\$ 360,966

**TOTAL REVENUE:**

\$ 2,093,063

**Expenditures this period:**

**Community Grants:**

•	\$
•	\$
•	\$
•	\$
•	\$
•	\$

**Capital Projects:**

•	\$
•	\$
•	\$
•	\$
•	\$

**Other:**

• Offset to Expenditures	\$ 2,093,063
•	\$
•	\$
•	\$

**TOTAL EXPENDITURES (this period)** \$ 2,093,063

**Closing Balance of Gaming Account:**

(Carry forward as the opening balance on your next report)

\$ 0

**Certified True and Correct:** (Authorized signatory for the Host Local Government)

Signature:	Telephone: 604-873-7789
Print Name: Annette Klein	E-mail: Annette.Klein@vancouver.ca
Title: Director of Budget Services	Date Signed: April 21, 2009

Complete and return this form by the last day of the month following the reporting period.

Email: [gaming.branch@gov.bc.ca](mailto:gaming.branch@gov.bc.ca)

Fax: 250 387-1818



Ministry of  
Public Safety  
and Solicitor General

# Host Local Government Revenue and Expenditure Report

## Gaming Policy and Enforcement Branch

**Mail:** PO Box 9310, Stn Prov Govt, Victoria, BC V8W 9N1

**Courier:** 3rd Floor, 910 Government St., Victoria, BC V8W 1X3

**Phone:** (250) 387-5311 | **Fax:** (250) 387-1818

**E-mail:** gpeb.finance@gov.bc.ca | **Web:** www.pssg.gov.bc.ca/gaming/

## BEFORE YOU START

This form is to be used by host local governments that have revenue sharing agreements with casinos and community gaming centres. Use this form to report revenues and expenditures that result from these agreements.

- Complete this form twice annually for the six month periods ending:
  - September 30 (submit no later than October 31)
  - March 31 (submit no later than April 30)
- Use the latest version of this form, available at: [www.pssg.gov.bc.ca/gaming/revenue/docs/form-hlg-expenditure-report.pdf](http://www.pssg.gov.bc.ca/gaming/revenue/docs/form-hlg-expenditure-report.pdf)
- Scan the completed and signed form, and any supporting documentation, then submit by e-mail to [gpeb.finance@gov.bc.ca](mailto:gpeb.finance@gov.bc.ca) (PDF format is preferred), or fax to (250) 387-1818.

## SECTION 1 – REPORTING PERIOD

PLEASE PRINT CLEARLY

**Reporting period:**

(the six month period for which this form is being submitted – choose one only)

- ☐ April 1 to September 30  
(submit no later than Oct 31)
- ☒ October 1 to March 31  
(submit no later than Apr 30)

**Report date:** (the date this report was prepared – DD-Mon-YYYY)

13-May-2011

## SECTION 2 – LOCAL GOVERNMENT INFORMATION

**Name of local government:**

CITY OF BURNABY

**Mailing address:** Unit, Street, and/or PO Box

4949 CANADA WAY

City

BURNABY, BC

Postal Code

V5G 1M2

## SECTION 3 – OPENING BALANCE

**Gaming account opening balance:** (amount carried forward from previous report)

\$ 46,604,649.05

## SECTION 4 – REVENUES

Deposits: (during this reporting period – include gaming venue names if appropriate)	Amount
14 Oct 2010 & 12 Jan 2011 Receipts	\$ 4,831,913.29
	\$
	\$
	\$
	\$
	\$
	\$
Adjustment in Investment Income	\$ 2,374,384.11
<b>Interest earned:</b> (by the gaming account during this reporting period)	\$ 1,633,701.99
<b>Total revenue:</b> (total deposits and interest earned during this reporting period)	\$ 8,839,999.39


**SECTION 5 – EXPENDITURES**

Community grants: (during this reporting period)	Amount
	\$
	\$
	\$
	\$
	\$
	\$
	\$
	\$
Capital projects: (during this reporting period)	Amount
SEE ATTACHED	\$ 1,724,759.69
	\$
	\$
	\$
	\$
	\$
	\$
	\$
Other expenditures: (during this reporting period)	Amount
	\$
	\$
	\$
	\$
	\$
	\$
	\$
Total expenditures: (total community grants, capital projects, and other expenditures during this reporting period)	\$ 1,724,759.69

**SECTION 6 – CLOSING BALANCE**

Gaming account closing balance: (opening balance + total revenues – total expenditures) (carry forward as the opening balance on the next report)	\$ 53,719,888.75
--	------------------

**SECTION 7 – CERTIFICATION**

<b>Submitter:</b> (authorized signatory for the host local government – I certify that the information in this report is true and correct – see the instructions at the beginning of this document for submission information)		
<b>Job Title:</b> MGR, ACCOUNTING SERVICES	<b>First name:</b> KIM	<b>Last name:</b> LAI
<b>E-mail address:</b> (provide a valid e-mail address) KIM.LAI@BURNABY.CA		<b>Phone number:</b> (XXX) XXX-XXXX (604) 294-7179
<b>Signature:</b> (required) 		<b>Date signed:</b> (DD-Mon-YYYY) 13-May-2011

## Expenditures

1-Oct-10  
to  
Mar-11

1100242 GPS installation in snow trucks - Game\$	(226.20)
1100248 Snow Removal Pamphlet and Web Section	1,777.92
1100249 Automation Toter Acquisition (Gaming \$)	261,062.59
1100252 European Chafer Pilot Prg (Gaming \$)	3,794.08
1100253 Mural Grant Program (Gaming \$)	9,308.35
1100260 Beecher Creek Watershed Rainwater Retrofit	15,739.45
1151011 RCMP - CPOs' Front Counter Retrofit	6,370.00
1190103 ESS Planner for ESS 2010 and Pandemic	5,973.00
116000100 WCFG Commemorative Book	32,461.60
6013019 Works Yard Redevelopment/Parkcrest Bikeway	18,319.99
6032133 Byrne Creek Stormwater Mgmt Study	(12,130.00)
6035884 2008 Automatd Garbge & Yrd Wst Truck-Add	100,320.70
6046930 Bby Lake Rejuvenation	756,666.51
6047052 Deer Lake Park Festival Lawn Upg-Gaming\$	9,653.51
6047079 Environmental Initiatives 2009-var parks	389.69
6047094 Public Art installation-Necklace Project	372.72
6047095 Cultural Heritage Bldg Upgrades	11,419.93
6056102 Restoration 1951 Ford Mercury Pump Truck	8,519.20
6060104 Emergency Power Generator City Hall	14,667.64
6066033 Urban Trail-Central Valley Greenway	(1,300.38)
6066034 Urban Trail-Fraser Foreshore Park	(4,776.42)
6066039 Griffiths Drive Pedestrian Overpass	885.43
6070410 BBY S. MEMORIAL PARK-LANDSCAPE IMPTS	17,918.21
6070432 Burnaby Historic Photo	9,646.11
6071009 Beautification Strategy & Implementation	21,992.56
6076001 Exemplary in Both-Multimedia Project	(5,000.00)
BAE.0005 CVG Stat ROW @ Sperling & Winston	16,312.96
BAF.0003 Lougheed Highway Bike Lane Design WBS	9,298.93
BAH.0002 Oral History Digitization-General hard	274.02
CDA.0001 Grab-and-Go Radio Kits/Portable UHF Radios	54.65
DPW.0042 Environmental Upgrades	35,283.59
ENX.0002 2009 Energy Conservation	13,002.82
ENZ.0008 2010 Eng New Vehicles	366,706.53

---

---

1,724,759.69



Ministry of  
Public Safety  
and Solicitor General

# Host Local Government Revenue and Expenditure Report

## Gaming Policy and Enforcement Branch

**Mail:** PO Box 9310, Stn Prov Govt, Victoria, BC V8W 9N1  
**Courier:** 3rd Floor, 910 Government St., Victoria, BC V8W 1X3  
**Phone:** (250) 387-5311 | **Fax:** (250) 387-1818  
**E-mail:** gpeb.finance@gov.bc.ca | **Web:** www.pssg.gov.bc.ca/gaming/

## BEFORE YOU START

This form is to be used by host local governments that have revenue sharing agreements with casinos and community gaming centres. Use this form to report revenues and expenditures that result from these agreements.

- Complete this form twice annually for the six month periods ending:
  - September 30 (submit no later than October 31)
  - March 31 (submit no later than April 30)
- Use the latest version of this form, available at: [www.pssg.gov.bc.ca/gaming/revenue/docs/form-hlg-expenditure-report.pdf](http://www.pssg.gov.bc.ca/gaming/revenue/docs/form-hlg-expenditure-report.pdf)
- Scan the completed and signed form, and any supporting documentation, then submit by e-mail to [gpeb.finance@gov.bc.ca](mailto:gpeb.finance@gov.bc.ca) (PDF format is preferred), or fax to (250) 387-1818.

## SECTION 1 – REPORTING PERIOD

PLEASE PRINT CLEARLY

<b>Reporting period:</b> (the six month period for which this form is being submitted – choose one only)	<input type="checkbox"/> April 1 to September 30 (submit no later than Oct 31)
	<input checked="" type="checkbox"/> October 1 to March 31 (submit no later than Apr 30)
<b>Report date:</b> (the date this report was prepared – DD-Mon-YYYY)	11-May-2011

## SECTION 2 – LOCAL GOVERNMENT INFORMATION

<b>Name of local government:</b> CITY OF BURNABY		
<b>Mailing address:</b> Unit, Street, and/or PO Box 4949 CANADA WAY	<b>City</b> BURNABY, BC	<b>Postal Code</b> V5G 1M2

## SECTION 3 – OPENING BALANCE

<b>Gaming account opening balance:</b> (amount carried forward from previous report)	\$ 49,118,907.87
--	------------------

## SECTION 4 – REVENUES

Deposits: (during this reporting period – include gaming venue names if appropriate)	Amount
Jan 12, 2011 Receipt	\$ 2,317,654.47
	\$
	\$
	\$
	\$
	\$
	\$
Adjustment in Investment Income	\$ 2,374,384.11
<b>Interest earned:</b> (by the gaming account during this reporting period)	\$ 1,633,701.99
<b>Total revenue:</b> (total deposits and interest earned during this reporting period)	\$ 6,325,740.57


**SECTION 5 – EXPENDITURES**

Community grants: (during this reporting period)	Amount
	\$
	\$
	\$
	\$
	\$
	\$
	\$
Capital projects: (during this reporting period)	Amount
SEE ATTACHED	\$ 1,724,759.69
	\$
	\$
	\$
	\$
	\$
	\$
Other expenditures: (during this reporting period)	Amount
	\$
	\$
	\$
	\$
	\$
	\$
	\$
Total expenditures: (total community grants, capital projects, and other expenditures during this reporting period)	\$ 1,724,759.69

**SECTION 6 – CLOSING BALANCE**

Gaming account closing balance: (opening balance + total revenues – total expenditures) (carry forward as the opening balance on the next report)	\$ 53,719,888.75
--	------------------

**SECTION 7 – CERTIFICATION**

<b>Submitter:</b> (authorized signatory for the host local government – I certify that the information in this report is true and correct – see the instructions at the beginning of this document for submission information)		
<b>Job Title:</b> MGR, ACCOUNTING SERVICES	<b>First name:</b> KIM	<b>Last name:</b> LAI
<b>E-mail address:</b> (provide a valid e-mail address) KIM.LAI@BURNABY.CA		<b>Phone number:</b> (XXX) XXX-XXXX (604) 294-7179
<b>Signature:</b> (required) 		<b>Date signed:</b> (DD-Mon-YYYY) 11-May-2011



## **Expenditures**

**1-Oct-10  
to  
Mar-11**

1100242 GPS installation in snow trucks - Game\$	(226.20)
1100248 Snow Removal Pamphlet and Web Section	1,777.92
1100249 Automation Toter Acquisition (Gaming \$)	261,062.59
1100252 European Chafer Pilot Prg (Gaming \$)	3,794.08
1100253 Mural Grant Program (Gaming \$)	9,308.35
1100260 Beecher Creek Watershed Rainwater Retrofit	15,739.45
1151011 RCMP - CPOs' Front Counter Retrofit	6,370.00
1190103 ESS Planner for ESS 2010 and Pandemic	5,973.00
116000100 WPFG Commemorative Book	32,461.60
6013019 Works Yard Redevelopment/Parkcrest Bikeway	18,319.99
6032133 Byrne Creek Stormwater Mgmt Study	(12,130.00)
6035884 2008 Automatd Garbge & Yrd Wst Truck-Add	100,320.70
6046930 Bby Lake Rejuvenation	756,666.51
6047052 Deer Lake Park Festival Lawn Upg-Gaming\$	9,653.51
6047079 Environmental Initiatives 2009-var parks	389.69
6047094 Public Art installation-Necklace Project	372.72
6047095 Cultural Heritage Bldg Upgrades	11,419.93
6056102 Restoration 1951 Ford Mercury Pump Truck	8,519.20
6060104 Emergency Power Generator City Hall	14,667.64
6066033 Urban Trail-Central Valley Greenway	(1,300.38)
6066034 Urban Trail-Fraser Foreshore Park	(4,776.42)
6066039 Griffiths Drive Pedestrian Overpass	885.43
6070410 BBY S. MEMORIAL PARK-LANDSCAPE IMPTS	17,918.21
6070432 Burnaby Historic Photo	9,646.11
6071009 Beautification Strategy & Implementation	21,992.56
6076001 Exemplary in Both-Multimedia Project	(5,000.00)
BAE.0005 CVG Stat ROW @ Sperling & Winston	16,312.96
BAF.0003 Lougheed Highway Bike Lane Design WBS	9,298.93
BAH.0002 Oral History Digitization-General hard	274.02
CDA.0001 Grab-and-Go Radio Kits/Portable UHF Radios	54.65
DPW.0042 Environmental Upgrades	35,283.59
ENX.0002 2009 Energy Conservation	13,002.82
ENZ.0008 2010 Eng New Vehicles	366,706.53
	<hr/>
	1,724,759.69
	<hr/>



Ministry of  
Public Safety  
and Solicitor General

# Host Local Government Revenue and Expenditure Report

## Gaming Policy and Enforcement Branch

**Mail:** PO Box 9310, Stn Prov Govt, Victoria, BC V8W 9N1  
**Courier:** 3rd Floor, 910 Government St., Victoria, BC V8W 1X3  
**Phone:** (250) 387-5311 | **Fax:** (250) 387-1818  
**E-mail:** gpeb.finance@gov.bc.ca | **Web:** www.pssg.gov.bc.ca/gaming/

## BEFORE YOU START

This form is to be used by host local governments that have revenue sharing agreements with casinos and community gaming centres. Use this form to report revenues and expenditures that result from these agreements.

- Complete this form twice annually for the six month periods ending:
  - September 30 (submit no later than October 31)
  - March 31 (submit no later than April 30)
- Use the latest version of this form, available at: [www.pssg.gov.bc.ca/gaming/revenue/docs/form-hlg-expenditure-report.pdf](http://www.pssg.gov.bc.ca/gaming/revenue/docs/form-hlg-expenditure-report.pdf)
- Scan the completed and signed form, and any supporting documentation, then submit by e-mail to [gpeb.finance@gov.bc.ca](mailto:gpeb.finance@gov.bc.ca) (PDF format is preferred), or fax to (250) 387-1818.

## SECTION 1 – REPORTING PERIOD

PLEASE PRINT CLEARLY

**Reporting period:**  
(the six month period for which this form is being submitted – choose one only)

- ☐ April 1 to September 30  
(submit no later than Oct 31)
- ☒ October 1 to March 31  
(submit no later than Apr 30)

**Report date:** (the date this report was prepared – DD-Mon-YYYY)

05-May-2011

## SECTION 2 – LOCAL GOVERNMENT INFORMATION

**Name of local government:**

CITY OF BURNABY

**Mailing address:** Unit, Street, and/or PO Box

4949 CANADA WAY

City

BURNABY, BC

Postal Code

V5G 1M2

## SECTION 3 – OPENING BALANCE

**Gaming account opening balance:** (amount carried forward from previous report)

\$ 49,118,907.87

## SECTION 4 – REVENUES

Deposits: (during this reporting period – include gaming venue names if appropriate)	Amount
4th Quarter 2010 & 1st Quarter 2011	\$ 4,908,228.91
	\$
	\$
	\$
	\$
	\$
	\$
Adjustment in Investment Income	\$ 2,374,384.11
Interest earned: (by the gaming account during this reporting period)	\$ 1,633,701.99
Total revenue: (total deposits and interest earned during this reporting period)	\$ 8,916,315.01

**SECTION 5 – EXPENDITURES**


Community grants: (during this reporting period)	Amount
	\$
	\$
	\$
	\$
	\$
	\$
	\$
	\$
Capital projects: (during this reporting period)	Amount
SEE ATTACHED	\$ 1,724,759.69
	\$
	\$
	\$
	\$
	\$
	\$
	\$
Other expenditures: (during this reporting period)	Amount
	\$
	\$
	\$
	\$
	\$
	\$
	\$
Total expenditures: (total community grants, capital projects, and other expenditures during this reporting period)	\$ 1,724,759.69

**SECTION 6 – CLOSING BALANCE**

Gaming account closing balance: (opening balance + total revenues – total expenditures) (carry forward as the opening balance on the next report)	\$ 56,310,463.19
--	------------------

**SECTION 7 – CERTIFICATION**

**Submitter:** (authorized signatory for the host local government – I certify that the information in this report is true and correct – see the instructions at the beginning of this document for submission information)

Job Title: MGR, ACCOUNTING SERVICES	First name: KIM	Last name: LAI
E-mail address: (provide a valid e-mail address) kim.lai@burnaby.ca	Phone number: (XXX) XXX-XXXX (604) 294-7179	
Signature: (required) 	Date signed: (DD-Mon-YYYY) 05-May-2011	

## Expenditures

1-Oct-10  
to  
Mar-11

1100242 GPS installation in snow trucks - Game\$	(226.20)
1100248 Snow Removal Pamphlet and Web Section	1,777.92
1100249 Automation Toter Acquisition (Gaming \$)	261,062.59
1100252 European Chafer Pilot Prg (Gaming \$)	3,794.08
1100253 Mural Grant Program (Gaming \$)	9,308.35
1100260 Beecher Creek Watershed Rainwater Retrofit	15,739.45
1151011 RCMP - CPOs' Front Counter Retrofit	6,370.00
1190103 ESS Planner for ESS 2010 and Pandemic	5,973.00
116000100 WPFPG Commemorative Book	32,461.60
6013019 Works Yard Redevelopment/Parkcrest Bikeway	18,319.99
6032133 Byrne Creek Stormwater Mgmt Study	(12,130.00)
6035884 2008 Automatd Garbge & Yrd Wst Truck-Add	100,320.70
6046930 Bby Lake Rejuvenation	756,666.51
6047052 Deer Lake Park Festival Lawn Upg-Gaming\$	9,653.51
6047079 Environmental Initiatives 2009-var parks	389.69
6047094 Public Art installation-Necklace Project	372.72
6047095 Cultural Heritage Bldg Upgrades	11,419.93
6056102 Restoration 1951 Ford Mercury Pump Truck	8,519.20
6060104 Emergency Power Generator City Hall	14,667.64
6066033 Urban Trail-Central Valley Greenway	(1,300.38)
6066034 Urban Trail-Fraser Foreshore Park	(4,776.42)
6066039 Griffiths Drive Pedestrian Overpass	885.43
6070410 BBY S. MEMORIAL PARK-LANDSCAPE IMPTS	17,918.21
6070432 Burnaby Historic Photo	9,646.11
6071009 Beautification Strategy & Implementation	21,992.56
6076001 Exemplary in Both-Multimedia Project	(5,000.00)
BAE.0005 CVG Stat ROW @ Sperling & Winston	16,312.96
BAF.0003 Lougheed Highway Bike Lane Design WBS	9,298.93
BAH.0002 Oral History Digitization-General hard	274.02
CDA.0001 Grab-and-Go Radio Kits/Portable UHF Radios	54.65
DPW.0042 Environmental Upgrades	35,283.59
ENX.0002 2009 Energy Conservation	13,002.82
ENZ.0008 2010 Eng New Vehicles	366,706.53

---

---

1,724,759.69

# Host Local Government Revenue and Expenditure Report

**Mail:** PO Box 9310, Stn Prov Govt, Victoria, BC, V8W 9N1  
**Courier:** 3rd Floor, 910 Government St., Victoria, BC, V8W 1X3  
**Telephone:** 250 387-5311 | **Fax:** (250) 387-1818  
**E-mail:** gaming.branch@gov.bc.ca | **Web:** www.hsd.gov.bc.ca/gaming/

## BEFORE YOU START

This form is to be used by host local governments that have revenue sharing agreements with casinos and community gaming centres. Use this form to report revenues and expenditures that result from these agreements.

- Complete this form twice annually for the six month periods ending:
  - September 30 (submit no later than October 31)
  - March 31 (submit no later than April 30)
- Scan the completed and signed form, and any supporting documentation, then submit by e-mail to gaming.branch@gov.bc.ca (PDF format is preferred), or fax to (250) 387-1818.

## SECTION 1 – REPORTING PERIOD

PLEASE PRINT CLEARLY

<b>Reporting period:</b> (the six month period for which this form is being submitted – choose one only)	<input type="checkbox"/> April 1 to September 30 (submit no later than Oct 31)
	<input checked="" type="checkbox"/> October 1 to March 31 (submit no later than Apr 30)
<b>Report date:</b> (the date this report was prepared – DD-Mon-YYYY)	

## SECTION 2 – LOCAL GOVERNMENT INFORMATION

<b>Name of local government:</b>		
CITY OF BURNABY		
<b>Mailing address:</b> Unit, Street, and/or PO Box	City	Postal Code
4949 CANADA WAY	BURNABY, BC	V5G 2M3

## SECTION 3 – OPENING BALANCE

<b>Gaming account opening balance:</b> (amount carried forward from previous report)	\$ 54,478,977.05
--	------------------

## SECTION 4 – REVENUES

Deposits: (during this reporting period – include gaming venue names if appropriate)	Amount
4TH QUARTER 2009 & 1ST QUARTER 2010	\$ 5,223,557.77
	\$
	\$
	\$
	\$
<b>Interest earned:</b> (by the gaming account during this reporting period)	\$ 1,737,187.46
<b>Total revenue:</b> (total deposits and interest earned during this reporting period)	\$ 6,960,745.23

# Host Local Government Revenue and Expenditure Report


## SECTION 5 – EXPENDITURES

Community grants: (during this reporting period)	Amount
	\$
	\$
	\$
	\$
	\$
	\$
Capital projects: (during this reporting period)	Amount
SEE ATTACHED	\$ 14,951,576.69
	\$
	\$
	\$
	\$
	\$
Other expenditures: (during this reporting period)	Amount
	\$
	\$
	\$
	\$
	\$
	\$
<b>Total expenditures:</b> (total community grants, capital projects, and other expenditures during this reporting period)	\$ 14,951,576.69

## SECTION 6 – CLOSING BALANCE

<b>Gaming account closing balance:</b> (opening balance + total revenues – total expenditures) (carry forward as the opening balance on the next report)	\$ 46,488,145.59
---	------------------

## SECTION 7 – CERTIFICATION

<b>Submitter:</b> (authorized signatory for the host local government – I certify that the information in this report is true and correct – see the instructions at the beginning of this document for submission information)			
Name	KIM LAI	Title	MGR, ACCOUNTING SERVICES
E-mail	kim.lai@burnaby.ca	Phone	(604) 294-7179
Signature		◀Signature required!	Date Signed 29-Apr-2010

## **Expenditures**

01-Oct-09

to

**31-Mar-10**

GPS installation in snow trucks - Game\$	\$49,885.56
Snow Removal Pamphlet and Web Section	\$2,786.75
Automation Toter Acquisition (Gaming \$)	\$3,669,170.99
Art Gallery - IDent (WPFG)	\$42,247.32
Burnaby Village Museum-Security Upgrades	\$40,212.32
WPFG - Janitorial and Park Patrol	\$46,664.40
RCMP - CPOs' Front Counter Retrofit	\$14,295.00
ESS Planner for ESS 2010 and Pandemic	\$6,318.42
Anti-Graffiti Wraps	-\$103,288.75
Supplemt Pavement Rhab 2008-Eng Svcs	\$18,744.21
Emergency Vehicle Pre-emption	\$308,950.09
Uninterrupted Pwr Supp for Traffic Signal	\$108,997.61
Southpoint Rainwater Mgmt Amenity-Game\$	\$26,200.78
2008 Automatd Garbge & Yrd Wst Truck-Add	-\$1,517,113.72
2009LiterTruck -F150 cw CNG Conversn-Add	-\$3,333.01
2009LiterTruck -F150 cw CNG Conversn-Add	\$24,953.17
2009LiterTruck -F150 cw CNG Conversn-Add	\$24,952.17
Deer Lake Park Festival Lawn Upg-Gaming\$	\$1,090,426.24
WorldPoliceFireGames:Eco-Sculpture Pgm	-\$3,062.20
Burnaby Lake Rejuvenation - Engineering	\$7,276,686.83
Environmental Initiatives 2009-var parks	\$118,891.91
Bby Lake Sports Complex N Site Remediatn	\$156,589.10
Public Art Installation - Necklace Project	\$106,566.16
Cultural Heritage Bldg Upgrades	\$38,885.49
Restoration 1951 Ford Mercury Pump Truck	\$11,769.81
Emergency Power Generator City Hall	\$74,846.41
Burnaby RCMP Fitness Gym Upg-Casino	-\$1,166.52
Urban Trail-Central Valley Greenway	\$956,537.22
Griffiths Drive Pedestrian Overpass	\$49,620.80
Parkcrest Bikeway Dsgn & Construcn Game\$	\$148,770.30
2008 Cycle Program - Burris Street	\$116,460.68
Burnaby Historic Photo	\$9,221.63
Swinging Girl-Neon Sign Project	\$15,716.16
Central Park Entrance Gate Conservation	\$9,512.00
Beautification Strategy & Implementation	\$629,155.67
2008 Emergency Planning Projects	-\$4,734.53
Shadbolt 10th Anniversary Blues & Roots Festival (WPFG)	\$100,000.00
Burnaby Art Gallery Special Exhibitions Project (WPFG)	\$100,000.00
Rentals-BCSC-Facility Revenue Loss-GG Brown/Rowing (W	\$4,146.00
Swangard Stadium- WPFG closing ceremonies	\$1,000.00
2009 Fire Turnout boots	\$75,350.00
EQ 1177/1178 Sanders GTSX/Snowplows	\$156,749.66
0312 Pathway Multiuse	\$142.69
Grab-and-Go Radio Kits/Portable UHF Radios	\$25,128.48
DL Fest Lawn P1 Field-Elec/Fences/Plaza/Horti/Soft Costs	\$820,521.29
Still Creek Prime Consultant/City Forces	\$57,068.37
City Hall Emergency Power - Design	\$50,133.73

---

---

\$14,951,576.69



# Host Local Government Revenue and Expenditure Report

Mail: PO Box 9310, Stn Prov Govt, Victoria, BC, V8W 9N1  
Courier: 3rd Floor, 910 Government St., Victoria, BC, V8W 1X3  
Telephone: 250 387-5311 | Fax: (250) 387-1818  
E-mail: gaming.branch@gov.bc.ca | Web: www.hsd.gov.bc.ca/gaming/

## BEFORE YOU START

This form is to be used by host local governments that have revenue sharing agreements with casinos and community gaming centres. Use this form to report revenues and expenditures that result from these agreements.

- Complete this form twice annually for the six month periods ending:
  - September 30 (submit no later than October 31)
  - March 31 (submit no later than April 30)
- Scan the completed and signed form, and any supporting documentation, then submit by e-mail to gaming.branch@gov.bc.ca (PDF format is preferred), or fax to (250) 387-1818.

## SECTION 1 – REPORTING PERIOD

PLEASE PRINT CLEARLY

<b>Reporting period:</b> (the six month period for which this form is being submitted – choose one only)	<input checked="" type="checkbox"/> April 1 to September 30 (submit no later than Oct 31)  <input type="checkbox"/> October 1 to March 31 (submit no later than Apr 30)
<b>Report date:</b> (the date this report was prepared – DD-Mon-YYYY)	29-Oct-2010

## SECTION 2 – LOCAL GOVERNMENT INFORMATION

<b>Name of local government:</b>		
CITY OF BURNABY		
<b>Mailing address:</b> Unit, Street, and/or PO Box	City	Postal Code
4949 CANADA WAY	BURNABY, BC	V5G 1M2

## SECTION 3 – OPENING BALANCE

<b>Gaming account opening balance:</b> (amount carried forward from previous report)	\$ 46,488,145.59
--	------------------

## SECTION 4 – REVENUES

Deposits: (during this reporting period – include gaming venue names if appropriate)	Amount
2ND QUARTER 2010 & 3RD QUARTER 2010	\$ 5,023,315.25
	\$
	\$
	\$
	\$
Interest earned: (by the gaming account during this reporting period)	\$ 1,525,757.99
Total revenue: (total deposits and interest earned during this reporting period)	\$ 6,549,073.24



## Host Local Government Revenue and Expenditure Report


### SECTION 5 – EXPENDITURES

Community grants: (during this reporting period)	Amount
	\$
	\$
	\$
	\$
	\$
	\$
Capital projects: (during this reporting period)	Amount
SEE ATTACHED	\$ 3,918,310.96
	\$
	\$
	\$
	\$
	\$
Other expenditures: (during this reporting period)	Amount
	\$
	\$
	\$
	\$
	\$
	\$
<b>Total expenditures:</b> (total community grants, capital projects, and other expenditures during this reporting period)	\$ 3,918,310.96

### SECTION 6 – CLOSING BALANCE

Gaming account closing balance: (opening balance + total revenues – total expenditures) (carry forward as the opening balance on the next report)	\$ 49,118,907.87
--	------------------

### SECTION 7 – CERTIFICATION

<b>Submitter:</b> (authorized signatory for the host local government – I certify that the information in this report is true and correct – see the instructions at the beginning of this document for submission information)			
Name	KIM LAI	Title	MGR, ACCOUNTING SERVICES
E-mail	kim.lai@burnaby.ca	Phone	(604) 294-7179
Signature		◀Signature required!	Date Signed 29-Oct-2010

# Host Local Government Revenue and Expenditure Report

**Mail:** PO Box 9310, Stn Prov Govt, Victoria, BC, V8W 9N1  
**Courier:** 3rd Floor, 910 Government St., Victoria, BC, V8W 1X3  
**Telephone:** 250 387-5311 | **Fax:** (250) 387-1818  
**E-mail:** gaming.branch@gov.bc.ca | **Web:** www.hsd.gov.bc.ca/gaming/

## BEFORE YOU START

This form is to be used by host local governments that have revenue sharing agreements with casinos and community gaming centres. Use this form to report revenues and expenditures that result from these agreements.

- Complete this form twice annually for the six month periods ending:
  - September 30 (submit no later than October 31)
  - March 31 (submit no later than April 30)
- Scan the completed and signed form, and any supporting documentation, then submit by e-mail to gaming.branch@gov.bc.ca (PDF format is preferred), or fax to (250) 387-1818.

## SECTION 1 – REPORTING PERIOD

**PLEASE PRINT CLEARLY**

<b>Reporting period:</b> (the six month period for which this form is being submitted – choose one only)	<input type="checkbox"/> April 1 to September 30 (submit no later than Oct 31)  <input checked="" type="checkbox"/> October 1 to March 31 (submit no later than Apr 30)
<b>Report date:</b> (the date this report was prepared – DD-Mon-YYYY)	26-Apr-2010

## SECTION 2 – LOCAL GOVERNMENT INFORMATION

<b>Name of local government:</b>		
City of Vancouver		
<b>Mailing address:</b> Unit, Street, and/or PO Box	<b>City</b>	<b>Postal Code</b>
3rd floor, 453 West 12th Avenue; c/o Marg Coulson	Vancouver	V5Y 1V4

## SECTION 3 – OPENING BALANCE

<b>Gaming account opening balance:</b> (amount carried forward from previous report)	\$ 0.00
--	---------

## SECTION 4 – REVENUES

Deposits: (during this reporting period – include gaming venue names if appropriate)	Amount
Edgewater Casino	\$ 2,792,903.00
Hastings Race Course	\$ 568,035.00
	\$
	\$
	\$
<b>Interest earned:</b> (by the gaming account during this reporting period)	\$ 0.00
<b>Total revenue:</b> (total deposits and interest earned during this reporting period)	\$ 3,360,938.00

# Host Local Government Revenue and Expenditure Report


## SECTION 5 – EXPENDITURES

Community grants: (during this reporting period)	Amount
	\$
	\$
	\$
	\$
	\$
	\$
Capital projects: (during this reporting period)	Amount
	\$
	\$
	\$
	\$
	\$
	\$
Other expenditures: (during this reporting period)	Amount
Offset to Expenditures (24% Police)	\$ 806,625.00
Offset to Expenditures (17% Utilities)	\$ 571,359.00
Offset to Expenditures (17% Administration)	\$ 571,359.00
Offset to Expenditures (12% Parks and Recreation)	\$ 403,313.00
Offset to Expenditures (10% Fire Rescue)	\$ 336,094.00
Offset to Expenditures (7% Engineering, 6% Community Services, 4% Library, 2% Civic Grants, 1% Civic Theatres)	\$ 672,188.00
<b>Total expenditures:</b> (total community grants, capital projects, and other expenditures during this reporting period)	<b>\$ 3,360,938.00</b>

## SECTION 6 – CLOSING BALANCE

<b>Gaming account closing balance:</b> (opening balance + total revenues – total expenditures) (carry forward as the opening balance on the next report)	\$ 0.00
---	---------

## SECTION 7 – CERTIFICATION

<b>Submitter:</b> (authorized signatory for the host local government – I certify that the information in this report is true and correct – see the instructions at the beginning of this document for submission information)			
Name	Annette Klein	Title	Director of Budget Services
E-mail	Annette.Klein@vancouver.ca	Phone	(604) 873-7789
Signature		◀Signature required!	Date Signed 26-Apr-2010

# Host Local Government Revenue and Expenditure Report

**Mail:** PO Box 9310, Stn Prov Govt, Victoria, BC, V8W 9N1  
**Courier:** 3rd Floor, 910 Government St., Victoria, BC, V8W 1X3  
**Telephone:** 250 387-5311 | **Fax:** (250) 387-1818  
**E-mail:** gaming.branch@gov.bc.ca | **Web:** www.hsd.gov.bc.ca/gaming/

## BEFORE YOU START

This form is to be used by host local governments that have revenue sharing agreements with casinos and community gaming centres. Use this form to report revenues and expenditures that result from these agreements.

- Complete this form twice annually for the six month periods ending:
  - September 30 (submit no later than October 31)
  - March 31 (submit no later than April 30)
- Scan the completed and signed form, and any supporting documentation, then submit by e-mail to gaming.branch@gov.bc.ca (PDF format is preferred), or fax to (250) 387-1818.

## SECTION 1 – REPORTING PERIOD

PLEASE PRINT CLEARLY

<b>Reporting period:</b> (the six month period for which this form is being submitted – choose one only)	<input checked="" type="checkbox"/> April 1 to September 30 (submit no later than Oct 31)  <input type="checkbox"/> October 1 to March 31 (submit no later than Apr 30)
<b>Report date:</b> (the date this report was prepared – DD-Mon-YYYY)	October 21, 2010

## SECTION 2 – LOCAL GOVERNMENT INFORMATION

<b>Name of local government:</b>		
City of Vancouver		
<b>Mailing address:</b> Unit, Street, and/or PO Box	City	Postal Code
3rd floor, 453 West 12th Avenue; c/o Marg Coulson	Vancouver	V5Y 1V4

## SECTION 3 – OPENING BALANCE

<b>Gaming account opening balance:</b> (amount carried forward from previous report)	\$ 0
--	------

## SECTION 4 – REVENUES

Deposits: (during this reporting period – include gaming venue names if appropriate)	Amount
Edgewater Casino	\$ 3,007,550
Hastings Race Course	\$ 665,694
	\$
	\$
	\$
<b>Interest earned:</b> (by the gaming account during this reporting period)	\$ 0
<b>Total revenue:</b> (total deposits and interest earned during this reporting period)	\$ 3,673,244

# Host Local Government Revenue and Expenditure Report

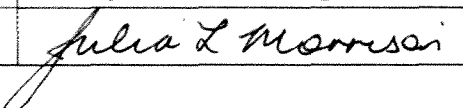
## SECTION 5 – EXPENDITURES

Community grants: (during this reporting period)	Amount
	\$
	\$
	\$
	\$
	\$
	\$
	\$
Capital projects: (during this reporting period)	Amount
	\$
	\$
	\$
	\$
	\$
	\$
	\$
Other expenditures: (during this reporting period)	Amount
Offset to Expenditures (24% Police)	\$ 881,579
Offset to Expenditures (17% Utilities)	\$ 624,451
Offset to Expenditures (17% Administration)	\$ 624,451
Offset to Expenditures (12% Parks and Recreation)	\$ 440,789
Offset to Expenditures (10% Fire Rescue)	\$ 367,325
Offset to Expenditures (7% Engineering, 6% Community Services, 4% Library, 2% Civic Grants, 1% Civic Theatres, )	\$ 734,649
<b>Total expenditures:</b> (total community grants, capital projects, and other expenditures during this reporting period)	<b>\$ 3,673,244</b>

## SECTION 6 – CLOSING BALANCE

<b>Gaming account closing balance:</b> (opening balance + total revenues – total expenditures) (carry forward as the opening balance on the next report)	\$ 0
---	------

## SECTION 7 – CERTIFICATION

<b>Submitter:</b> (authorized signatory for the host local government – I certify that the information in this report is true and correct – see the instructions at the beginning of this document for submission information)			
Name	Julia Morrison	Title	Manager Corporate Operating Budgets
E-mail	julia.morrison@vancouver.ca	Phone	604-873-7184
Signature		◀Signature required!	Date Signed October 21, 2010



Ministry of  
Public Safety  
and Solicitor General

# Host Local Government Revenue and Expenditure Report

## Gaming Policy and Enforcement Branch

**Mail:** PO Box 9310, Stn Prov Govt, Victoria, BC V8W 9N1

**Courier:** 3rd Floor, 910 Government St., Victoria, BC V8W 1X3

**Phone:** (250) 387-5311 | **Fax:** (250) 387-1818

**E-mail:** gpeb.finance@gov.bc.ca | **Web:** www.pssg.gov.bc.ca/gaming/

## BEFORE YOU START

This form is to be used by host local governments that have revenue sharing agreements with casinos and community gaming centres. Use this form to report revenues and expenditures that result from these agreements.

- Complete this form twice annually for the six month periods ending:
  - September 30 (submit no later than October 31)
  - March 31 (submit no later than April 30)
- Use the latest version of this form, available at: [www.pssg.gov.bc.ca/gaming/revenue/docs/form-hlg-expenditure-report.pdf](http://www.pssg.gov.bc.ca/gaming/revenue/docs/form-hlg-expenditure-report.pdf)
- Scan the completed and signed form, and any supporting documentation, then submit by e-mail to [gpeb.finance@gov.bc.ca](mailto:gpeb.finance@gov.bc.ca) (PDF format is preferred), or fax to (250) 387-1818.

## SECTION 1 – REPORTING PERIOD

PLEASE PRINT CLEARLY

<b>Reporting period:</b> (the six month period for which this form is being submitted – choose one only)	<input type="checkbox"/> April 1 to September 30 (submit no later than Oct 31)
	<input checked="" type="checkbox"/> October 1 to March 31 (submit no later than Apr 30)
<b>Report date:</b> (the date this report was prepared – DD-Mon-YYYY)	

## SECTION 2 – LOCAL GOVERNMENT INFORMATION

<b>Name of local government:</b> City of Vancouver		
<b>Mailing address:</b> Unit, Street, and/or PO Box 3rd floor, 453 West 12th Ave; c/o Marg Coulson	<b>City</b> Vancouver	<b>Postal Code</b> V5Y 1V4

## SECTION 3 – OPENING BALANCE

<b>Gaming account opening balance:</b> (amount carried forward from previous report)	\$	0
--	----	---

## SECTION 4 – REVENUES

Deposits: (during this reporting period – include gaming venue names if appropriate)	Amount
Edgewater Casino	\$ 2,873,559.43
Hastings Race Course	\$ 623,242.74
	\$
	\$
	\$
	\$
	\$
	\$
	\$
<b>Interest earned:</b> (by the gaming account during this reporting period)	\$
<b>Total revenue:</b> (total deposits and interest earned during this reporting period)	\$ 3,496,802.17


**SECTION 5 – EXPENDITURES**

Community grants: (during this reporting period)	Amount
	\$
	\$
	\$
	\$
	\$
	\$
	\$
Capital projects: (during this reporting period)	Amount
	\$
	\$
	\$
	\$
	\$
	\$
	\$
Other expenditures: (during this reporting period)	Amount
Offset to Expenditures (24% Police)	\$ 839,232.52
Offset to Expenditures (17% Utilities)	\$ 594,456.37
Offset to Expenditures (17% Administration)	\$ 594,456.37
Offset to Expenditures (12% Parks and Recreation)	\$ 419,616.26
Offset to Expenditures (10% Fire Rescue)	\$ 349,680.22
Offset to Expenditures (7% Engineering, 6% Community Services, 4% Library, 2% Civic Grants, 1% Civic Theatres)	\$ 699,360.43
	\$
<b>Total expenditures:</b> (total community grants, capital projects, and other expenditures during this reporting period)	\$ 3,496,802.17

**SECTION 6 – CLOSING BALANCE**

<b>Gaming account closing balance:</b> (opening balance + total revenues – total expenditures) (carry forward as the opening balance on the next report)	\$ 0
---	------

**SECTION 7 – CERTIFICATION**

<b>Submitter:</b> (authorized signatory for the host local government – I certify that the information in this report is true and correct – see the instructions at the beginning of this document for submission information)		
<b>Job Title:</b> Manager Corporate Operating Budgets	<b>First name:</b> Julia	<b>Last name:</b> Morrison
<b>E-mail address:</b> (provide a valid e-mail address) julia.morrison@vancouver.ca		<b>Phone number:</b> (XXX) XXX-XXXX 604-873-7184
<b>Signature:</b> (required) 		<b>Date signed:</b> (DD-Mon-YYYY) 27-04-2011

# Host Local Government Revenue and Expenditure Report

**Mail:** PO Box 9310, Stn Prov Govt, Victoria, BC, V8W 9N1  
**Courier:** 3rd Floor, 910 Government St., Victoria, BC, V8W 1X3  
**Telephone:** 250 387-5311 | **Fax:** (250) 387-1818  
**E-mail:** gaming.branch@gov.bc.ca | **Web:** www.hsd.gov.bc.ca/gaming/

## BEFORE YOU START

This form is to be used by host local governments that have revenue sharing agreements with casinos and community gaming centres. Use this form to report revenues and expenditures that result from these agreements.

- Complete this form twice annually for the six month periods ending:
  - September 30 (submit no later than October 31)
  - March 31 (submit no later than April 30)
- Scan the completed and signed form, and any supporting documentation, then submit by e-mail to gaming.branch@gov.bc.ca (PDF format is preferred), or fax to (250) 387-1818.

## SECTION 1 – REPORTING PERIOD

PLEASE PRINT CLEARLY

<b>Reporting period:</b> (the six month period for which this form is being submitted – choose one only)	<input checked="" type="checkbox"/> April 1 to September 30 (submit no later than Oct 31)  <input type="checkbox"/> October 1 to March 31 (submit no later than Apr 30)
<b>Report date:</b> (the date this report was prepared – DD-Mon-YYYY)	

## SECTION 2 – LOCAL GOVERNMENT INFORMATION

<b>Name of local government:</b>		
CITY OF BURNABY		
<b>Mailing address:</b> Unit, Street, and/or PO Box	City	Postal Code
4949 CANADA WAY	BURNABY, BC	V5G 1M2

## SECTION 3 – OPENING BALANCE

<b>Gaming account opening balance:</b> (amount carried forward from previous report)	\$ 62,539,161.00
--	------------------

## SECTION 4 – REVENUES

Deposits: (during this reporting period – include gaming venue names if appropriate)	Amount
2ND QUARTER 2009 & 3RD QUARTER 2009	\$ 5,050,471.07
	\$
	\$
	\$
	\$
<b>Interest earned:</b> (by the gaming account during this reporting period)	\$
<b>Total revenue:</b> (total deposits and interest earned during this reporting period)	\$ 5,050,471.07





## Host Local Government Revenue and Expenditure Report

Local Government: City of Burnaby

Date: 2009 April 29

Report for the Six Months Ended:

☒ September 30    ☐ March 31

(Due October 31)    (Due April 30)

### Revenue:

**Gaming Account opening balance:**

(amount carried forward from previous report)

\$ 56,301,113

**DEPOSITS this period:**

**Venue Name:** 4<sup>th</sup> Quarter 2008 & 1<sup>st</sup> Quarter 2009 Receipts

\$ 5,429,201

**Venue Name:** Investment Income

\$ 3,283,238

**TOTAL REVENUE:**

\$ **65,013,552**

### Expenditures this period:

<b>Community Grants:</b>	
•	\$
•	\$
•	\$
•	\$
•	\$
•	\$
<b>Capital Projects:</b>	
• see attached	\$ 2,474,391
•	\$
•	\$
•	\$
•	\$
<b>Other:</b>	
•	\$
•	\$
•	\$
•	\$
<b>TOTAL EXPENDITURES (<i>this period</i>)</b>	<b>\$ 2,474,391</b>

**Closing Balance of Gaming Account:**

(Carry forward as the opening balance on your next report)

**\$ 62,539,161**

<b>Certified True and Correct:</b> (Authorized signatory for the Host Local Government)	
Signature:	Telephone: 604-294-7179
Print Name: Kim Lai	E-mail: kim.lai@burnaby.ca
Title: Manager Accounting Services	Date Signed: 2009 April 29

Complete and return this form by the last day of the month following the reporting period.

Email: [gaming.branch@gov.bc.ca](mailto:gaming.branch@gov.bc.ca)

Fax: 250 387-1818

# Host Local Government Revenue and Expenditure Report


## SECTION 5 – EXPENDITURES

Community grants: (during this reporting period)	Amount
	\$
	\$
	\$
	\$
	\$
	\$
Capital projects: (during this reporting period)	Amount
SEE ATTACHED	\$ 13,110,655.02
	\$
	\$
	\$
	\$
	\$
Other expenditures: (during this reporting period)	Amount
	\$
	\$
	\$
	\$
	\$
	\$
<b>Total expenditures:</b> (total community grants, capital projects, and other expenditures during this reporting period)	\$ 13,110,655.02

## SECTION 6 – CLOSING BALANCE

<b>Gaming account closing balance:</b> (opening balance + total revenues – total expenditures) (carry forward as the opening balance on the next report)	\$ 54,478,977.05
---	------------------

## SECTION 7 – CERTIFICATION

<b>Submitter:</b> (authorized signatory for the host local government – I certify that the information in this report is true and correct – see the instructions at the beginning of this document for submission information)				
Name	KIM LAI		Title	MGR, ACCOUNTING SERVICES
E-mail	Kim.Lai@burnaby.ca		Phone	(604) 294-7179
Signature		◀Signature required!	Date Signed	22-Oct-2009

<u>Expenditures</u>	<u>01-Oct-08</u> <u>to</u> <u>31-Mar-09</u>
Supplemt Pavement Rhab 2008-Eng Svcs	539,971.66
Works Yard Redevelopment	-164,695.47
Emergency Vehicle Pre-emption	-2,112.15
Byrne Creek Stormwater Mgmt Study	60,754.38
Toter Purchase for Zero Waste Initiative	2,366.48
2008 Automatd Garbge & Yrd Wst Truck-Add	35,698.03
Deer Lake Park Festival Lawn Upg-Gaming\$	-19,638.90
WorldPoliceFireGames:Eco-Sculpture Pgm	46,692.96
Restoration 1951 Ford Mercury Pump Truck	492.20
Emergency Power Generator City Hall	14,693.45
Burnaby RCMP Fitness Gym Upg-Casino	1,847.93
Urban Trail-Sea To River Bikeway	1,574.23
Urban Trail-Central Valley Greenway	916,920.36
Urban Trail-Fraser Foreshore Park	1,894.52
Griffiths Drive Pedestrian Overpass	40,884.01
Byrne Creek Urban Trail	16,673.12
Parkcrest Bikeway Dsgn & Construcn Game\$	11,394.50
2008 Cycle Program - Burris Street	7,350.70
Burnaby Historic Photo	63,302.24
Vorce Tram Restoration	4,660.41
Swinging Girl-Neon Sign Project	15,841.20
Baldwin House Roof	16,712.00
Ceperley Mansion Chimney Restoration Gm\$	212,023.00
Claude & Annie Hill Cottage Study	19,047.62
Edmonds Transit Village	23,805.00
Beautification Stragety & Implementation	72,217.77
Council -Community Policing Model Review	10,000.00
Anti-Graffiti Wraps	160,000.00
RCMP Regular Members - Vehicle Purchases	364,020.00
	<u><b>2,474,391.25</b></u>

## Host Local Government Revenue and Expenditure Report

Local Government: City of Vancouver

Date: October 21, 2009

Report for the Six Months Ended:

☒ September 30    ☐ March 31

(Due October 31)    (Due April 30)

### Revenue:

**Gaming Account opening balance:**

(amount carried forward from previous report)

\$ 0

**DEPOSITS this period:**

**Venue Name:** Edgewater Casino

\$ 3,473,161

**Venue Name:** Hastings Race Course

\$ 788,273

**TOTAL REVENUE:**

\$ 4,261,434

### Expenditures this period:

**Community Grants:**

•	\$
•	\$
•	\$
•	\$
•	\$
•	\$

**Capital Projects:**

•	\$
•	\$
•	\$
•	\$
•	\$

**Other:**

• Offset to Expenditures (24% Police, 17% Utilities, 17% Administration, 12% Parks & Rec,	\$	4,261,434
• 10% Fire Rescue, 7% Engineering, 6% Community Services, 4% Library, 2% Civic Grants,	\$	
• 1% Civic Theatres)	\$	
•	\$	

**TOTAL EXPENDITURES (this period)**


\$ 4,261,434

**Closing Balance of Gaming Account:**

(Carry forward as the opening balance on your next report)

\$ 0

**Certified True and Correct:** (Authorized signatory for the Host Local Government)

Signature: 	Telephone: 604-873-7789
Print Name: Annette Klein	E-mail: Annette.Klein@vancouver.ca
Title: Director of Budget Services	Date Signed: October 21, 2009

Complete and return this form by the last day of the month following the reporting period.

Email: [gaming.branch@gov.bc.ca](mailto:gaming.branch@gov.bc.ca)

Fax: 250 387-1818



# Host Local Government Revenue and Expenditure Report

## Gaming Policy and Enforcement Branch

**Mail:** PO Box 9310, Stn Prov Govt, Victoria, BC V8W 9N1  
**Courier:** 3rd Floor, 910 Government St., Victoria, BC V8W 1X3  
**Phone:** (250) 387-5311 | **Fax:** (250) 387-1818  
**E-mail:** [gpeb.finance@gov.bc.ca](mailto:gpeb.finance@gov.bc.ca) | **Web:** [www.pssg.gov.bc.ca/gaming/](http://www.pssg.gov.bc.ca/gaming/)

## BEFORE YOU START

This form is to be used by host local governments that have revenue sharing agreements with casinos and community gaming centres. Use this form to report revenues and expenditures associated with these agreements in a given calendar year.

- Complete this form once per calendar year showing revenues and expenditures made between January 1 and December 31.
- Use the latest version of this form, available at: [www.pssg.gov.bc.ca/gaming/revenue/docs/form-hlg-expenditure-report.pdf](http://www.pssg.gov.bc.ca/gaming/revenue/docs/form-hlg-expenditure-report.pdf)
- Submit this form no later than January 31.
- Scan the completed and signed form, and any supporting documentation, then submit by e-mail to [gpeb.finance@gov.bc.ca](mailto:gpeb.finance@gov.bc.ca) (PDF format is preferred), or fax to (250) 387-1818.

## SECTION 1 – REPORTING PERIOD

PLEASE PRINT CLEARLY

<b>Reporting period:</b> (indicate the calendar year for which this form is being submitted)	2011
<b>Report date:</b> (the date this report was prepared – YYYY-MM-DD)	2011-12-31

## SECTION 2 – LOCAL GOVERNMENT INFORMATION

<b>Name of local government:</b> CITY OF BURNABY		
<b>Mailing address:</b> Unit, Street, and/or PO Box 4949 CANADA WAY	City BURNABY, BC	Postal Code V5G 1M2

## SECTION 3 – OPENING BALANCE

<b>Opening balance:</b> (amount carried forward from previous report)	\$ 53,719,888.75
---	------------------

## SECTION 4 – REVENUES

<b>Deposits:</b> (received during this reporting period – include gaming venue names if appropriate)		
Deposit date: (YYYY-MM-DD)	Gaming venue name(s)	Amount
2011-04-12	JAN-MAR 2011 SHARE OF CASINO REVENUE	\$ 2,590,574.44
2011-07-15	APR-JUN 2011 SHARE OF CASINO REVENUE	\$ 2,225,410.91
2011-10-17	JUL-SEP 2011 SHARE OF CASINO REVENUE	\$ 2,310,652.19
	INTEREST INCOME	\$ 1,780,977.87
		\$
		\$
		\$
		\$
<b>Total revenues:</b> (total deposits during this reporting period)		\$ 8,907,615.41


**SECTION 5 – EXPENDITURES**

Community grants: (during this reporting period)	Amount
	\$
	\$
	\$
	\$
	\$
	\$
	\$
Capital projects: (during this reporting period)	Amount
SEE ATTACHED	\$ 5,793,934.63
	\$
	\$
	\$
	\$
	\$
	\$
Other expenditures: (during this reporting period)	Amount
	\$
	\$
	\$
	\$
	\$
	\$
	\$
Total expenditures: (total community grants, capital projects, and other expenditures during this reporting period)	\$ 5,793,934.63

**SECTION 6 – CLOSING BALANCE**

<b>Closing balance:</b> (opening balance + total revenues – total expenditures) (carry forward as the opening balance on the next report)	\$ 56,833,569.53
--	------------------

**SECTION 7 – CERTIFICATION**

<b>Submitter:</b> (authorized signatory for the host local government – I certify that the information in this report is true and correct – see the instructions at the beginning of this document for submission information)		
<b>Job Title:</b> MGR, ACCOUNTING SERVICES	<b>First name:</b> KIM	<b>Last name:</b> LAI
<b>E-mail address:</b> (provide a valid e-mail address) KIM.LAI@BURNABY.CA		<b>Phone number:</b> (XXX) XXX-XXXX (604) 294-7179
<b>Signature:</b> (required) 		<b>Date signed:</b> (YYYY-MM-DD) 2012-01-31

## **Expenditures**

**01-Apr-11  
to  
Dec-11**

1100249 Automation Toter Acquisition (Gaming \$)	43,585.91
1100253 Mural Grant Program (Gaming \$)	6,757.00
1100260 Beecher Creek Watershed Rainwater Retrofit	5,693.52
1190103 Ess Planner For Ess 2010 And Pandemic	2,037.20
100200100 Community Festivals And Events Grant Initiative	97,303.64
116000100 Wpfg Commemorative Book	-32,461.60
EMD.0008 Alternative Street Design	61,552.71
6013019 Works Yard Redevelopment/Parkcrest Bikeway	462,041.20
6014246 Uninterrupted Pwr Supp For Traffic Signal	-25,000.00
6035884 2008 Automatd Garbge & Yrd Wst Truck-Add	3,391.89
6046930 Bby Lake Rejuvenation	4,095,870.52
6047052 Deer Lake Park Festival Lawn Upg-Gaming\$	576,358.68
6047095 Cultural Heritage Bldg Upgrades	14,120.25
6056102 Restoration 1951 Ford Mercury Pump Truck	1,220.86
6060104 Emergency Power Generator City Hall	-156,732.81
6066032 Urban Trail-Sea To River Bikeway	-24,463.00
6066033 Urban Trail-Central Valley Greenway	112,777.44
6066034 Urban Trail-Fraser Foreshore Park	-85,621.26
6071009 Beautification Strategy & Implementation	47,832.57
BAE.0001 Urban Trail - Cvg - Section 3 Phase Ii	33,806.29
BAF.0003 Lougheed Highway Bike Lane Design Wbs	95,139.10
BAH.0002 Oral History Digitization-General Hard	23,051.21
BAH.0003 Cob Archives High Density Storage	72,524.26
BAX.0002 6110 Price St Adaptive Reuse	5,652.22
BAX.0003 Ceperley Estate Exterior Restoration	70,813.91
DPW.0042 Environmental Upgrades	62,220.00
DPX.0012 Edmonds Pool And Comm Centre Public Art	162,800.00
EMI.0001 3100-330 0359 Traffic Calming	48,402.91
ENX.0002 2009 Energy Conservation	-16,850.79
ENZ.0008 2010 Eng New Vehicles	30,110.80
	<u>5,793,934.63</u>



# Host Local Government Revenue and Expenditure Report

## Gaming Policy and Enforcement Branch

**Mail:** PO Box 9310, Stn Prov Govt, Victoria, BC V8W 9N1  
**Courier:** 3rd Floor, 910 Government St., Victoria, BC V8W 1X3  
**Phone:** (250) 387-5311 | **Fax:** (250) 387-1818  
**E-mail:** gpeb.finance@gov.bc.ca | **Web:** www.pssg.gov.bc.ca/gaming/

## BEFORE YOU START

This form is to be used by host local governments that have revenue sharing agreements with casinos and community gaming centres. Use this form to report revenues and expenditures associated with these agreements in a given calendar year.

- Complete this form once per calendar year showing revenues and expenditures made between January 1 and December 31.
- Use the latest version of this form, available at: [www.pssg.gov.bc.ca/gaming/revenue/docs/form-hlg-expenditure-report.pdf](http://www.pssg.gov.bc.ca/gaming/revenue/docs/form-hlg-expenditure-report.pdf)
- Submit this form no later than January 31.
- Scan the completed and signed form, and any supporting documentation, then submit by e-mail to [gpeb.finance@gov.bc.ca](mailto:gpeb.finance@gov.bc.ca) (PDF format is preferred), or fax to (250) 387-1818.

## SECTION 1 – REPORTING PERIOD

PLEASE PRINT CLEARLY

<b>Reporting period:</b> (indicate the calendar year for which this form is being submitted)	2011
<b>Report date:</b> (the date this report was prepared – YYYY-MM-DD)	2011-12-31

## SECTION 2 – LOCAL GOVERNMENT INFORMATION

<b>Name of local government:</b> CITY OF BURNABY		
<b>Mailing address:</b> Unit, Street, and/or PO Box 4949 CANADA WAY	<b>City</b> BURNABY, BC	<b>Postal Code</b> V5G 1M2

## SECTION 3 – OPENING BALANCE

<b>Opening balance:</b> (amount carried forward from previous report)	\$ 51,392,234.28
---	------------------

## SECTION 4 – REVENUES

<b>Deposits:</b> (received during this reporting period – include gaming venue names if appropriate)		
<b>Deposit date:</b> (YYYY-MM-DD)	<b>Gaming venue name(s)</b>	<b>Amount</b>
2011-01-12	OCT-DEC 2010 SHARE OF CASINO REVENUE	\$ 2,327,654.47
2011-04-12	JAN-MAR 2011 SHARE OF CASINO REVENUE	\$ 2,590,574.44
2011-07-15	APR-JUN 2011 SHARE OF CASINO REVENUE	\$ 2,225,410.91
2011-10-17	JUL-SEP 2011 SHARE OF CASINO REVENUE	\$ 2,310,652.19
	INTEREST INCOME	\$ 1,780,977.87
		\$
		\$
		\$
<b>Total revenues:</b> (total deposits during this reporting period)		\$ 11,235,269.88




**SECTION 5 – EXPENDITURES**

Community grants: (during this reporting period)	Amount
	\$
	\$
	\$
	\$
	\$
	\$
	\$
	\$
Capital projects: (during this reporting period)	Amount
SEE ATTACHED	\$ 5,793,934.63
	\$
	\$
	\$
	\$
	\$
	\$
	\$
Other expenditures: (during this reporting period)	Amount
	\$
	\$
	\$
	\$
	\$
	\$
	\$
Total expenditures: (total community grants, capital projects, and other expenditures during this reporting period)	\$ 5,793,934.63

**SECTION 6 – CLOSING BALANCE**

<b>Closing balance:</b> (opening balance + total revenues – total expenditures) (carry forward as the opening balance on the next report)	\$ 56,833,569.53
--	------------------

**SECTION 7 – CERTIFICATION**

<b>Submitter:</b> (authorized signatory for the host local government – I certify that the information in this report is true and correct – see the instructions at the beginning of this document for submission information)		
<b>Job Title:</b> MGR, ACCOUNTING SERVICES	<b>First name:</b> KIM	<b>Last name:</b> LAI
<b>E-mail address:</b> (provide a valid e-mail address) KIM.LAI@BURNABY.CA		<b>Phone number:</b> (XXX) XXX-XXXX (604) 294-7179
<b>Signature:</b> (required) 		<b>Date signed:</b> (YYYY-MM-DD) 2012-01-31

## **Expenditures**

**01-Apr-11  
to  
Dec-11**

1100249 Automation Toter Acquisition (Gaming \$)	43,585.91
1100253 Mural Grant Program (Gaming \$)	6,757.00
1100260 Beecher Creek Watershed Rainwater Retrofit	5,693.52
1190103 Ess Planner For Ess 2010 And Pandemic	2,037.20
100200100 Community Festivals And Events Grant Initiative	97,303.64
116000100 Wpfg Commemorative Book	-32,461.60
EMD.0008 Alternative Street Design	61,552.71
6013019 Works Yard Redevelopment/Parkcrest Bikeway	462,041.20
6014246 Uninterrupted Pwr Supp For Traffic Signal	-25,000.00
6035884 2008 Automatd Garbge & Yrd Wst Truck-Add	3,391.89
6046930 Bby Lake Rejuvenation	4,095,870.52
6047052 Deer Lake Park Festival Lawn Upg-Gaming\$	576,358.68
6047095 Cultural Heritage Bldg Upgrades	14,120.25
6056102 Restoration 1951 Ford Mercury Pump Truck	1,220.86
6060104 Emergency Power Generator City Hall	-156,732.81
6066032 Urban Trail-Sea To River Bikeway	-24,463.00
6066033 Urban Trail-Central Valley Greenway	112,777.44
6066034 Urban Trail-Fraser Foreshore Park	-85,621.26
6071009 Beautification Strategy & Implementation	47,832.57
BAE.0001 Urban Trail - Cvg - Section 3 Phase Ii	33,806.29
BAF.0003 Lougheed Highway Bike Lane Design Wbs	95,139.10
BAH.0002 Oral History Digitization-General Hard	23,051.21
BAH.0003 Cob Archives High Density Storage	72,524.26
BAX.0002 6110 Price St Adaptive Reuse	5,652.22
BAX.0003 Ceperley Estate Exterior Restoration	70,813.91
DPW.0042 Environmental Upgrades	62,220.00
DPX.0012 Edmonds Pool And Comm Centre Public Art	162,800.00
EMI.0001 3100-330 0359 Traffic Calming	48,402.91
ENX.0002 2009 Energy Conservation	-16,850.79
ENZ.0008 2010 Eng New Vehicles	30,110.80

**5,793,934.63**



# Host Local Government Revenue and Expenditure Report

## Gaming Policy and Enforcement Branch

**Mail:** PO Box 9310, Stn Prov Govt, Victoria, BC V8W 9N1

**Courier:** 3rd Floor, 910 Government St., Victoria, BC V8W 1X3

**Phone:** (250) 387-5311 | **Fax:** (250) 387-1818

**E-mail:** gpeb.finance@gov.bc.ca | **Web:** www.pssg.gov.bc.ca/gaming/

## BEFORE YOU START

This form is to be used by host local governments that have revenue sharing agreements with casinos and community gaming centres. Use this form to report revenues and expenditures associated with these agreements in a given calendar year.

- Complete this form once per calendar year showing revenues and expenditures made between January 1 and December 31.
- Use the latest version of this form, available at: [www.pssg.gov.bc.ca/gaming/revenue/docs/form-hlg-expenditure-report.pdf](http://www.pssg.gov.bc.ca/gaming/revenue/docs/form-hlg-expenditure-report.pdf)
- Submit this form no later than January 31.
- Scan the completed and signed form, and any supporting documentation, then submit by e-mail to [gpeb.finance@gov.bc.ca](mailto:gpeb.finance@gov.bc.ca) (PDF format is preferred), or fax to (250) 387-1818.

## SECTION 1 – REPORTING PERIOD

PLEASE PRINT CLEARLY

<b>Reporting period:</b> (indicate the calendar year for which this form is being submitted)	2011
<b>Report date:</b> (the date this report was prepared – YYYY-MM-DD)	2012-01-30

## SECTION 2 – LOCAL GOVERNMENT INFORMATION

<b>Name of local government:</b> City of Richmond		
<b>Mailing address:</b> Unit, Street, and/or PO Box 6911 No 3 Road	<b>City</b> Richmond	<b>Postal Code</b> V6Y 2C1

## SECTION 3 – OPENING BALANCE

<b>Opening balance:</b> (amount carried forward from previous report)	\$ -802,279.00
---	----------------

## SECTION 4 – REVENUES

<b>Deposits:</b> (received during this reporting period – include gaming venue names if appropriate)		
<b>Deposit date:</b> (YYYY-MM-DD)	<b>Gaming venue name(s)</b>	<b>Amount</b>
2011-02-02		\$ 3,146,212.18
2011-04-20		\$ 3,554,733.06
2011-07-19		\$ 3,412,445.37
2011-10-20		\$ 3,575,229.54
		\$
		\$
		\$
		\$
<b>Total revenues:</b> (total deposits during this reporting period)		\$ 13,688,620.15


**SECTION 5 – EXPENDITURES**

<b>Community grants: (during this reporting period)</b>	<b>Amount</b>
Municipal Grants	\$ 541,507.00
	\$
	\$
	\$
	\$
	\$
	\$
<b>Capital projects: (during this reporting period)</b>	<b>Amount</b>
Building capital program	\$ 1,777,900.00
Parks Capital	\$ 600,000.00
Olympic Oval	\$ 5,000,000.00
Revolving Fund	\$ 1,239,000.00
	\$
	\$
	\$
<b>Other expenditures: (during this reporting period)</b>	<b>Amount</b>
RCMP - 4 officers	\$ 566,612.00
Infrastructure	\$ 1,400,000.00
	\$
	\$
	\$
	\$
	\$
<b>Total expenditures:</b> (total community grants, capital projects, and other expenditures during this reporting period)	<b>\$ 11,125,019.00</b>

**SECTION 6 – CLOSING BALANCE**

<b>Closing balance:</b> (opening balance + total revenues – total expenditures) (carry forward as the opening balance on the next report)	<b>\$ 1,761,322.15</b>
--	------------------------

**SECTION 7 – CERTIFICATION**

<b>Submitter:</b> (authorized signatory for the host local government – I certify that the information in this report is true and correct – see the instructions at the beginning of this document for submission information)		
<b>Job Title:</b> Director of Finance	<b>First name:</b> Jerry	<b>Last name:</b> Chong
<b>E-mail address:</b> (provide a valid e-mail address) JChong@richmond.ca		<b>Phone number:</b> (XXX) XXX-XXXX (604) 276-4064
<b>Signature:</b> (required) 		<b>Date signed:</b> (YYYY-MM-DD) 2012-01-30



# Host Local Government Revenue and Expenditure Report

## Gaming Policy and Enforcement Branch

**Mail:** PO Box 9310, Stn Prov Govt, Victoria, BC V8W 9N1  
**Courier:** 3rd Floor, 910 Government St., Victoria, BC V8W 1X3  
**Phone:** (250) 387-5311 | **Fax:** (250) 387-1818  
**E-mail:** gpeb.finance@gov.bc.ca | **Web:** www.pssg.gov.bc.ca/gaming/

## BEFORE YOU START

This form is to be used by host local governments that have revenue sharing agreements with casinos and community gaming centres. Use this form to report revenues and expenditures associated with these agreements in a given calendar year.

- Complete this form once per calendar year showing revenues and expenditures made between January 1 and December 31.
- Use the latest version of this form, available at: [www.pssg.gov.bc.ca/gaming/revenue/docs/form-hlg-expenditure-report.pdf](http://www.pssg.gov.bc.ca/gaming/revenue/docs/form-hlg-expenditure-report.pdf)
- Submit this form no later than January 31.
- Scan the completed and signed form, and any supporting documentation, then submit by e-mail to [gpeb.finance@gov.bc.ca](mailto:gpeb.finance@gov.bc.ca) (PDF format is preferred), or fax to (250) 387-1818.

## SECTION 1 – REPORTING PERIOD

PLEASE PRINT CLEARLY

<b>Reporting period:</b> (indicate the calendar year for which this form is being submitted)	2011
<b>Report date:</b> (the date this report was prepared – YYYY-MM-DD)	2012-01-31

## SECTION 2 – LOCAL GOVERNMENT INFORMATION

<b>Name of local government:</b> City of Vancouver		
<b>Mailing address:</b> Unit, Street, and/or PO Box 3rd floor, 453 West 12th Ave, c/o Marg Coulson	<b>City</b> Vancouver	<b>Postal Code</b> V5Y 1V4

## SECTION 3 – OPENING BALANCE

<b>Opening balance:</b> (amount carried forward from previous report)	\$ 0
---	------

## SECTION 4 – REVENUES

<b>Deposits:</b> (received during this reporting period – include gaming venue names if appropriate)		
<b>Deposit date:</b> (YYYY-MM-DD)	<b>Gaming venue name(s)</b>	<b>Amount</b>
2011-01-17	Edgewater Casino	\$ 1,385,703.43
2011-01-17	Hastings Race Course	\$ 289,686.74
2011-04-15	Edgewater Casino	\$ 1,487,855.87
2011-04-15	Hastings Race Course	\$ 333,556.24
2011-07-18	Edgewater Casino	\$ 1,351,002.31
2011-07-18	Hastings Race Course	\$ 312,720.28
2011-10-18	Edgewater Casino	\$ 1,462,708.79
2011-10-18	Hastings Race Course	\$ 345,434.17
<b>Total revenues:</b> (total deposits during this reporting period)		\$ 6,968,667.83


**SECTION 5 – EXPENDITURES**

Community grants: (during this reporting period)	Amount
	\$
	\$
	\$
	\$
	\$
	\$
	\$
	\$
Capital projects: (during this reporting period)	Amount
	\$
	\$
	\$
	\$
	\$
	\$
	\$
	\$
Other expenditures: (during this reporting period)	Amount
Offset to expenditures (24% Police)	\$ 1,672,480.28
Offset to expenditures (17% Utilities)	\$ 1,184,673.53
Offset to expenditures (17% Administration)	\$ 1,184,673.53
Offset to expenditures (12% Parks and Recreation)	\$ 836,240.14
Offset to expenditures (10% Fire Rescue)	\$ 696,866.78
Offset to expenditures (7% Engineering, 6% Community Services, 4% Library, 2% Civic Theatres, 1% Civic Grants)	\$ 1,393,733.57
	\$
<b>Total expenditures:</b> (total community grants, capital projects, and other expenditures during this reporting period)	\$ <b>6,968,677.83</b>

**SECTION 6 – CLOSING BALANCE**

<b>Closing balance:</b> (opening balance + total revenues – total expenditures) (carry forward as the opening balance on the next report)	\$ 0
--	------

**SECTION 7 – CERTIFICATION**

<b>Submitter:</b> (authorized signatory for the host local government – I certify that the information in this report is true and correct – see the instructions at the beginning of this document for submission information)		
<b>Job Title:</b> Manager, Operating Budgets	<b>First name:</b> Kit	<b>Last name:</b> Yee
<b>E-mail address:</b> (provide a valid e-mail address) kit.yee@vancouver.ca		<b>Phone number:</b> (XXX) XXX-XXXX 604-873-7335
<b>Signature:</b> (required) 		<b>Date signed:</b> (YYYY-MM-DD) 2012-01-31



# Host Local Government Revenue and Expenditure Report

## Gaming Policy and Enforcement Branch

**Mail:** PO Box 9310, Stn Prov Govt, Victoria, BC V8W 9N1  
**Courier:** 3rd Floor, 910 Government St., Victoria, BC V8W 1X3  
**Phone:** (250) 387-5311 | **Fax:** (250) 387-1818  
**E-mail:** gpeb.finance@gov.bc.ca | **Web:** www.pssg.gov.bc.ca/gaming/

## BEFORE YOU START

This form is to be used by host local governments that have revenue sharing agreements with casinos and community gaming centres. Use this form to report revenues and expenditures associated with these agreements in a given calendar year.

- Complete this form once per calendar year showing revenues and expenditures made between January 1 and December 31.
- Use the latest version of this form, available at: [www.pssg.gov.bc.ca/gaming/revenue/docs/form-hlg-expenditure-report.pdf](http://www.pssg.gov.bc.ca/gaming/revenue/docs/form-hlg-expenditure-report.pdf)
- Submit this form no later than January 31.
- Scan the completed and signed form, and any supporting documentation, then submit by e-mail to [gpeb.finance@gov.bc.ca](mailto:gpeb.finance@gov.bc.ca) (PDF format is preferred), or fax to (250) 387-1818.

## SECTION 1 – REPORTING PERIOD

PLEASE PRINT CLEARLY

<b>Reporting period:</b> (indicate the calendar year for which this form is being submitted)	2011
<b>Report date:</b> (the date this report was prepared – YYYY-MM-DD)	2012-01-30

## SECTION 2 – LOCAL GOVERNMENT INFORMATION

<b>Name of local government:</b> City of Richmond		
<b>Mailing address:</b> Unit, Street, and/or PO Box 6911 No 3 Road	<b>City</b> Richmond	<b>Postal Code</b> V6Y 2C1

## SECTION 3 – OPENING BALANCE

<b>Opening balance:</b> (amount carried forward from previous report)	\$ 2,343,933.00
---	-----------------

## SECTION 4 – REVENUES

<b>Deposits:</b> (received during this reporting period – include gaming venue names if appropriate)		
<b>Deposit date:</b> (YYYY-MM-DD)	<b>Gaming venue name(s)</b>	<b>Amount</b>
2011-04-20		\$ 3,554,733.06
2011-07-19		\$ 3,412,445.37
2011-10-20		\$ 3,575,229.54
2012-01-19		\$ 3,185,663.61
		\$
		\$
		\$
		\$
<b>Total revenues:</b> (total deposits during this reporting period)		\$ 13,728,071.58


**SECTION 5 – EXPENDITURES**

<b>Community grants:</b> (during this reporting period)	<b>Amount</b>
Municipal Grants	\$ 541,507.00
	\$
	\$
	\$
	\$
	\$
	\$
	\$
<b>Capital projects:</b> (during this reporting period)	<b>Amount</b>
Building capital program	\$ 1,777,900.00
Parks Capital	\$ 600,000.00
Olympic Oval	\$ 5,000,000.00
Revolving Fund	\$ 1,239,000.00
	\$
	\$
	\$
<b>Other expenditures:</b> (during this reporting period)	<b>Amount</b>
RCMP - 4 officers	\$ 566,612.00
Infrastructure	\$ 1,400,000.00
	\$
	\$
	\$
	\$
	\$
<b>Total expenditures:</b> (total community grants, capital projects, and other expenditures during this reporting period)	\$ 11,125,019.00

**SECTION 6 – CLOSING BALANCE**

<b>Closing balance:</b> (opening balance + total revenues – total expenditures) (carry forward as the opening balance on the next report)	\$ 4,946,985.58
--	-----------------

**SECTION 7 – CERTIFICATION**

<b>Submitter:</b> (authorized signatory for the host local government – I certify that the information in this report is true and correct – see the instructions at the beginning of this document for submission information)		
<b>Job Title:</b> Director of Finance	<b>First name:</b> Jerry	<b>Last name:</b> Chong
<b>E-mail address:</b> (provide a valid e-mail address) JChong@richmond.ca		<b>Phone number:</b> (XXX) XXX-XXXX (604) 276-4064
<b>Signature:</b> (required) 		<b>Date signed:</b> (YYYY-MM-DD) 2012-01-30





# Host Local Government Revenue and Expenditure Report

## Gaming Policy and Enforcement Branch

**Mail:** PO Box 9310, Stn Prov Govt, Victoria, BC V8W 9N1

**Courier:** 3rd Floor, 910 Government St., Victoria, BC V8W 1X3

**Phone:** (250) 387-5311 | **Fax:** (250) 387-1818

**E-mail:** gpeb.finance@gov.bc.ca | **Web:** www.pssg.gov.bc.ca/gaming/

## BEFORE YOU START

This form is to be used by host local governments that have revenue sharing agreements with casinos and community gaming centres. Use this form to report revenues and expenditures associated with these agreements in a given calendar year.

- Complete this form once per calendar year showing revenues and expenditures made between January 1 and December 31.
- Use the latest version of this form, available at: [www.pssg.gov.bc.ca/gaming/revenue/docs/form-hlg-expenditure-report.pdf](http://www.pssg.gov.bc.ca/gaming/revenue/docs/form-hlg-expenditure-report.pdf)
- Submit this form no later than January 31.
- Scan the completed and signed form, and any supporting documentation, then submit by e-mail to [gpeb.finance@gov.bc.ca](mailto:gpeb.finance@gov.bc.ca) (PDF format is preferred), or fax to (250) 387-1818.

## SECTION 1 – REPORTING PERIOD

PLEASE PRINT CLEARLY

<b>Reporting period:</b> (indicate the calendar year for which this form is being submitted)	2011
<b>Report date:</b> (the date this report was prepared – YYYY-MM-DD)	2012-01-27

## SECTION 2 – LOCAL GOVERNMENT INFORMATION

<b>Name of local government:</b> City of Vancouver		
<b>Mailing address:</b> Unit, Street, and/or PO Box 3rd floor, 453 West 12th Ave, c/o Marg Coulson	<b>City</b> Vancouver	<b>Postal Code</b> V5Y 1V4

## SECTION 3 – OPENING BALANCE

<b>Opening balance:</b> (amount carried forward from previous report)	\$ 0
---	------

## SECTION 4 – REVENUES

<b>Deposits:</b> (received during this reporting period – include gaming venue names if appropriate)		
<b>Deposit date:</b> (YYYY-MM-DD)	<b>Gaming venue name(s)</b>	<b>Amount</b>
2011-04-15	Edgewater Casino	\$ 1,487,855.87
2011-04-15	Hastings Race Course	\$ 333,556.24
2011-07-18	Edgewater Casino	\$ 1,351,002.31
2011-07-18	Hastings Race Course	\$ 312,720.28
2011-10-18	Edgewater Casino	\$ 1,462,708.79
2011-10-18	Hastings Race Course	\$ 345,434.17
2012-01-25	Edgewater Casino	\$ 1,481,450.15
2012-01-25	Hastings Race Course	\$ 284,096.64
<b>Total revenues:</b> (total deposits during this reporting period)		\$ 7,058,824.45


**SECTION 5 – EXPENDITURES**

Community grants: (during this reporting period)	Amount
	\$
	\$
	\$
	\$
	\$
	\$
	\$
	\$
Capital projects: (during this reporting period)	Amount
	\$
	\$
	\$
	\$
	\$
	\$
	\$
	\$
Other expenditures: (during this reporting period)	Amount
Offset to expenditures (24% Police)	\$ 1,694,117.86
Offset to expenditures (17% Utilities)	\$ 1,200,000.16
Offset to expenditures (17% Administration)	\$ 1,200,000.16
Offset to expenditures (12% Parks and Recreation)	\$ 847,058.93
Offset to expenditures (10% Fire Rescue)	\$ 705,882.45
Offset to expenditures (7% Engineering, 6% Community Services, 4% Library, 2% Civic Theatres, 1% Civic Grants)	\$ 1,411,764.89
	\$
<b>Total expenditures:</b> (total community grants, capital projects, and other expenditures during this reporting period)	\$ 7,058,824.45

**SECTION 6 – CLOSING BALANCE**

<b>Closing balance:</b> (opening balance + total revenues – total expenditures) (carry forward as the opening balance on the next report)	\$ 0
--	------

**SECTION 7 – CERTIFICATION**

<b>Submitter:</b> (authorized signatory for the host local government – I certify that the information in this report is true and correct – see the instructions at the beginning of this document for submission information)		
<b>Job Title:</b> Manager, Operating Budgets	<b>First name:</b> Kit	<b>Last name:</b> Yee
<b>E-mail address:</b> (provide a valid e-mail address) kit.yee@vancouver.ca		<b>Phone number:</b> (XXX) XXX-XXXX 604-873-7335
<b>Signature:</b> (required) 		<b>Date signed:</b> (YYYY-MM-DD) 2012-01-27

# Host Local Government Revenue and Expenditure Report

## Gaming Policy and Enforcement Branch

**Mail:** PO Box 9310, Stn Prov Govt, Victoria, BC V8W 9N1  
**Courier:** 3rd Floor, 910 Government St., Victoria, BC V8W 1X3  
**Phone:** (250) 387-5311 | **Fax:** (250) 387-1818  
**E-mail:** gpeb.finance@gov.bc.ca | **Web:** www.pssg.gov.bc.ca/gaming/

## BEFORE YOU START

This form is to be used by host local governments that have revenue sharing agreements with casinos and community gaming centres. Use this form to report revenues and expenditures that result from these agreements.

- Complete this form twice annually for the six month periods ending:
  - September 30 (submit no later than October 31)
  - March 31 (submit no later than April 30)
- Use the latest version of this form, available at: [www.pssg.gov.bc.ca/gaming/revenue/docs/form-hlg-expenditure-report.pdf](http://www.pssg.gov.bc.ca/gaming/revenue/docs/form-hlg-expenditure-report.pdf)
- Scan the completed and signed form, and any supporting documentation, then submit by e-mail to [gpeb.finance@gov.bc.ca](mailto:gpeb.finance@gov.bc.ca) (PDF format is preferred), or fax to (250) 387-1818.

## SECTION 1 – REPORTING PERIOD

PLEASE PRINT CLEARLY

<b>Reporting period:</b> (the six month period for which this form is being submitted – choose one only)	<input type="checkbox"/> April 1 to September 30 (submit no later than Oct 31)
	<input checked="" type="checkbox"/> October 1 to March 31 (submit no later than Apr 30)
<b>Report date:</b> (the date this report was prepared – DD-Mon-YYYY)	21-Apr-2011

## SECTION 2 – LOCAL GOVERNMENT INFORMATION

<b>Name of local government:</b>		
City of Richmond		
<b>Mailing address:</b> Unit, Street, and/or PO Box	<b>City</b>	<b>Postal Code</b>
6911 No 3 Road	Richmond	V6Y 2C1

## SECTION 3 – OPENING BALANCE

<b>Gaming account opening balance:</b> (amount carried forward from previous report)	\$ -1,005,551.06
--	------------------

## SECTION 4 – REVENUES

Deposits: (during this reporting period – include gaming venue names if appropriate)	Amount
2nd Quarter gaming	\$ 3,122,649.85
3rd Quarter gaming	\$ 3,146,212.18
	\$
	\$
	\$
	\$
	\$
	\$
<b>Interest earned:</b> (by the gaming account during this reporting period)	\$
<b>Total revenue:</b> (total deposits and interest earned during this reporting period)	\$ 6,268,862.03

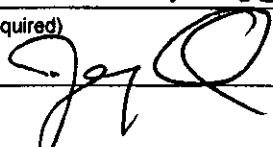
**SECTION 5 – EXPENDITURES**

Community grants: (during this reporting period)	Amount
Municipal Grants	\$ 542,522.00
	\$
	\$
	\$
	\$
	\$
	\$
Capital projects: (during this reporting period)	Amount
Minor Capital projects	\$ 1,073,434.85
Capital project funding transfers:	\$
Building Capital Projects-public safety building, community safety building	\$ 888,950.00
Minor Capital Parks projects - unsafe playgrounds, traffic and sidewalks	\$ 300,000.00
Olympic Oval Project	\$ 2,500,000.00
Funding various capital projects - Revolving Fund	\$ 619,500.00
	\$
Other expenditures: (during this reporting period)	Amount
RCMP - funding of 4 officers (as of City 1st quarter)	\$ 277,028.00
	\$
	\$
	\$
	\$
	\$
	\$
<b>Total expenditures:</b> (total community grants, capital projects, and other expenditures during this reporting period)	<b>\$ 6,201,434.85</b>

**SECTION 6 – CLOSING BALANCE**

Gaming account closing balance: (opening balance + total revenues – total expenditures) (carry forward as the opening balance on the next report)	\$ -938,123.88
--	----------------

**SECTION 7 – CERTIFICATION**

<b>Submitter:</b> (authorized signatory for the host local government – I certify that the information in this report is true and correct – see the instructions at the beginning of this document for submission information)		
<b>Job Title:</b> Director, Finance	<b>First name:</b> Jerry	<b>Last name:</b> Chong
<b>E-mail address:</b> (provide a valid e-mail address) jchong@richmond.ca		<b>Phone number:</b> (XXX) XXX-XXXX (604) 276-4064
<b>Signature:</b> (required) 		<b>Date signed:</b> (DD-Mon-YYYY) 21-Apr-2011



# Host Local Government Revenue and Expenditure Report

## Gaming Policy and Enforcement Branch

**Mail:** PO Box 9310, Stn Prov Govt, Victoria, BC V8W 9N1

**Courier:** 3rd Floor, 910 Government St., Victoria, BC V8W 1X3

**Phone:** (250) 387-5311 | **Fax:** (250) 387-1818

**E-mail:** gpeb.finance@gov.bc.ca | **Web:** www.pssg.gov.bc.ca/gaming/

## BEFORE YOU START

This form is to be used by host local governments that have revenue sharing agreements with casinos and community gaming centres. Use this form to report revenues and expenditures that result from these agreements.

- Complete this form twice annually for the six month periods ending:
  - September 30 (submit no later than October 31)
  - March 31 (submit no later than April 30)
- Use the latest version of this form, available at: [www.pssg.gov.bc.ca/gaming/revenue/docs/form-hlg-expenditure-report.pdf](http://www.pssg.gov.bc.ca/gaming/revenue/docs/form-hlg-expenditure-report.pdf)
- Scan the completed and signed form, and any supporting documentation, then submit by e-mail to [gpeb.finance@gov.bc.ca](mailto:gpeb.finance@gov.bc.ca) (PDF format is preferred), or fax to (250) 387-1818.

## SECTION 1 – REPORTING PERIOD

PLEASE PRINT CLEARLY

**Reporting period:**

(the six month period for which this form is being submitted – choose one only)

- ☐ April 1 to September 30  
(submit no later than Oct 31)
- ☒ October 1 to March 31  
(submit no later than Apr 30)

**Report date:** (the date this report was prepared – DD-Mon-YYYY)

13-May-2011

## SECTION 2 – LOCAL GOVERNMENT INFORMATION

**Name of local government:**

CITY OF BURNABY

**Mailing address:** Unit, Street, and/or PO Box

4949 CANADA WAY

City

BURNABY, BC

Postal Code

V5G 1M2

## SECTION 3 – OPENING BALANCE

**Gaming account opening balance:** (amount carried forward from previous report)

\$ 46,594,649.05

## SECTION 4 – REVENUES

Deposits: (during this reporting period – include gaming venue names if appropriate)	Amount
14 Oct 2010 & 12 Jan 2011 Receipts	\$ 4,841,913.29
	\$
	\$
	\$
	\$
	\$
	\$
Adjustment in Investment Income	\$ 2,374,384.11
Interest earned: (by the gaming account during this reporting period)	\$ 1,633,701.99
Total revenue: (total deposits and interest earned during this reporting period)	\$ 8,849,999.39


**SECTION 5 – EXPENDITURES**

Community grants: (during this reporting period)	Amount
	\$
	\$
	\$
	\$
	\$
	\$
	\$
Capital projects: (during this reporting period)	Amount
SEE ATTACHED	\$ 1,724,759.69
	\$
	\$
	\$
	\$
	\$
	\$
Other expenditures: (during this reporting period)	Amount
	\$
	\$
	\$
	\$
	\$
	\$
	\$
Total expenditures: (total community grants, capital projects, and other expenditures during this reporting period)	\$ 1,724,759.69

**SECTION 6 – CLOSING BALANCE**

Gaming account closing balance: (opening balance + total revenues – total expenditures) (carry forward as the opening balance on the next report)	\$ 53,719,888.75
--	------------------

**SECTION 7 – CERTIFICATION**

<b>Submitter:</b> (authorized signatory for the host local government – I certify that the information in this report is true and correct – see the instructions at the beginning of this document for submission information)		
<b>Job Title:</b> MGR, ACCOUNTING SERVICES	<b>First name:</b> KIM	<b>Last name:</b> LAI
<b>E-mail address:</b> (provide a valid e-mail address) KIM.LAI@BURNABY.CA		<b>Phone number:</b> (XXX) XXX-XXXX (604) 294-7179
<b>Signature:</b> (required) 		<b>Date signed:</b> (DD-Mon-YYYY) 13-May-2011

## Expenditures

1-Oct-10  
to  
Mar-11

1100242 GPS installation in snow trucks - Game\$	(226.20)
1100248 Snow Removal Pamphlet and Web Section	1,777.92
1100249 Automation Toter Acquisition (Gaming \$)	261,062.59
1100252 European Chafer Pilot Prg (Gaming \$)	3,794.08
1100253 Mural Grant Program (Gaming \$)	9,308.35
1100260 Beecher Creek Watershed Rainwater Retrofit	15,739.45
1151011 RCMP - CPOs' Front Counter Retrofit	6,370.00
1190103 ESS Planner for ESS 2010 and Pandemic	5,973.00
116000100 WPFPG Commemorative Book	32,461.60
6013019 Works Yard Redevelopment/Parkcrest Bikeway	18,319.99
6032133 Byrne Creek Stormwater Mgmt Study	(12,130.00)
6035884 2008 Automatd Garbge & Yrd Wst Truck-Add	100,320.70
6046930 Bby Lake Rejuvenation	756,666.51
6047052 Deer Lake Park Festival Lawn Upg-Gaming\$	9,653.51
6047079 Environmental Initiatives 2009-var parks	389.69
6047094 Public Art installation-Necklace Project	372.72
6047095 Cultural Heritage Bldg Upgrades	11,419.93
6056102 Restoration 1951 Ford Mercury Pump Truck	8,519.20
6060104 Emergency Power Generator City Hall	14,667.64
6066033 Urban Trail-Central Valley Greenway	(1,300.38)
6066034 Urban Trail-Fraser Foreshore Park	(4,776.42)
6066039 Griffiths Drive Pedestrian Overpass	885.43
6070410 BBY S. MEMORIAL PARK-LANDSCAPE IMPTS	17,918.21
6070432 Burnaby Historic Photo	9,646.11
6071009 Beautification Strategy & Implementation	21,992.56
6076001 Exemplary in Both-Multimedia Project	(5,000.00)
BAE.0005 CVG Stat ROW @ Sperling & Winston	16,312.96
BAF.0003 Lougheed Highway Bike Lane Design WBS	9,298.93
BAH.0002 Oral History Digitization-General hard	274.02
CDA.0001 Grab-and-Go Radio Kits/Portable UHF Radios	54.65
DPW.0042 Environmental Upgrades	35,283.59
ENX.0002 2009 Energy Conservation	13,002.82
ENZ.0008 2010 Eng New Vehicles	366,706.53

---

---

1,724,759.69



Ministry of  
Public Safety  
and Solicitor General

# Host Local Government Revenue and Expenditure Report

## Gaming Policy and Enforcement Branch

**Mail:** PO Box 9310, Stn Prov Govt, Victoria, BC V8W 9N1  
**Courier:** 3rd Floor, 910 Government St., Victoria, BC V8W 1X3  
**Phone:** (250) 387-5311 | **Fax:** (250) 387-1818  
**E-mail:** gpeb.finance@gov.bc.ca | **Web:** www.pssg.gov.bc.ca/gaming/

## BEFORE YOU START

This form is to be used by host local governments that have revenue sharing agreements with casinos and community gaming centres. Use this form to report revenues and expenditures that result from these agreements.

- Complete this form twice annually for the six month periods ending:
  - September 30 (submit no later than October 31)
  - March 31 (submit no later than April 30)
- Use the latest version of this form, available at: [www.pssg.gov.bc.ca/gaming/revenue/docs/form-hlg-expenditure-report.pdf](http://www.pssg.gov.bc.ca/gaming/revenue/docs/form-hlg-expenditure-report.pdf)
- Scan the completed and signed form, and any supporting documentation, then submit by e-mail to [gpeb.finance@gov.bc.ca](mailto:gpeb.finance@gov.bc.ca) (PDF format is preferred), or fax to (250) 387-1818.

## SECTION 1 – REPORTING PERIOD

PLEASE PRINT CLEARLY

<b>Reporting period:</b> (the six month period for which this form is being submitted – choose one only)	<input type="checkbox"/> April 1 to September 30 (submit no later than Oct 31)
	<input checked="" type="checkbox"/> October 1 to March 31 (submit no later than Apr 30)
<b>Report date:</b> (the date this report was prepared – DD-Mon-YYYY)	11-May-2011

## SECTION 2 – LOCAL GOVERNMENT INFORMATION

<b>Name of local government:</b> CITY OF BURNABY		
<b>Mailing address:</b> Unit, Street, and/or PO Box 4949 CANADA WAY	<b>City</b> BURNABY, BC	<b>Postal Code</b> V5G 1M2

## SECTION 3 – OPENING BALANCE

<b>Gaming account opening balance:</b> (amount carried forward from previous report)	\$ 49,118,907.87
--	------------------

## SECTION 4 – REVENUES

Deposits: (during this reporting period – include gaming venue names if appropriate)	Amount
Jan 12, 2011 Receipt	\$ 2,317,654.47
	\$
	\$
	\$
	\$
	\$
	\$
Adjustment in Investment Income	\$ 2,374,384.11
Interest earned: (by the gaming account during this reporting period)	\$ 1,633,701.99
Total revenue: (total deposits and interest earned during this reporting period)	\$ 6,325,740.57




**SECTION 5 – EXPENDITURES**

Community grants: (during this reporting period)	Amount
	\$
	\$
	\$
	\$
	\$
	\$
	\$
Capital projects: (during this reporting period)	Amount
SEE ATTACHED	\$ 1,724,759.69
	\$
	\$
	\$
	\$
	\$
	\$
Other expenditures: (during this reporting period)	Amount
	\$
	\$
	\$
	\$
	\$
	\$
	\$
Total expenditures: (total community grants, capital projects, and other expenditures during this reporting period)	\$ 1,724,759.69

**SECTION 6 – CLOSING BALANCE**

Gaming account closing balance: (opening balance + total revenues – total expenditures) (carry forward as the opening balance on the next report)	\$ 53,719,888.75
--	------------------

**SECTION 7 – CERTIFICATION**

<b>Submitter:</b> (authorized signatory for the host local government – I certify that the information in this report is true and correct – see the instructions at the beginning of this document for submission information)		
<b>Job Title:</b> MGR, ACCOUNTING SERVICES	<b>First name:</b> KIM	<b>Last name:</b> LAI
<b>E-mail address:</b> (provide a valid e-mail address) KIM.LAI@BURNABY.CA		<b>Phone number:</b> (XXX) XXX-XXXX (604) 294-7179
<b>Signature:</b> (required) 		<b>Date signed:</b> (DD-Mon-YYYY) 11-May-2011

## Expenditures

1-Oct-10  
to  
Mar-11

1100242 GPS installation in snow trucks - Game\$	(226.20)
1100248 Snow Removal Pamphlet and Web Section	1,777.92
1100249 Automation Toter Acquisition (Gaming \$)	261,062.59
1100252 European Chafer Pilot Prg (Gaming \$)	3,794.08
1100253 Mural Grant Program (Gaming \$)	9,308.35
1100260 Beecher Creek Watershed Rainwater Retrofit	15,739.45
1151011 RCMP - CPOs' Front Counter Retrofit	6,370.00
1190103 ESS Planner for ESS 2010 and Pandemic	5,973.00
116000100 WPFG Commemorative Book	32,461.60
6013019 Works Yard Redevelopment/Parkcrest Bikeway	18,319.99
6032133 Byrne Creek Stormwater Mgmt Study	(12,130.00)
6035884 2008 Automatd Garbge & Yrd Wst Truck-Add	100,320.70
6046930 Bby Lake Rejuvenation	756,666.51
6047052 Deer Lake Park Festival Lawn Upg-Gaming\$	9,653.51
6047079 Environmental Initiatives 2009-var parks	389.69
6047094 Public Art installation-Necklace Project	372.72
6047095 Cultural Heritage Bldg Upgrades	11,419.93
6056102 Restoration 1951 Ford Mercury Pump Truck	8,519.20
6060104 Emergency Power Generator City Hall	14,667.64
6066033 Urban Trail-Central Valley Greenway	(1,300.38)
6066034 Urban Trail-Fraser Foreshore Park	(4,776.42)
6066039 Griffiths Drive Pedestrian Overpass	885.43
6070410 BBY S. MEMORIAL PARK-LANDSCAPE IMPTS	17,918.21
6070432 Burnaby Historic Photo	9,646.11
6071009 Beautification Strategy & Implementation	21,992.56
6076001 Exemplary in Both-Multimedia Project	(5,000.00)
BAE.0005 CVG Stat ROW @ Sperling & Winston	16,312.96
BAF.0003 Lougheed Highway Bike Lane Design WBS	9,298.93
BAH.0002 Oral History Digitization-General hard	274.02
CDA.0001 Grab-and-Go Radio Kits/Portable UHF Radios	54.65
DPW.0042 Environmental Upgrades	35,283.59
ENX.0002 2009 Energy Conservation	13,002.82
ENZ.0008 2010 Eng New Vehicles	366,706.53
	<hr/>
	1,724,759.69
	<hr/>

# Host Local Government Revenue and Expenditure Report

**Mail:** PO Box 9310, Stn Prov Govt, Victoria, BC, V8W 9N1  
**Courier:** 3rd Floor, 910 Government St., Victoria, BC, V8W 1X3  
**Telephone:** 250 387-5311 | **Fax:** (250) 387-1818  
**E-mail:** gaming.branch@gov.bc.ca | **Web:** www.hsd.gov.bc.ca/gaming/

## BEFORE YOU START

This form is to be used by host local governments that have revenue sharing agreements with casinos and community gaming centres. Use this form to report revenues and expenditures that result from these agreements.

- Complete this form twice annually for the six month periods ending:
  - September 30 (submit no later than October 31)
  - March 31 (submit no later than April 30)
- Scan the completed and signed form, and any supporting documentation, then submit by e-mail to gaming.branch@gov.bc.ca (PDF format is preferred), or fax to (250) 387-1818.

## SECTION 1 – REPORTING PERIOD

PLEASE PRINT CLEARLY

<b>Reporting period:</b> (the six month period for which this form is being submitted – choose one only)	<input checked="" type="checkbox"/> April 1 to September 30 (submit no later than Oct 31)  <input type="checkbox"/> October 1 to March 31 (submit no later than Apr 30)
<b>Report date:</b> (the date this report was prepared – DD-Mon-YYYY)	27-Oct-2010

## SECTION 2 – LOCAL GOVERNMENT INFORMATION

<b>Name of local government:</b>		
City of Richmond		
<b>Mailing address:</b> Unit, Street, and/or PO Box	City	Postal Code
6911 No 3 Road	Richmond	V6Y 2C1

## SECTION 3 – OPENING BALANCE

<b>Gaming account opening balance:</b> (amount carried forward from previous report)	\$ 5,222,703.94
--	-----------------

## SECTION 4 – REVENUES

Deposits: (during this reporting period – include gaming venue names if appropriate)	Amount
2nd quarter gaming ( 2010 )	\$ 3,180,909.00
3rd quarter gaming ( 2010)	\$ 3,122,649.85
	\$
	\$
	\$
<b>Interest earned:</b> (by the gaming account during this reporting period)	\$
<b>Total revenue:</b> (total deposits and interest earned during this reporting period)	\$ 6,303,558.85

## Host Local Government Revenue and Expenditure Report

### SECTION 5 – EXPENDITURES


Community grants: (during this reporting period)	Amount
Municipal Grants	\$ 518,000.00
	\$
	\$
	\$
	\$
	\$
Capital projects: (during this reporting period)	Amount
Minor Capital projects	\$ 600,864.00
Capital project funding transfers:	\$
Building Capital projects-public safety building, community safety building	\$ 1,333,425.00
Minor Capital Parks projects-unsafe playgrounds, traffic and sidewalks	\$ 450,000.00
Olympic Oval project	\$ 3,750,000.00
Funding for various capital projects - revolving fund	\$ 929,250.00
Other expenditures: (during this reporting period)	Amount
RCMP - funding for 4 officers ( as of City 3rd quarter)	\$ 406,125.00
	\$
Nelson Road capital project	\$ 1,421,500.00
	\$
	\$
	\$
<b>Total expenditures:</b> (total community grants, capital projects, and other expenditures during this reporting period)	<b>\$ 9,409,164.00</b>

### SECTION 6 – CLOSING BALANCE

<b>Gaming account closing balance:</b> (opening balance + total revenues – total expenditures) (carry forward as the opening balance on the next report)	<b>\$ 2,117,098.79</b>
---	------------------------

### SECTION 7 – CERTIFICATION

**Submitter:** (authorized signatory for the host local government – I certify that the information in this report is true and correct – see the instructions at the beginning of this document for submission information)

Name	Andrew Nazareth	Title	General Manager, Business and Financial Services
E-mail	anazareth@richmond.ca	Phone	(604) 276-4095
Signature		◀Signature required!	Date Signed 28-Oct-2010

Report Date: 29/September/2010

INFRASTRUCTURE REPLACEMENT 2010				BUDGET	WO ESTIMATES	REMAINING		
				\$1,725,865	\$1,507,138	\$218,727		
Work	Order	Asset	Comments		WO Est.	Expended	Remaining	Status
BUDGET #: 49901043275204					\$1,507,138	\$ 600,864	\$ 906,274	
116360 UNSCHEDULED REPLACEMENT/REPAIR CONTINGENCY					\$165,257	\$128,256		
IR2010A REPAIR/REPLACEMENT CONTINGENCY								
654869	SCC		INSTALL RINK GRANT SIGN	HO	106	106	0	CLOSED
657336	CH		REPLACE CITY HALL SIGN WITH LED	MAKAOFF	20,000	0	20,000	IN WORK
657609	PMI		SUPPLY TWO CHLORINE STORAGE TANKS	SELLERS	1,849	1,848	1	CLOSED
658802	SACC-RTU010		REMOVE FAILED ROOF TOP UNIT	NORTON	18,301	18,300	1	CLOSED
660356	LCC-EC001		REPLACE DEFECTIVE SPEED DRIVE	MAKAOFF	7,765	7,765	0	CLOSED
660739	RIC-AD002		REPLACEMENT OF EXISTING AMONIA DETECTION SYSTEM	MAKAOFF	3,400	3,400	0	CLOSED
661655	MP-DHW001		REPLACE HOT WATER TANK	MAKAOFF	3,162	3,162	0	CLOSED
666686	WGAP		REPLACE AGED FLOORING THROUGHOUT CARETAKER SU	FREDERICKSON	4,695	4,695	0	CLOSED
666728	RIC-BO001		REPAIR BOILER HEAT EXCHANGER	MAKAOFF	8,519	8,518	1	CLOSED
667095	SACC-DHW002		REPLACE FAILED INSTANT HOT WATER HEATER	NORTON	1,645	1,644	1	CLOSED
669292	PMI-ST001		REPLACE FAILED DHW STORAGE TANK	MAKAOFF	3,163	3,162	1	CLOSED
669330	RGC		REPAIR CEILING AND DOOR HARDWARE	JANSEN	6,147	6,147	0	CLOSED
669978	F4-DHW001		REPLACE FAILED DHW BOILER TANK AS PER QUOTE #155	FREDERICKSON	9,968	9,968	0	CLOSED
672711	PMI-CP008		REPLACE FAILED SUMP PUMP	SELLERS	14,956	14,809	147	COMPLETEI
672712	PMI-CP009		REPLACE FAILED SUMP PUMP	SELLERS	14,956	14,809	147	COMPLETEI
674395	WYGW		REPAIR/REPLACE EXIT SIGNS	JANSEN	4,652	4,652	0	CLOSED
674613	AQ-ROOF		REPAIR ROOF RIDGE	SELLERS	22,523	22,522	1	COMPLETEI
676444	F1-AC010		REPLACE FAILED DUCTLESS SPLIT	NORTON	2,750	2,750	0	COMPLETEI
680185	KWANTLEN		REMOVE FAILED ROOF TOP UNIT	NORTON	6,700	0	6,700	IN WORK
698425	WAT		INSTALL FALL RESTRAINT SYSTEM	SELLERS	10,000	0	10,000	IN WORK
117290 EXTERIOR CONSTRUCTION REPAIR/REPLACEMENT					\$100,000	\$58,351		
IR2010B LFH PORCH FOUNDATION REPAIR								
657346	LFH		REPAIR FOUNDATION AND PORCH STRUCTURE	KOLB	100,000	58,351	41,649	IN WORK
117295 HVAC/MECHANICAL UPGRADES/REPLACEMENTS					\$109,630	\$79,721		
IR2010D MISC HVAC UPGRADE/REPLACEMENT								
658694	WRR-BO002		REPLACE EXISTING UNIT WITH NEW	JANSEN	8,633	8,632	1	CLOSED
IR2010DA DDC UPGRADE/REPLACEMENT								
657355	RIC		UPGRADE DDC BUILDING CONTROL SYSTEM	NORTON	36,000	35,804	196	COMPLETEI
664257	SCC		UPGRADE DDC BUILDING CONTROL SYSTEM	NORTON	11,932	11,814	118	COMPLETEI
IR2010DB WYA BOILER ROOM UPGRADES								

INFRASTRUCTURE REPLACEMENT 2010					<u>BUDGET</u>	<u>WO ESTIMATES</u>	<u>REMAINING</u>		
					\$1,725,865	\$1,507,138	\$218,727		
Work	Order	Asset	Comments		WO Est.	Expended	Remaining	Status	
	659348	WYA-AC017	REPLACE AGED AHU	JANSEN	14,995	14,995	0	CLOSED	
	661674	WYA-CP001	REPLACE AGED AND DEFECTIVE CONDENSOR CIRC PUMP	NORTON	4,213	4,212	1	CLOSED	
	661675	WYA-CP002	REPLACE AGED AND DEFECTIVE CONDENSOR CIRC PUMP	NORTON	3,857	3,856	1	CLOSED	
	661931	WYA-BO001	REPLACE AGED BOILER	JANSEN	15,000	407	14,593	IN WORK	
<b>IR2010DC WAT SLIDE TOWER SPRINKLERS</b>									
	673738	WAT	REPAIR SLIDE TOWER SPRINKLERS	SELLERS	15,000	0	15,000	COMPLETEI	
<b>117296 SCHEDULED VFA FACILITY ASSESSMENTS</b>						\$50,000	\$0		
<b>IR2010G VFA FACILITY ASSESSMENTS</b>									
	674244	CHN	VFA FACILITY ASSESSMENTS	JANSEN	50,000	0	50,000	IN WORK	
<b>117538 INTERIOR CONSTRUCTION REPAIR/REPLACEMENT</b>						\$210,905	\$87,787		
<b>IR2010C MISC. INTERIOR RENOVATIONS</b>									
	640323	MCNF	KITCHEN AND BATHROOM UPGRADE	JANSEN	17,367	17,367	0	COMPLETEI	
	657531	GT	UPGRADE CONCESSION COUNTER	JANSEN	3,173	3,173	0	CLOSED	
	659549	GT	REPLACE FLOORING IN VARIOUS AREAS	JANSEN	11,753	11,752	1	COMPLETEI	
	668668	LIRW	REPLACE FLOORING IN MEN'S WASHROOM	SELLERS	5,540	5,539	1	CLOSED	
	668670	PST	REPLACE FLOORING IN CONCESSION AREA	SELLERS	2,975	2,975	0	CLOSED	
<b>IR2010CA CARETAKER PAULIK PARK RENOS</b>									
	657930	CPP	RENOVATION TO 1ST FLOOR CARETAKER SUITE	JANSEN	100,000	22,411	77,589	IN WORK	
<b>IR2010CC MINORU PLACE RENOS</b>									
	677050	MP	CORRECTION OF VARIOUS REQUIREMENTS IDENTIFIED B'	LARSEN	70,000	24,473	45,527	COMPLETEI	
	679126	MP	DISCONNECT ELECTRICAL FROM OVEN	MAKAOFF	97	97	0	CLOSED	
<b>117593 SCHEDULED POWDER POST BEETLE REMEDIATION</b>						\$50,875	\$50,875	DONE	
<b>IR2010PB POWDER POST BEETLES 2010</b>									
	657900	SNL	POWDER POST BEETLE TREATMENT	JANSEN	50,875	50,875	0	COMPLETEI	
<b>117922 ELECTRICAL REPAIRS/REPLACEMENTS</b>						\$41,471	\$675		
<b>IR2010EA FIRE ALARM REPLACEMENTS</b>									
	657341	LCC-FA001	REPLACE FIRE ALARM PANELS	SELLERS	30,000	225	29,775	COMPLETEI	
	657343	BRPF-FA001	REPLACE FIRE ALARM PANEL	SELLERS	6,141	225	5,916	IN WORK	
	659238	AR2-FA001	REPLACE FIRE ALARM PANELS	SELLERS	5,330	225	5,105	IN WORK	
<b>122921 2010 JOB ORDER CONTRACTING PROJECTS</b>						\$779,000	\$195,200		
<b>IR2010JA EAST RMD COMMUNITY HALL RENOS</b>									

# **INFRASTRUCTURE REPLACEMENT 2010**

<u>BUDGET</u>	<u>WO ESTIMATES</u>	<u>REMAINING</u>
\$1,725,865	\$1,507,138	\$218,727

Work Order	Asset	Comments		WO Est.	Expended	Remaining	Status
678330	ERCH	CORRECTION OF VARIOUS REQUIREMENTS IDENTIFIED B' KOLB		200,000	550	199,450	IN WORK
IR2010JB	JAPANESE CULTURAL CENTRE RENOS						
678470	JCC	CORRECTION OF VARIOUS REQUIREMENTS IDENTIFIED B' JANSEN		184,000	168,821	15,179	IN WORK
IR2010JC	STEVESTON POST OFFICE RENOS						
679448	SPO	CORRECTION OF VARIOUS REQUIREMENTS IDENTIFIED B' KOLB		48,000	0	48,000	IN WORK
IR2010JD	NATURE PARK UPGRADES & RENOS						
674241	NPHG-ROOF	REPLACE ROOF	JANSEN	20,000	18,469	1,531	COMPLETEI
679671	NPH	CORRECTION OF VARIOUS REQUIREMENTS IDENTIFIED B' JANSEN	JANSEN	202,000	3,765	198,235	IN WORK
692150	NPPG	REPLACE STRUCTURE	JANSEN	50,000	2,270	47,730	COMPLETEI
IR2010JE	WORKS YARD DISPERSAL RENO						
667030	WYD	FLOORING REPLACEMENT DISPERSAL BUILDING	JANSEN	75,000	1,325	73,675	IN WORK
				1,507,138	600,864	906,274	

## Voucher

## Payables Voucher Detail

Fiscal	AP Voucher	Fund	Account	Dept	Program	Monetary Amount	Description	Invoice #	Vendor ID	Vendor Name	Year	Per
2010	00376243	10	4375	615	00000	3,000.00	2010 grant-big sisters	2010 Grant	0000022547	BIG SISTER-001	2010	1
2010	00376286	10	4375	615	00000	2,000.00	2010 grant-rmd art gallery	2010 Grant	0000032209	RMDARTGAL-001	2010	1
2010	00376287	10	4375	615	00000	750.00	2010 grant-rmd artists club	2010 Grant	0000022555	RMD ARTIST-001	2010	1
2010	00376288	10	4375	615	00000	1,000.00	2010 grant-rmd comm band socty	2010 Grant	0000025102	RMD COMM B-001	2010	1
2010	00376289	10	4375	615	00000	1,000.00	2010 grant-rmd comm orchestra	2010 Grant	0000032333	RMD ORCHES-001	2010	1
2010	00376290	10	4375	615	00000	3,000.00	2010 grant-rmd gateway theatre	2010 Grant	0000030899	RICHMOND G-002	2010	1
2010	00376291	10	4375	615	00000	1,000.00	2010 grant-rmd mnr football	2010 Grant	0000033240	RMD MINOR-001	2010	1
2010	00376292	10	4375	615	00000	2,000.00	2010 grant-rmd museum socty	2010 Grant	0000032210	RMDMUSOC-001	2010	1
2010	00376293	10	4375	615	00000	900.00	2010 grant-rmd music school	2010 Grant	0000030900	RMD MUSIC-001	2010	1
2010	00376294	10	4375	615	00000	50,000.00	2010 grant-rmd summer project	2010 Grant	0000027093	RMD SUMMER-001	2010	1
2010	00376295	10	4375	615	00000	1,000.00	2010 grant-sea island comm	2010 Grant	0000000363	SEA ISLAND-001	2010	1
2010	00376296	10	4375	615	00000	1,000.00	2010 grant-textile arts guild	2010 Grant	0000028924	TEXTILE AR-001	2010	1
2010	00376264	10	4375	615	00000	3,000.00	2010 grant-rmd city cen comm	2010 Grant	0000003231	RMD CITYCN-001	2010	1
2010	00376265	10	4375	615	00000	18,000.00	2010 grant-rmd family place	2010 Grant	0000003236	RMD FAMPLA-001	2010	1
2010	00376266	10	4375	615	00000	4,000.00	2010 grant-rmd hospice assoc	2010 Grant	0000003238	RMD HOSPIC-001	2010	1
2010	00376267	10	4375	615	00000	3,000.00	2010 grant-rmd mental health	2010 Grant	0000027094	RMD MENTAL-001	2010	1
2010	00376268	10	4375	615	00000	8,000.00	2010 grant-rmd multicultural	2010 Grant	0000028927	RICHMOND M-001	2010	1
2010	00376269	10	4375	615	00000	6,000.00	2010 grant-rmd poverty respnse	2010 Grant	0000017433	RICHMOND P-001	2010	1
2010	00376270	10	4375	615	00000	11,000.00	2010 grant-rmd socty com living	2010 Grant	0000028928	RICHMOND S-001	2010	1
2010	00376271	10	4375	615	00000	14,400.00	2010 grant-rmd womens res cen	2010 Grant	0000015333	RMD WRC-001	2010	1
2010	00376272	10	4375	615	00000	9,800.00	2010 grant-rmd youth svcs	2010 Grant	0000020359	RMD YOUTH-002	2010	1
2010	00376273	10	4375	615	00000	2,000.00	2010 grant-safe comm rmd	2010 Grant	0000025100	SAFE COMMU-001	2010	1
2010	00376274	10	4375	615	00000	2,000.00	2010 grant-turning point rec	2010 Grant	0000030898	TURNING PT-001	2010	1
2010	00376275	10	4375	615	00000	35,000.00	2010 grant-volunteer rmd info	2010 Grant	0000015443	VRIS-001	2010	1
2010	00376276	10	4375	615	00000	2,300.00	2010 grant-cinevolution media	2010 Grant	0000032205	CINEVOL-001	2010	1
2010	00376277	10	4375	615	00000	2,000.00	2010 grant-comm arts council	2010 Grant	0000032206	COMM ARTS-002	2010	1
2010	00376278	10	4375	615	00000	1,000.00	2010 grant-dolphin basketball	2010 Grant	0000032211	DOLP BASK-001	2010	1
2010	00376280	10	4375	615	00000	1,000.00	2010 grant-east rmd comm assoc	2010 Grant	0000003199	EASTRMDGRA-001	2010	1
2010	00376281	10	4375	615	00000	1,000.00	2010 grant-gulf of georgia	2010 Grant	0000003207	GULFGEORGI-001	2010	1
2010	00376282	10	4375	615	00000	1,000.00	2010 grant-hamilton comm assoc	2010 Grant	0000003208	HAMILTON-001	2010	1
2010	00376283	10	4375	615	00000	5,000.00	2010 grant-kidsport rmd	2010 Grant	0000032207	KIDSPORT-001	2010	1
2010	00376284	10	4375	615	00000	500.00	2010 grant-pacific piano comp	2010 Grant	0000022553	PACIFIC P-001	2010	1
2010	00376285	10	4375	615	00000	7,000.00	2010 grant-rmd agr & ind socty	2010 Grant	0000032208	RMD AGRI-001	2010	1
2010	00376247	10	4375	615	00000	27,000.00	2010 grant-cdn mental health	2010 Grant	0000025094	CDN MENTAL-002	2010	1
2010	00376249	10	4375	615	00000	1,000.00	2010 grant-cnib	2010 Grant	0000013726	CDN NATION-001	2010	1
2010	00376251	10	4375	615	00000	44,000.00	2010 grant-chimo crisis svcs	2010 Grant	0000011380	CHIMO SERV-001	2010	1
2010	00376253	10	4375	615	00000	8,400.00	2010 grant -chnse mental well	2010 Grant	0000020013	CHIN MENTA-001	2010	1
2010	00376254	10	4375	615	00000	2,000.00	2010 grant-comm meal st albans	2010 Grant	0000025096	COMM MEAL-001	2010	1
2010	00376255	10	4375	615	00000	45,000.00	2010 grant-family svcs gv	2010 Grant	0000003200	FAMILYSRVS-001	2010	1
2010	00376256	10	4375	615	00000	7,500.00	2010 grant-heart rmd aid socty	2010 Grant	0000006410	HEART OF R-001	2010	1
2010	00376257	10	4375	615	00000	171,950.00	2010 grant-rmd addiction svcs	2010 Grant	0000022549	RMD ADDIC-001	2010	1
2010	00376258	10	4375	615	00000	1,000.00	2010 grant-rmd amateur radio	2010 Grant	0000032204	RMD AM RAD-001	2010	1
2010	00376260	10	4375	615	00000	2,500.00	2010 grant-rmd carefree socty	2010 Grant	0000006411	RMD CAREFR-001	2010	1
2010	00376244	10	4375	615	00000	1,000.00	2010 grant-cdn snr housing	2010 Grant	0000032203	CLASHS-001	2010	1
2010	00376240	10	4375	615	00000	3,000.00	2010 grant-big brothers	2010 Grant	0000003182	BIGBROTHER-001	2010	1
2010	00377623	10	4375	615	00000	1,000.00	2010 grant-rmd minor football	2010 Grant	0000032320	RMDMNRFOOT-001	2010	2
2010	00376291	10	4375	615	00000	-1,000.00	2010 grant-rmd mnr football	2010 Grant	0000033240	RMD MINOR-001	2010	2
						518,000.00						



# Host Local Government Revenue and Expenditure Report

**Mail:** PO Box 9310, Stn Prov Govt, Victoria, BC, V8W 9N1  
**Courier:** 3rd Floor, 910 Government St., Victoria, BC, V8W 1X3  
**Telephone:** 250 387-5311 | **Fax:** (250) 387-1818  
**E-mail:** gaming.branch@gov.bc.ca | **Web:** www.hsd.gov.bc.ca/gaming/

## BEFORE YOU START

This form is to be used by host local governments that have revenue sharing agreements with casinos and community gaming centres. Use this form to report revenues and expenditures that result from these agreements.

- Complete this form twice annually for the six month periods ending:
  - September 30 (submit no later than October 31)
  - March 31 (submit no later than April 30)
- Scan the completed and signed form, and any supporting documentation, then submit by e-mail to gaming.branch@gov.bc.ca (PDF format is preferred), or fax to (250) 387-1818.

## SECTION 1 – REPORTING PERIOD

PLEASE PRINT CLEARLY

<b>Reporting period:</b> (the six month period for which this form is being submitted – choose one only)	<input checked="" type="checkbox"/> April 1 to September 30 (submit no later than Oct 31)  <input type="checkbox"/> October 1 to March 31 (submit no later than Apr 30)
<b>Report date:</b> (the date this report was prepared – DD-Mon-YYYY)	15-Oct-2009

## SECTION 2 – LOCAL GOVERNMENT INFORMATION

<b>Name of local government:</b>		
City of Richmond		
<b>Mailing address:</b> Unit, Street, and/or PO Box	<b>City</b>	<b>Postal Code</b>
6911 No 3 Road	Richmond, B.C.	V6Y 2C1

## SECTION 3 – OPENING BALANCE

<b>Gaming account opening balance:</b> (amount carried forward from previous report)	\$ -6,436,777.00
--	------------------

## SECTION 4 – REVENUES

Deposits: (during this reporting period – include gaming venue names if appropriate)	Amount
2nd qtr Gaming revenues ( River Rock Casino)	\$ 2,519,602.38
3rd qtr Gaming revenues (River Rock Casino)	\$ 2,935,472.09
	\$
	\$
	\$
<b>Interest earned:</b> (by the gaming account during this reporting period)	\$ 0.00
<b>Total revenue:</b> (total deposits and interest earned during this reporting period)	\$ 5,455,074.47

# Host Local Government Revenue and Expenditure Report

## SECTION 5 – EXPENDITURES

Community grants: (during this reporting period)	Amount
	\$
	\$
	\$
	\$
	\$
	\$
Capital projects: (during this reporting period)	Amount
	\$
	\$
	\$
	\$
	\$
	\$
Other expenditures: (during this reporting period)	Amount
	\$
	\$
	\$
(note: anticipate by December 31, 2009 the closing balance will not be in a deficit position)	\$
	\$
	\$
<b>Total expenditures:</b> (total community grants, capital projects, and other expenditures during this reporting period)	\$ 0.00

## SECTION 6 – CLOSING BALANCE

Gaming account closing balance: (opening balance + total revenues – total expenditures) (carry forward as the opening balance on the next report)	\$ -981,702.53
--	----------------

## SECTION 7 – CERTIFICATION

Submitter: (authorized signatory for the host local government – I certify that the information in this report is true and correct – see the instructions at the beginning of this document for submission information)			
Name	Andrew Nazareth	Title	General Manager Business and Financial Services
E-mail	anazareth@richmond.ca	Phone	(604) 276-4095
Signature		Signature required!	Date Signed Oct 15, 2009



Ministry of  
Public Safety  
and Solicitor General

# Host Local Government Revenue and Expenditure Report

## Gaming Policy and Enforcement Branch

**Mail:** PO Box 9310, Stn Prov Govt, Victoria, BC V8W 9N1  
**Courier:** 3rd Floor, 910 Government St., Victoria, BC V8W 1X3  
**Phone:** (250) 387-5311 | **Fax:** (250) 387-1818  
**E-mail:** gpeb.finance@gov.bc.ca | **Web:** www.pssg.gov.bc.ca/gaming/

## BEFORE YOU START

This form is to be used by host local governments that have revenue sharing agreements with casinos and community gaming centres. Use this form to report revenues and expenditures that result from these agreements.

- Complete this form twice annually for the six month periods ending:
  - September 30 (submit no later than October 31)
  - March 31 (submit no later than April 30)
- Use the latest version of this form, available at: [www.pssg.gov.bc.ca/gaming/revenue/docs/form-hlg-expenditure-report.pdf](http://www.pssg.gov.bc.ca/gaming/revenue/docs/form-hlg-expenditure-report.pdf)
- Scan the completed and signed form, and any supporting documentation, then submit by e-mail to [gpeb.finance@gov.bc.ca](mailto:gpeb.finance@gov.bc.ca) (PDF format is preferred), or fax to (250) 387-1818.

## SECTION 1 – REPORTING PERIOD

PLEASE PRINT CLEARLY

<b>Reporting period:</b> (the six month period for which this form is being submitted – choose one only)	<input type="checkbox"/> April 1 to September 30 (submit no later than Oct 31)
	<input checked="" type="checkbox"/> October 1 to March 31 (submit no later than Apr 30)
<b>Report date:</b> (the date this report was prepared – DD-Mon-YYYY)	28-04-2011

## SECTION 2 – LOCAL GOVERNMENT INFORMATION

<b>Name of local government:</b> City of Vancouver		
<b>Mailing address:</b> Unit, Street, and/or PO Box 3rd floor, 453 West 12th Ave; c/o Marg Coulson	<b>City</b> Vancouver	<b>Postal Code</b> V5Y 1V4

## SECTION 3 – OPENING BALANCE

<b>Gaming account opening balance:</b> (amount carried forward from previous report)	\$ 0
--	------

## SECTION 4 – REVENUES

Deposits: (during this reporting period – include gaming venue names if appropriate)	Amount
Edgewater Casino	\$ 2,903,403
Hastings Race Course	\$ 635,170
	\$
	\$
	\$
	\$
	\$
	\$
	\$
<b>Interest earned:</b> (by the gaming account during this reporting period)	\$
<b>Total revenue:</b> (total deposits and interest earned during this reporting period)	\$ 3,538,573


**SECTION 5 – EXPENDITURES**

Community grants: (during this reporting period)	Amount
	\$
	\$
	\$
	\$
	\$
	\$
	\$
	\$
Capital projects: (during this reporting period)	Amount
	\$
	\$
	\$
	\$
	\$
	\$
	\$
	\$
Other expenditures: (during this reporting period)	Amount
Offset to Expenditures (24% Police)	\$ 849,257
Offset to Expenditures (17% Utilities)	\$ 601,557
Offset to Expenditures (17% Administration)	\$ 601,557
Offset to Expenditures (12% Parks and Recreation)	\$ 424,629
Offset to Expenditures (10% Fire Rescue)	\$ 353,857
Offset to Expenditures (7% Engineering, 6% Community Services, 4% Library, 2% Civic Grants, 1% Civic Theatres)	\$ 707,715
	\$
<b>Total expenditures:</b> (total community grants, capital projects, and other expenditures during this reporting period)	\$ 3,538,573

**SECTION 6 – CLOSING BALANCE**

Gaming account closing balance: (opening balance + total revenues – total expenditures) (carry forward as the opening balance on the next report)	\$ 0
--	------

**SECTION 7 – CERTIFICATION**

<b>Submitter:</b> (authorized signatory for the host local government – I certify that the information in this report is true and correct – see the instructions at the beginning of this document for submission information)		
<b>Job Title:</b> Manager Corporate Operating Budgets	<b>First name:</b> Julia	<b>Last name:</b> Morrison
<b>E-mail address:</b> (provide a valid e-mail address) julia.morrison@vancouver.ca		<b>Phone number:</b> (XXX) XXX-XXXX 6040-873-7184
<b>Signature:</b> (required) 		<b>Date signed:</b> (DD-Mon-YYYY) 28-04/2011