

Cutler, Rosa EDUC:EX

Subject: FW: Meeting Follow Up
Attachments: Vancouver Quadrant Utilization Tables SY 14 15.pdf; 2003-04 Capital Plan Instructions 75252.pdf; Copy of VSB School - Safety Seat Analysis - Prioritization Cversion.xlsm

From: Mason, Shanna EDUC:EX
Sent: Friday, November 27, 2015 3:06 PM
To: 'Scott Robinson (Supt Office)'
Cc: Ballman, Lesley EDUC:EX; Mounteney, Renee EDUC:EX; Pharand-Fraser, Nicole EDUC:EX
Subject: Meeting Follow Up

Hi Scott,

I wanted to follow up with our discussion and the action items arising.

Firstly, I have attached a set of tables prepared to assess enrolment and utilization across four quadrants in Vancouver. For the purpose of assessing capital funding decisions, we do not include "international students" – as they are to be "cost neutral" to BC taxpayers. However, for the purpose of describing "how many students are currently using schools?" I am open to including international students. We use the information loaded into Webcaps which reports enrolment in each school. I've asked staff to look to see if there is a way to account for international students for this purpose and we may need you to provide these numbers by school. The table provided excludes international students and I do see value in exploring the picture when they are included.

Also, I have found the below policy that was established in 2003/04 in our Capital Plan Instructions pertaining to what is required in order for the Ministry to consider investing in additions / new schools in a School District. s.13
s.13

(b) Capacity Utilization of Existing Schools

School districts should demonstrate that they are using their existing school facilities efficiently before any approval is given to increase school space. Previously, Ministry priorities for new space requests were based on a capacity and enrolment analysis of surrounding (neighborhood) schools with little consideration given to the broader context of capacity utilization at the district level. School districts are now being encouraged to introduce more choices and greater flexibility in the education system. The mandatory establishment of catchment areas for each school will ensure that students have priority to attend their neighborhood school, but will also enable school districts to create "specialty" schools that will serve the larger community.

Capacity utilization thresholds

A minimum threshold has been established for capacity utilization at the school district level before any school district is eligible for new space. The capacity utilization analysis is based on the current inventory of schools (including new schools and additions approved in previous capital plans) and school district enrolment projections. Capacity is defined as the operating capacity of each school, which is a function of the nominal capacity, grade configuration and class sizes. Average capacity provisions for kindergarten and the primary grades, as established by *The Public Education Act*, are incorporated into the operating capacity calculation. The capacity for grades 4 to 12 is based on the nominal capacity (25 students per classroom). For any new space request to be considered, projected enrolment must be increasing over a ten year period. To be eligible for new elementary or secondary space, a school district will have to demonstrate that its current capacity utilization is at least 85%.

exceed the district average threshold in addition to either the elementary or secondary threshold. The capacity utilization thresholds will be applied at the school district level. Where travel are significant, or where there are local needs for additional space, consideration will be given to alternative scenarios proposed by the school district.

**Table 1:
Minimum Percentage Utilization Requirements
(based on Operating Capacity)**

FTE Enrolment	Elementary (Gr. 1-7)	Secondary [1] (Gr. 8-12)	District Average
> 7,500 (and all urban districts)	100%	110%	95%
5,000 to 7,499	95%	105%	90%
1,500 to 4,999	90%	100%	85%
< 1,500	80%	90%	75%

Note: [1] Secondary utilization rate assumes the implementation of efficiency scheduling.

In terms of determining "capacity of a school" we use the capacity established when built, for the most part. Schools are built based on the standards of the day to accommodate a specific number of students. We appreciate School Districts may have repurposed unused areas of schools for community uses such as daycares, or office space, storage space, meeting space etc. However, IF the School District later needs additional instructional space, our expectation is they re-establish the purpose built space back to instructional space BEFORE we will consider adding capacity. Schools are intended for instruction first and foremost. Any variance to this would need to be supported by facts based in instructional needs/standards of the day.

Attached is also a list of Vancouver Schools and the current Capacity / Utilization as viewed by the Ministry. Our team has put this together as a reference document. It again, only includes domestic enrolment as reported in Webcaps. This is what we use to inform of assessment to-date.

Hope this helps.

Shanna Mason

Assistant Deputy Minister
Planning & Major Projects
Ministry of Education
Shanna.mason@gov.bc.ca
250-356-6750

Vancouver School District Capacity / Utilization Assessment (excludes International Students)

NorthWest Quadrant						
School Type	# of Schools	# of Seats	# of Students	Current # of Safe Seats	# of Seats Needing SMP	# of Schools Needing SMP
Elementary	21	7,698	7,638	4,825	2,813	8
Secondary	4	3,875	3,577	1,905	1,672	2
Total	25	11,573	11,215	6,730	4,485	10
						Equilibrant Surplus Schools
						8
						2
						10
						0
						0
						0

SouthWest Quadrant						
School Type	# of Schools	# of Seats	# of Students	Current # of Safe Seats	# of Seats Needing SMP	# of Schools Needing Upgrade
Elementary	16	5,158	5,141	2,554	2,587	8
Secondary	5	6,850	6,539	1,094	5,445	4
Total	21	12,008	11,680	3,648	8,032	12
						Equilibrant Surplus Schools
						8
						4
						12
						0
						0
						0

NorthEast Quadrant						
School Type	# of Schools	# of Seats	# of Students	Current # of Safe Seats	# of Seats Needing SMP	# of Schools Needing Upgrade
Elementary	28	9,821	7,650	3,312	4,338	12
Secondary	4	5,700	3,839	2,497	1,342	1
Total	32	15,521	11,489	5,809	5,680	13
						Equilibrant Surplus Schools
						18
						2
						20
						6
						1
						7

SouthEast Quadrant						
School Type	# of Schools	# of Seats	# of Students	Current # of Safe Seats	# of Seats Needing SMP	# of Schools Needing Upgrade
Elementary	28	11,136	8,530	3,919	4,611	11
Secondary	5	8,500	6,580	-	6,580	4
Total	33	19,636	15,110	3,919	11,191	15
						Equilibrant Surplus Schools
						15
						20
						4
						5
						1
						5

Totals								
School Type	# of Schools	# of Seats	# of Students	Current # of Safe Seats	# of Seats Needing SMP	# of Schools Needing Upgrade	# of H-Risk Schools	Equivalent Surplus Schools
Elementary	93	33813	28959	14610	14349	39	49	10
Secondary	18	24925	20535	5496	15039	11	13	2
Total	111	58738	49494	20106	29388	50	62	12

Based on 14/15 enrolment numbers



Our Ref: 75252

June 3, 2002

To: All Secretary-Treasurers
All School Districts

I am writing to you with regard to implementation of the Ministry of Education's 2002/03 Capital Plan and the Five-Year Capital Plan Instructions for 2003/04. As outlined in the Minister's letter of May 16, 2002, addressed to all Board Chairs, changes are being made to the Ministry's Capital Planning Framework, and a new capital management framework is being developed that will affect the future acquisition of capital assets.

As you know, funding for school facilities that was previously allocated through the capital plan has now been separated into operating and capital budgets. Expenditures required to maintain facilities through their life expectancy are now being funded through the Ministry's operating budget. Formula funding for facilities maintenance has been increased, eliminating minor renovation project requests from capital plan submissions and streamlining the approval process. Only capital projects associated with the expansion of school facilities in response to enrolment growth, and the replacement or rejuvenation of facilities that have reached the end of their economic life, will be considered in the capital plan.

1. Operating Funding

(a) School Renewal

The Annual Capital Grant (ACG) has been established at \$100 million as part of the School Renewal program. ACG funds have been protected and are intended for the maintenance and upgrading of building components to ensure that school facilities attain their full life expectancy. The ACG will continue to be formula funded, but the formula has been revised to allocate funds on a per student basis.

The ACG allocation for 2002/03 is based on enrolment as of September 30, 2001, and a provincial average of square metres per student. The formula also recognizes characteristics unique to each school district with respect to the average age of enrolling facilities, their replacement cost, and local geographic factors related to the operation of schools in remote communities with small populations.

.. /2

Ministry of Education

School Funding &
Allocation

Mailing Address:
PO BOX 9149 STN PROV GOVT
Victoria BC V8W 9H1
Telephone: (250) 356-7814
Facsimile: (250) 356-8003

Location:
3rd Floor
620 Superior St
Victoria BC

ACG funds will be distributed to school districts through monthly electronic fund transfers, effective April 2002. School districts will receive their first payment for the period April 1 to June 30 (25% of total) on May 31st, and one-twelfth of their grant on the 15th of each subsequent month. These operating funds should be deposited into the school district's Annual Capital Allowance Trust Fund.

The ACA policy is replaced by a new ACG policy (see attached). The policy outlines eligible ACG expenditures and procedures. School districts are expected to develop a long-term maintenance plan, expend the ACG annually within the context of the plan, and report annually on actual expenditures.

One of the implications of the School Renewal program is that school boards will no longer be required to submit minor maintenance and renovation projects in their Five-Year Capital Plans. Increased formula funding through the ACG will streamline the project request and approval process. In developing a long-term maintenance plan, school districts should be able to manage the available funds according to their local needs and priorities, which should include the establishment of a reserve for any emergent health or safety expenditures. Formula funding will not be expected to cover loss replacement items that exceed the limits established under the Schools' Protection Program, or for building envelope remediation projects. Both of these programs are being managed by the Risk Management Branch, Ministry of Finance, on the behalf of school districts, and will be funded separately from the ACG.

School renewal funding is being committed for the next three years (2002/03 to 2004/05). The ACG formula will be recalculated annually in recognition of changes in enrolment. With predictable funding and a multi-year commitment, school districts should be in a better position to manage their maintenance programs and coordinate expenditures with major replacement or rejuvenation projects as they become approved.

(b) Building Envelope Program

As outlined in a letter dated April 24, 2002, on this subject, the Ministry is initiating a Building Envelope Program (BEP) in cooperation with the Risk Management Branch, Ministry of Finance. The program is intended to address issues related to building envelope failures and damage from water penetration into buildings that have been constructed in the past 15 years. The initial phase of building inspections will be completed in 2002/03, and funding will be provided for the first phase of high priority remediation work. A portion of School Renewal funding has been allocated for this program in the Ministry's operating budget for the next three years. Any funding that is not required for the BEP will be used to increase the ACG to school districts over this period.

.../3

2. Capital Funding

As we work with school districts in the preparation of their five-year capital plan submissions for 2003/04, it is the Ministry's goal to develop a three-year implementation plan for high priority new space projects, replacements and major rejuvenation projects. This will enable better scope definition, budget estimates and project scheduling for supported projects, and is expected to be consistent with the objectives of government's proposed capital management framework.

(a) Capacity Utilization Analysis

The Ministry has established minimum capacity utilization thresholds for school districts to ensure that their existing facilities are being used efficiently. These thresholds will be used to determine eligibility for the construction of any new space and to confirm the need to replace any existing schools that have been identified as a high priority through the facility audit process. Various thresholds have been established to reflect the following variables:

- elementary and secondary space;
- size of school district (by enrolment);
- urban and rural school districts.

A threshold has also been established for the school district average (combined elementary and secondary space) utilization of space and capacity. In order to be eligible for new elementary or secondary space, a school district will have to exceed the average threshold in addition to the elementary or secondary threshold. These thresholds will be applied at the school district level, but consideration may be given to proposals from school boards to address needs or enrolment pressures at a more local level.

The capacity utilization threshold for secondary space has been set higher than for elementary space in anticipation of the implementation of extended days or other types of efficiency scheduling. Consideration will be given to approving an addition to a secondary school only if the school is already operating on some type of an efficiency schedule. Where a new secondary school is proposed in a growing area, the surrounding schools will need to be operating on an efficiency schedule before any required new space is considered.

For school districts with sustained projected enrolment growth, the capacity utilization analysis will be applied to determine eligibility for new space in the 2003/04 Capital Plan. It will also be applied to all requests for replacement of or major rehabilitation to existing schools. The existence of any excess capacity in surrounding schools may affect the scope of the requested project, or result in other decisions being made to ensure that all space is being used efficiently.

.../4

A new capital planning form – *CP-5 Capacity Utilization Analysis* – has been developed and installed on the web-based capital planning system. This form utilizes current nominal and operating capacities for all active and approved new schools, and can be used to predict fluctuations in capacity utilization, based on school district enrolment projections.

(b) School Site Acquisition Plan

School districts should submit school site requirements for the next ten years in their 2003/04 Five-Year Capital Plan Submission. School districts with school site acquisition charges in place are reminded of their obligations to consult with their local municipalities annually and submit an updated school site proposal confirming the continued need for new school sites for approval by the Minister of Education.

(c) Facility Audits

Facility audits for all school district buildings should now be completed and submitted to the Ministry. Only those facilities in school districts with completed audits will be considered for replacement or rejuvenation where requested for the coming three years.

3. Other Items

(a) Inventory Information

The Ministry will continue to require updated information on school district facilities inventories. With the introduction of capacity utilization analysis, it is important to ensure that all nominal school capacities are up to date, with respect to the existing area space standards and any approved capital projects. Inventory data is also utilized in the ACG calculations, including areas and years of additions, and information on school openings and closings.

The School Funding and Allocation Department will be developing its data requirements related to school facilities inventories over the coming year.

(b) Green Buildings BC Retrofit Program

School districts are encouraged to consider building retrofits that can be self-funded through future reductions in operating costs. The Green Buildings BC Retrofit Program has developed eligibility criteria and procurement documents for building retrofit programs, and has established a two-step process for the preparation and approval of a feasibility study and implementation plan. School districts are reminded that the Minister's approval is required for any borrowing of funds that may be required to undertake building retrofits.

.../5

4. Capital Plan Submissions

The deadline for submission of your school district's Five-Year Capital Plan will be **Friday, September 13, 2002.**

The Ministry's web-based capital planning system will continue to be made available to school districts for their Five-Year Capital Plan submissions. Any requests for changes in authorized users of the system should be forwarded to Nick Watkins, Acting Manager, Capital Planning.

All of the capital planning forms are available electronically on the web site, which references the current school inventory and the 2003/04 capital plan allowances, rates and costing factors. Links are also provided to the following documents:

- 2003/04 Five-Year Capital Plan Instructions;
- 2003/04 Five-Year Capital Plan Instructions Appendices;
- 2003/04 Five-Year Capital Plan Allowances, Rates and Costing Factors Supplement.

I would like to thank you in advance for your efforts in developing next year's capital plan submissions. As the Ministry intends to work towards the development of a multi-year plan for the implementation of expansion, replacement and rehabilitation projects, it is important to focus on these needs in the coming months. If you have any questions regarding any aspect of this work, please contact your Planning Officer for further advice and assistance.

Yours sincerely,

ORIGINAL SIGNED FOR

Keith Miller, Director

Attachment

Temporary Accommodation Area Plan	School Type	School	Operating Capacity
12	Elementary	Admiral Seymour Elementary	414
3	Elementary	Bayview Community Elementary	340
12	Elementary	Britannia Community Elementary	205
15	Elementary	Captain James Cook Elementary	457
2	Elementary	Carnarvon Community Elementary	359
15	Elementary	Champlain Heights Annex	101
15	Elementary	Champlain Heights Community Elementary	461
10	Elementary	Charles Dickens Annex	131
10	Elementary	Charles Dickens Elementary	452
13	Elementary	Chief Maquinna Annex	82
13	Elementary	Chief Maquinna Elementary	228
14	Elementary	Collingwood Neighbourhood School	185
6	Elementary	David Livingstone Elementary	340
8	Elementary	David Lloyd George Elementary	382
15	Elementary	David Oppenheimer Elementary	382
13	Elementary	Dr A R Lord Elementary	344
7	Elementary	Dr Annie B Jamieson Elementary	476
15	Elementary	Dr George M Weir Elementary	429
15	Elementary	Dr H N MacCorkindale Elementary	461
2	Elementary	Dr R E McKechnie Elementary	247
2	Elementary	Ecole Jules Quesnel Elementary	410
6	Elementary	Edith Cavell Elementary	266
4	Elementary	Elsie Roy Elementary	387
6	Elementary	Emily Carr Elementary	270
5	Elementary	False Creek Elementary	224
11	Elementary	Florence Nightingale Elementary	387
10	Elementary	G T Cunningham Elementary	620
13	Elementary	Garibaldi Annex	151
6	Elementary	General Brock Elementary	363
3	Elementary	General Gordon Elementary	410
6	Elementary	General Wolfe Elementary	359
14	Elementary	Graham Bruce Community Elementary	321
13	Elementary	Grandview Elementary	205
13	Elementary	Hastings Community Elementary	653
3	Elementary	Henry Hudson Elementary	308
4	Elementary	International Village Elementary	484

8	Elementary	J.W. Sexsmith Community Elementary = SR	363
9	Elementary	John Henderson Annex	109
9	Elementary	John Henderson Elementary	592
14	Elementary	John Norquay Elementary	774
2	Elementary	Kerrisdale Annex	101
2	Elementary	Kerrisdale Elementary	550
13	Elementary	Laura Secord Elementary	653
6	Elementary	L'Ecole Bilingue Elementary	448
14	Elementary	Lord Beaconsfield Elementary	294
2	Elementary	Lord Kitchenèr Elementary	476
13	Elementary	Lord Nelson Elementary	499
4	Elementary	Lord Roberts Annex	122
4	Elementary	Lord Roberts Elementary	374
10	Elementary	Lord Selkirk Annex	129
10	Elementary	Lord Selkirk Elementary	630
12	Elementary	Lord Strathcona Community Elementary	476
3	Elementary	Lord Tennyson Elementary	378
2	Elementary	Maple Grove Elementary	452
11	Elementary	Mount Pleasant Elementary	294
14	Elementary	Nootka Community Elementary	522
1	Elementary	Norma Rose Point School	666
9	Elementary	Pierre Elliott Trudeau Elementary	346
11	Elementary	Queen Alexandra Elementary	298
2	Elementary	Queen Elizabeth Annex	103
2	Elementary	Queen Elizabeth Elementary	410
2	Elementary	Queen Mary Elementary	363
13	Elementary	Queen Victoria Annex	245
2	Elementary	Quilchena Elementary	243
14	Elementary	Renfrew Community Elementary	708
2	Elementary	Shaughnessy Elementary	433
6	Elementary	Simon Fraser Elementary	173
10	Elementary	Sir Alexander Mackenzie Elementary	596
15	Elementary	Sir Charles Kingsford-Smith	387
15	Elementary	Sir Guy Carleton Community Elementary	573
15	Elementary	Sir James Douglas Annex	189
15	Elementary	Sir James Douglas Elementary = SR	550
13	Elementary	Sir John Franklin Community	275
13	Elementary	Sir Matthew Begbie Elementary	457
10	Elementary	Sir Richard McBride Annex	122

10	Elementary	Sir Richard McBride Elementary	410
9	Elementary	Sir Sandford Fleming Elementary	411
14	Elementary	Sir Wilfred Grenfell Community (Strong Start)	434
8	Elementary	Sir Wilfrid Laurier Annex	107
8	Elementary	Sir Wilfrid Laurier Elementary	270
12	Elementary	Sir William Macdonald Community	275
7	Elementary	Sir William Osler Elementary	298
7	Elementary	Sir William Van Horne Elementary	480
2	Elementary	Southlands Elementary	294
10	Elementary	Tecumseh Annex	101
10	Elementary	Tecumseh Elementary	476
13	Elementary	Thunderbird Elementary	340
13	Elementary	Tillicum Community Annex	151
2	Elementary	Trafalgar Elementary	452
10	Elementary	Tyee Elementary	112
1	Elementary	University Hill Elementary	378
9	Elementary	Walter Moberly Elementary	677
15	Elementary	Waverley Elementary	480
12	Secondary	Britannia Community Secondary	1100
9	Secondary	David Thompson Secondary	1550
7	Secondary	Eric Hamber Secondary	1700
10	Secondary	Gladstone Secondary	1600
9	Secondary	John Oliver Secondary	1700
15	Secondary	Killarney Secondary	2200
4	Secondary	King George Secondary	375
3	Secondary	Kitsilano Secondary	1500
2	Secondary	Lord Byng Secondary	1200
2	Secondary	Magee Secondary	1200
2	Secondary	Point Grey Secondary	1050
2	Secondary	Prince of Wales Secondary	1050
6	Secondary	Sir Charles Tupper Secondary	1500
8	Secondary	Sir Winston Churchill Secondary	1850
12	Secondary	Templeton Secondary	1400
1	Secondary	University Hill Secondary = SR	800
13	Secondary	Vancouver Technical Secondary	1700
14	Secondary	Windermere Community Secondary	1450

FILTERED TOTAL 58738

Enrolment (14/15)	Surplus Seats	Shortage Seats	% Utilization (14/15)	Seismic Rating	Low-Risk Seats (M,L, Complete)
109	-305		26%	H1	
307	-33		90%	H1	
185	-20		90%	Complete	185
359	-98		79%	Complete	359
396		37	110%	H3	
110		9	109%	M	110
234	-227		51%	H3	
138		7	105%	M	138
477		25	106%	Complete	477
31	-51		38%	M	31
198	-30		87%	H3	
122	-63		66%	new	122
320	-20		94%	H1	
365	-17		96%	H1	
345	-37		90%	M	345
137	-207		40%	H3	
475	-1		100%	H1	
461		32	107%	H1	
171	-290		37%	H2	
255		8	103%	M	255
435		25	106%	Complete	435
322		56	121%	H1	
423		36	109%	new	423
304		34	113%	H1	
283		59	126%	H2	
232	-155		60%	H1	
342	-278		55%	H1	
59	-92		39%	M	59
244	-119		67%	H2	
351	-59		86%	H1	351
405		46	113%	H1	
198	-123		62%	H1	
152	-53		74%	H1	
601	-52		92%	L	601
377		69	122%	H1	
16	-468		3%	new	16

370		7	102%	Complete	370
60	-49		55%	M	60
484	-108		82%	H3	
579	-195		75%	Complete	579
114		13	113%	M	114
597		47	109%	Complete	597
615	-38		94%	Complete	615
504		56	113%	H1	504
221	-73		75%	H1	
440	-36		92%	Complete	440
430	-69		86%	H1	430
156		34	128%	M	156
567		193	152%	M	567
86	-43		67%	H3	
697		67	111%	H3	
575	99		121%	H1	575
434		56	115%	H1	
481		29	106%	H1	
195	-99		66%	H3	
409	-113		78%	H3	
496	-170		74%	new	496
286	-60		83%	new	286
186	-112		62%	H1	
86	-17		83%	H3	
390	-20		95%	H3	
341	-22		94%	H1	341
161	-84		66%	H3	
337		94	139%	H1	
401	-307		57%	H1	
461		28	106%	L	461
260		87	150%	Complete	260
386	-210		65%	H1	
354	-33		91%	H1	
309	-264		54%	H1	
194		5	103%	Complete	194
482	-68		88%	Complete	482
187	-88		68%	H1	
341	-116		75%	H1	
88	-34		72%	H3	

322	-88		79%	Complete	322
478		67	116%	H1	
393	-41		91%	H1	
64	-43		60%	Complete	64
299		29	111%	Complete	299
68	-207		25%	H1	
220	-78		74%	H1	
394	-86		82%	L	394
218	-76		74%	H1	
106		5	105%	M	106
464	-12		97%	M	464
231	-109		68%	H3	
93	-58		62%	H1	
520		68	115%	Complete	520
201		89	179%	M	201
316	-62		84%	new	316
490	-187		72%	Complete	490
383	-97		80%	H1	
579	-521		53%	H1	
1525	-25		98%	H1	
1417	-283		83%	H1	
1036	-564		65%	H1	
995	-705		59%	H1	
1900	-300		86%	H1	
424		49	113%	H1	
1231	-269		82%	H1	1231
1248		48	104%	H3	
1094	-106		91%	new	1094
983	-67		94%	H1	
1120		70	107%	H1	
934	-566		62%	M	934
1925		75	104%	H1	
763	-637		55%	H1	
674	-126		84%	new	674
1563	-137		92%	Complete	1563
1124	-326		78%	H1	

49494	-10903	1659	84%	111	20106
-------	--------	------	-----	-----	-------

High Risk Seats (H1,H2, H3)	Phase	Unsupported vs Supported	FCI
109	Unsupported	Unsupported	0.6
307	PDR NN8	Supported	0.49
	SU Complete	Complete	0.35
	SU Complete	Complete	0.52
396	Unsupported	Unsupported	0.47
	Unsupported	Unsupported	0.71
234	Unsupported	Unsupported	0.33
	Unsupported	Unsupported	0.5
	SU Complete	Complete	0.09
	Unsupported	Unsupported	0.84
198	Unsupported	Unsupported	0.81
	new	new	0.08
320	Unsupported	Unsupported	0.26
365	PDR NN8	Supported	0.41
	Unsupported	Unsupported	0.54
137	Unsupported	Unsupported	0.7
475	PDR N8	Supported	0.59
461	PDR 5	Supported	0.39
171	Unsupported	Unsupported	0.58
	Unsupported	Unsupported	0.7
	SU Complete	Complete	0.06
322	PDR NN8	Supported	0.37
	no info	no info	0.06
304	Unsupported	Unsupported	0.53
283	Unsupported	Unsupported	0.4
232	Unsupported	Unsupported	0.46
342	Unsupported	Unsupported	0.4
	Unsupported	Unsupported	0.65
244	Unsupported	Unsupported	0.57
	Construction	Supported	0.7
405	PDR NN8	Supported	0.47
198	Unsupported	Unsupported	0.4
152	Unsupported	Unsupported	0.41
	Unsupported	Unsupported	0.55
377	Unsupported	Unsupported	0.48
	Construction	Supported	0

	SU Complete	Complete	0
	Unsupported	Unsupported	0.64
484	Unsupported	Unsupported	0.56
	SU Complete	Complete	0.49
	Unsupported	Unsupported	0.6
	SU Complete	Complete	0.62
	SU Complete	Complete	0.17
	Construction	Supported	0.66
221	Unsupported	Unsupported	0.2
	SU Complete	Complete	0
	Design	Supported	0
	Unsupported	Unsupported	0.74
	Unsupported	Unsupported	0.42
86	Unsupported	Unsupported	0.49
697	Unsupported	Unsupported	0.34
	Construction	Supported	0.37
434	PDR N8	Supported	0.48
481	PDR N8	Supported	0.34
195	Unsupported	Unsupported	0.4
409	Unsupported	Unsupported	0.62
	Complete	Complete	0
	no info	no info	0.19
186	Unsupported	Unsupported	0.44
86	Unsupported	Unsupported	0.83
390	Unsupported	Unsupported	0.42
	Construction	Supported	0.76
161	Unsupported	Unsupported	0.73
337	Unsupported	Unsupported	0.34
401	PDR N8	Supported	0.3
	Unsupported	Unsupported	0.19
	SU Complete	Complete	0.55
386	PDR NN8	Supported	0.47
354	PDR 5	Supported	0.58
309	PDR N8	Supported	0.39
	SU Complete	Complete	0.62
	SU Complete	Complete	0
187	Unsupported	Unsupported	0.33
341	PDR 5	Supported	0.44
88	Unsupported	Unsupported	0.6

	SU Complete	Complete	0.67
478	PDR 5	Supported	0.37
393	PDR 5	Supported	0.26
	SU Complete	Complete	0.52
	SU Complete	Complete	0.56
68	Unsupported	Unsupported	0.6
220	Unsupported	Unsupported	0.57
	Unsupported	Unsupported	0.63
218	Unsupported	Unsupported	0.39
	Unsupported	Unsupported	0.5
	Unsupported	Unsupported	0.57
231	Unsupported	Unsupported	0.27
93	Unsupported	Unsupported	0.62
	SU Complete	Complete	0.21
	Unsupported	Unsupported	0.45
	Complete	Complete	0.26
	SU Complete	Complete	0.3
383	PDR NN8	Supported	0.37
579	Unsupported	Unsupported	0.39
1525	PDR N8	Supported	0.56
1417	PDR N8	Supported	0.5
1036	Unsupported	Unsupported	0.59
995	PDR NN8	Supported	0.55
1900	PDR N8	Supported	0.42
424	Unsupported	Unsupported	0.67
	Construction	Supported	1.15
1248	Unsupported	Unsupported	0.43
	no info	no info	0.25
983	PDR N8	Supported	0.54
1120	PDR NN8	Supported	0.59
	Unsupported	Unsupported	0.65
1925	Unsupported	Unsupported	0.57
763	PDR NN8	Supported	0.45
	SU Complete	Complete	0.04
	SU Complete	Complete	0.35
1124	Unsupported	Unsupported	0.6

Main Street Location	Catchment Area	Quadrant #	Surrounding School Analysis
E	10	Q4	
W	4	Q1	
E	10	Q4	
E	18	Q5	
W	5	Q1	
E	18	Q5	
E	18	Q5	
E	12	Q5	
E	12	Q5	
E	11	Q4	SS Begbie
E	11	Q4	SS Begbie
E	16	Q5	Grenfell SS
E	12	Q3	
W	9	Q3	
E	17	Q5	
E	14	Q4	SS Begbie
W	8	Q3	1
E	18	Q5	
E	18	Q5	
W	6	Q1	
W	2	Q1	
W	8	Q3	
W	7	Q2	
W	8	Q3	
W	4	Q3	
E	12	Q4	
E	15	Q5	
E	14	Q4	SS Begbie
E	12	Q3	
W	4	Q1	
W	8	Q3	
E	16	Q5	Grenfell SS
E	11	Q4	
E	14	Q4	SS Begbie
W	4	Q1	
W	10	Q2	

W	9	Q3	
E	13	Q5	
E	13	Q5	
E	16	Q5	Grenfell SS
W	3	Q1	
W	3	Q1	
E	11	Q4	SS Begbie
W	8	Q3	
E	15	Q5	Grenfell ss
W	2	Q1	
E	10	Q4	SS Begbie
W	7	Q2	
W	7	Q2	
E	15	Q5	
E	15	Q5	
E	10	Q4	
W	4	Q1	
W	6	Q1	
E	11	Q4	
E	11	Q5	Grenfell "SS
W	1	Q1	
E	13	Q5	
E	11	Q4	
W	2	Q1	
W	2	Q1	
W	2	Q1	
E	11	Q4	
W	3	Q1	
E	16	Q5	Grenfell SS
W	5	Q1	
W	8	Q3	
E	13	Q5	
E	18	Q5	
E	18	Q5	
E	17	Q5	
E	17	Q5	
E	14	Q4	SS Begbie
E	14	Q4	SS Begbie
E	12	Q5	

E	12	Q5	
E	17	Q5	
E	16	Q5	Grenfell SS
W	9	Q3	
W	9	Q3	
E	10	Q4	SS Begbie
W	8	Q3	1
W	8	Q3	
W	3	Q1	
E	15	Q5	
E	17	Q5	
E	11	Q4	SS Begbie
E	14	Q4	SS Begbie
W	5	Q1	
E	15	Q5	
W	1	Q1	
E	13	Q5	
E	18	Q5	
E	10	Q4	
E	17	Q5	
W	8	Q3	
E	15	Q5	Grenfell SS
E	13	Q5	
E	18	Q5	
W	7	Q2	
W	4	Q1	
W	2	Q1	
W	6	Q1	
W	5	Q1	
W	3	Q1	
E	12	Q5	
W	9	Q3	
E	14	Q4	
W	1	Q1	
E	11	Q4	
E	16	Q5	Grenfell SS

Quadrants

X	NE
	NW
	NE
	SE
	NW
	SE
	SE
	NE
	NE
X	NE
	NE
	SE
	NE
	SW
	SE
X	NE
	SW
	SE
X	SE
	SW
	NW
	NW
	NW
	NW
	NE
X	SE
	NE
X	SE
	NW
	SW
X	SE
X	NE
	NE
	NW
	NW

X

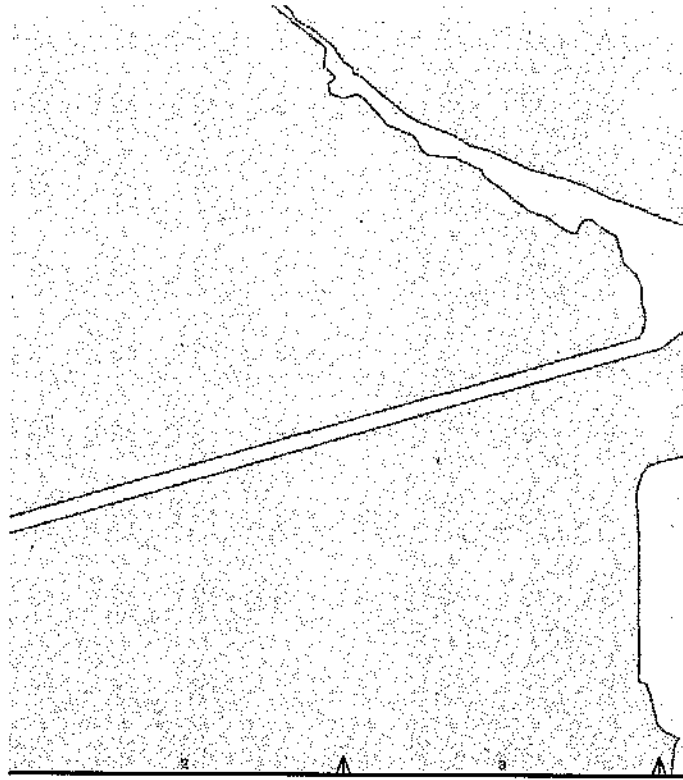
SW
SE
SE
SE
SW
SW
NE
NW
NE
NW
NE
NW
NW
SE
NE
NE
NW
SW
NE
NE
NW
SE
NE
SW
NW
NW
NE
SW
NE
SW
NW
SE
SE
SE
SE
SE
NE
NE
SE

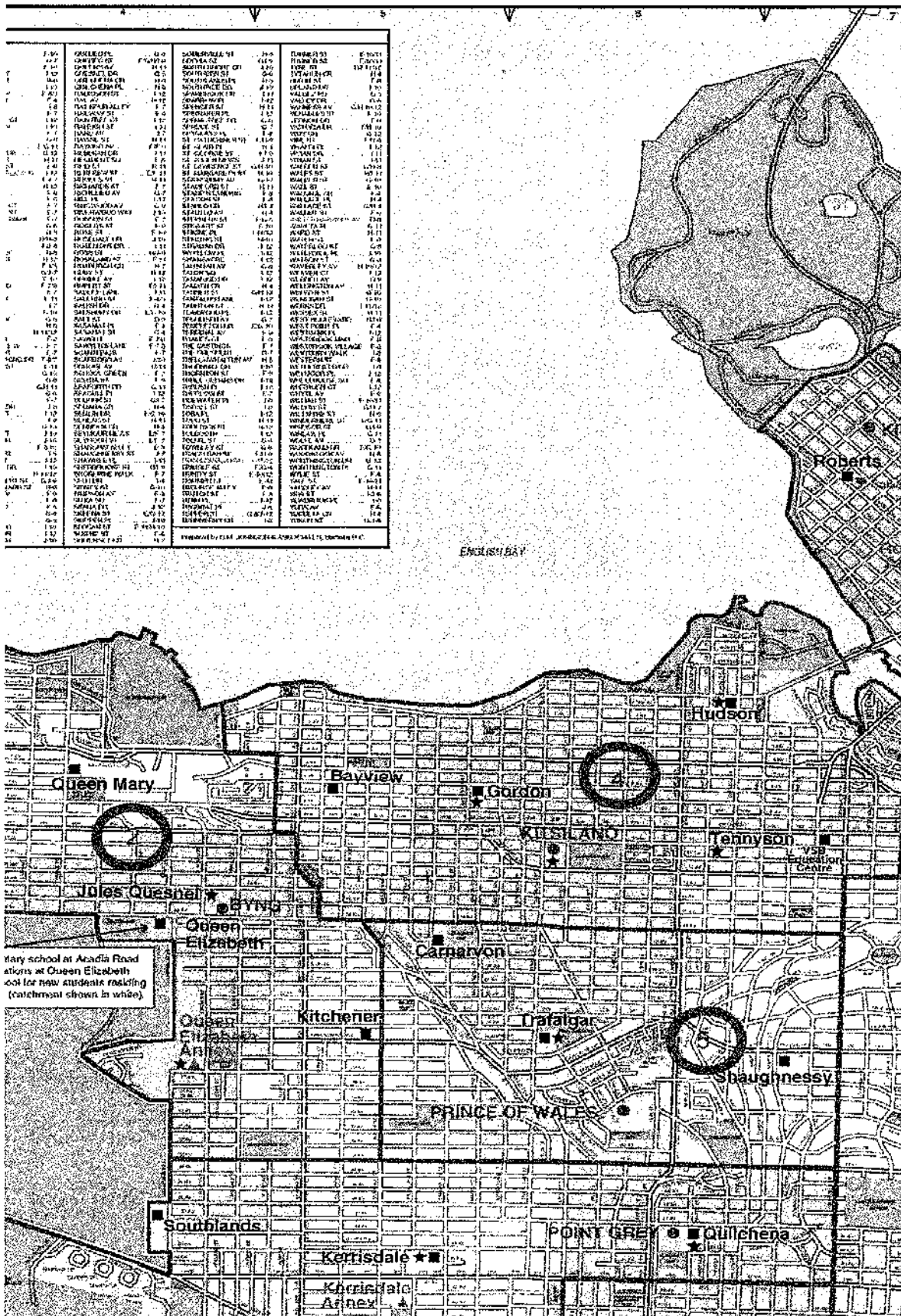
X

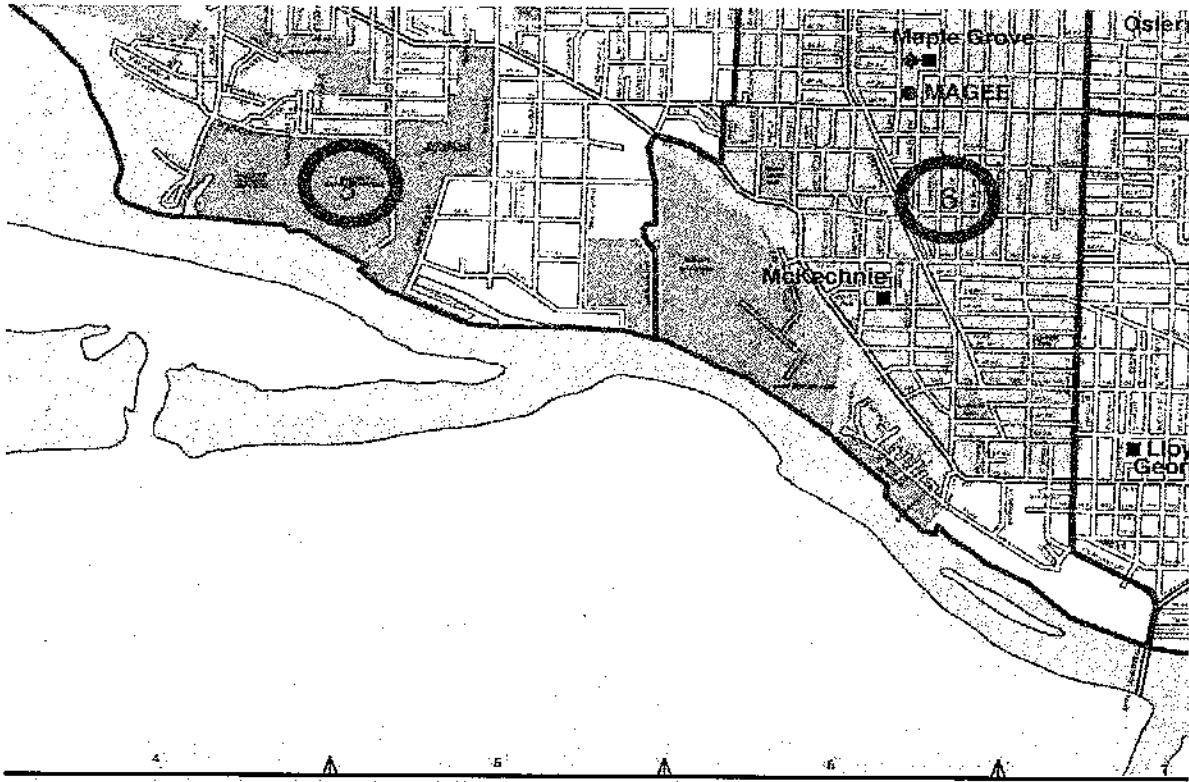
X

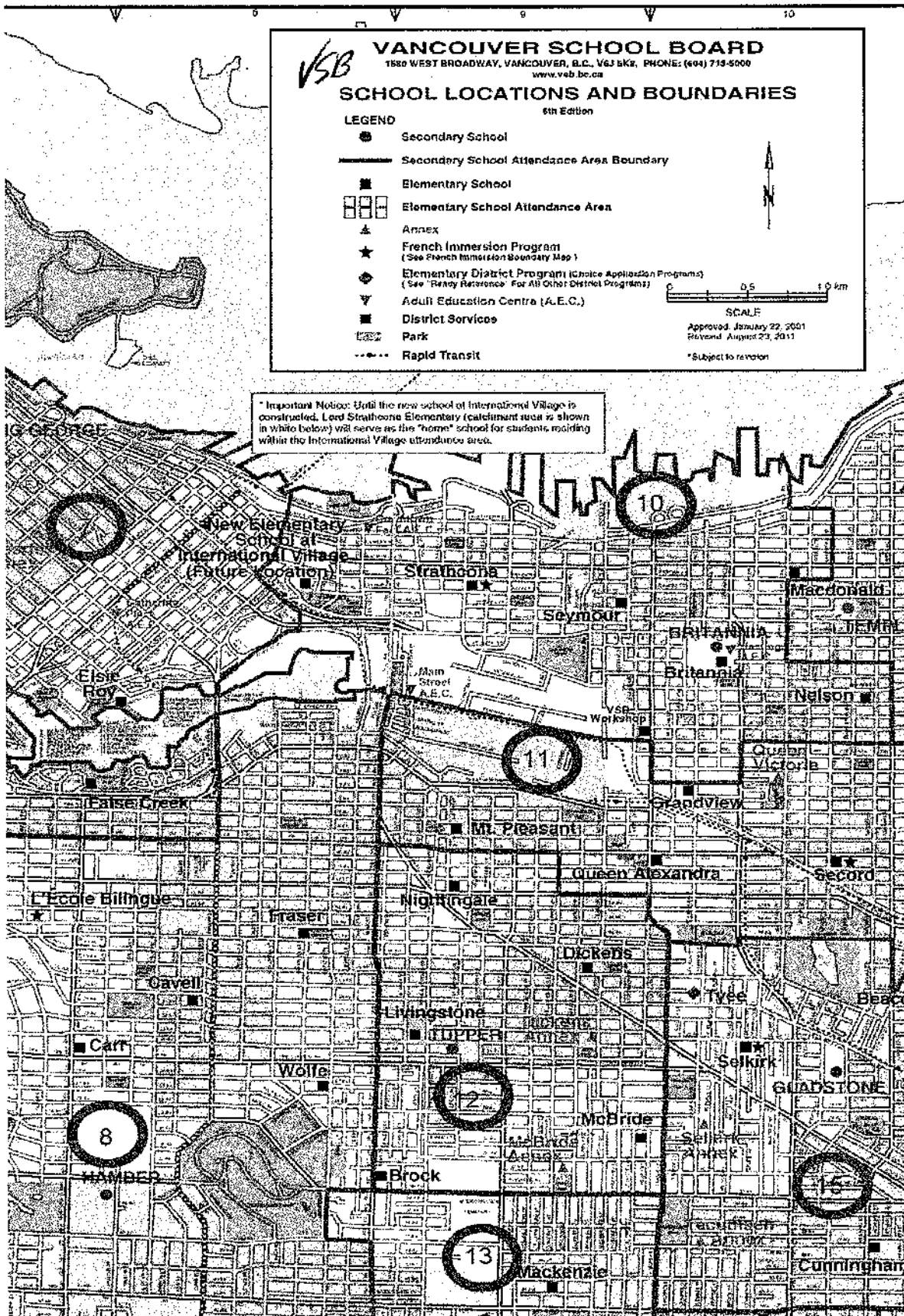
	SE
	SE
	SE
	SW
	SW
X	NE
	SW
	SW
	SW
X	SE
	SE
	NE
X	NE
	NW
	NE
	NW
	SE
X	SE
	NE
	SE
	SW
X	SE
	SE
	SE
X	NW
	NW
	NW
	SW
	SW
	SW
	NE
	SW
	NE
	NW
	NE
X	SE

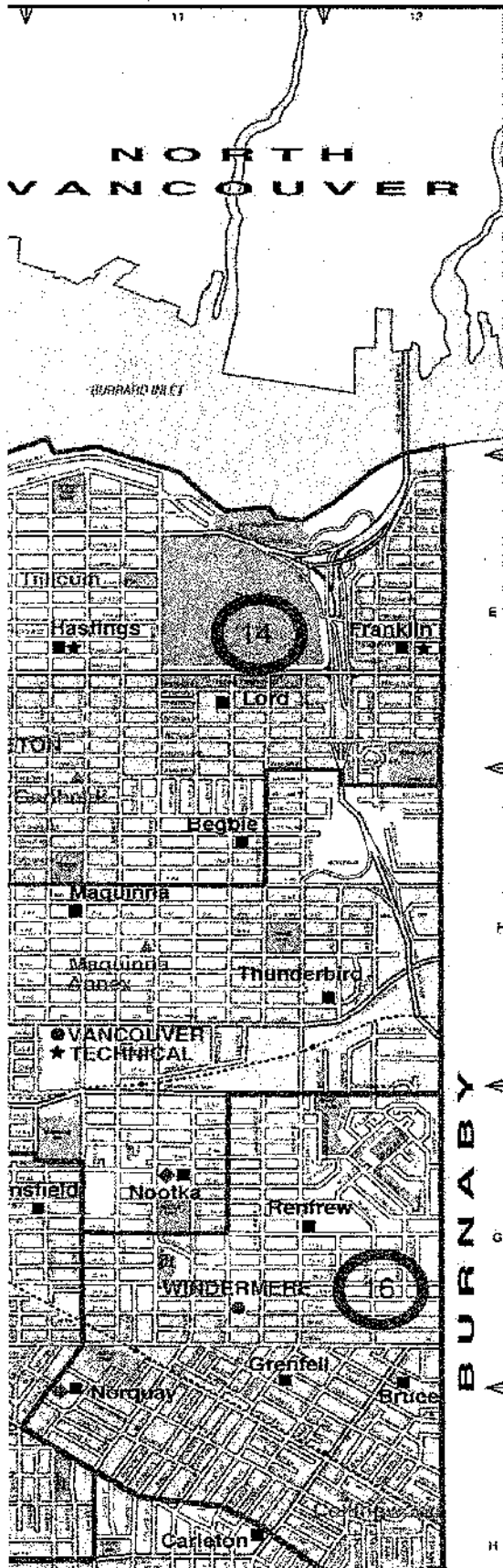
[illegible]

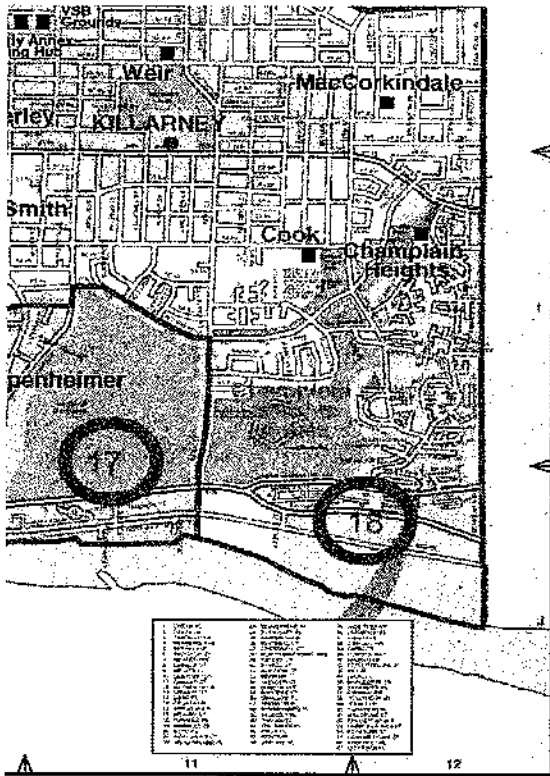












Cutler, Rosa EDUC:EX

Subject: FW: Meeting Follow Up

From: Scott Robinson (Supt Office) [<mailto:smrobinson@vsb.bc.ca>]
Sent: Monday, November 30, 2015 10:51 AM
To: Mason, Shanna EDUC:EX
Subject: Re: Meeting Follow Up

Hi Shanna,

Thank you very much for providing this information – it's extremely useful. I will be asking my staff to do a full analysis of the numbers you've provided. Please let me know if you are unable to determine the number of International students by school – I can easily provide that information. It mainly pertains to Secondary, but there are some elementary students as well.

Do you know if we are going ahead with the Steering Committee meeting next week?

Thanks again,
Scott



Scott Robinson

Superintendent of Schools
Vancouver School District
1580 West Broadway, Vancouver BC V6J 5K8
e: smrobinson@vsb.bc.ca

From: Shanna Mason
Date: Friday, November 27, 2015 at 3:05 PM
To: profile
Cc: "Ballman, Lesley EDUC:EX", "Mounteney, Renee EDUC:EX", "Pharand-Fraser, Nicole EDUC:EX"
Subject: Meeting Follow Up

Hi Scott,

I wanted to follow up with our discussion and the action items arising.

Firstly, I have attached a set of tables prepared to assess enrolment and utilization across four quadrants in Vancouver. For the purpose of assessing capital funding decisions, we do not include "international students" – as they are to be "cost neutral" to BC taxpayers. However, for the purpose of describing "how many students are currently using schools?" I am open to including international students. We use the information loaded into Webcaps which reports enrolment in each school. I've asked staff to look to see if there is a way to account for international students for this purpose and we may need you to provide these numbers by school. The table provided excludes international students and I do see value in exploring the picture when they are included.

Also, I have found the below policy that was established in 2003/04 in our Capital Plan Instructions pertaining to what is required in order for the Ministry to consider investing in additions / new schools in a School District S.13

s.13

(b) Capacity Utilization of Existing Schools

School districts should demonstrate that they are using their existing school facilities efficiently. No approval is given to increase school space. Previously, Ministry priorities for new space requests were based on a capacity and enrolment analysis of surrounding (neighborhood) with little consideration given to the broader context of capacity utilization at the district level. School districts are now being encouraged to introduce more choices and greater flexibility in the education system. The mandatory establishment of catchment areas for each school will ensure that students have priority to attend their neighborhood school, but will also enable school districts to create "specialty" schools that will serve the larger community.

Capacity utilization thresholds

A minimum threshold has been established for capacity utilization at the school district level. A school district is eligible for new space. The capacity utilization analysis is based on the inventory of schools (including new schools and additions approved in previous capital plans) and school district enrolment projections. Capacity is defined as the operating capacity of each school, which is a function of the nominal capacity, grade configuration and class sizes. Average enrolment provisions for kindergarten and the primary grades, as established by *The Public Education Act*, are incorporated into the operating capacity calculation. The capacity for grades 4 to 12 is based on the nominal capacity (25 students per classroom). For any new space request to be considered, projected enrolment must be increasing over ten years. To be eligible for new elementary or secondary space, a school district will have

exceed the district average threshold in addition to either the elementary or secondary thresholds. The capacity utilization thresholds will be applied at the school district level. Where travel times are significant, or where there are local needs for additional space, consideration will be given to alternative scenarios proposed by the school district.

Table 1: Minimum Percentage Utilization Requirements (based on Operating Capacity)			
FTE Enrolment	Elementary (Gr. 1-7)	Secondary [1] (Gr. 8-12)	District Average
> 7,500 (and all urban districts)	100%	110%	95%
5,000 to 7,499	95%	105%	90%
1,500 to 4,999	90%	100%	85%
< 1,500	80%	90%	75%

Note: [1] Secondary utilization rate assumes the implementation of efficiency scheduling.

In terms of determining "capacity of a school" we use the capacity established when built, for the most part. Schools are built based on the standards of the day to accommodate a specific number of students. We appreciate School Districts may have repurposed unused areas of schools for community uses such as daycares, or office space, storage space, meeting space etc. However, IF the School District later needs additional instructional space, our expectation is they re-establish the purpose built space back to instructional space BEFORE we will consider adding capacity. Schools are intended for instruction first and foremost. Any variance to this would need to be supported by facts based in instructional needs/standards of the day.

Attached is also a list of Vancouver Schools and the current Capacity / Utilization as viewed by the Ministry. Our team has put this together as a reference document. It again, only includes domestic enrolment as reported in Webcaps. This is what we use to inform of assessment to-date.

Hope this helps.

Shanna Mason

Assistant Deputy Minister
Planning & Major Projects
Ministry of Education
Shanna.mason@gov.bc.ca
250-356-6750



July 4, 2014

Ref: 174194

Roger Hebert, President
Board of Regional Trustees
School District No. 93 (Conseil scolaire francophone de la Colombie-Britannique)
Email: rhebert@csf.bc.ca

Dear Mr. Hebert:

I am writing in response to your letter of April 28, 2014, requesting access to Restricted Capital funds for the purpose of acquiring portables at Ecole des Pionniers in Port Coquitlam.

In your letter you indicate the current enrolment at Ecole des Pionniers is 435 students with an estimated enrolment of 483 for upcoming 2014/15 school year. The capacity of the facility located at this site is 725 students.

Given current K-12 enrolments, the Ecole des Pionniers facility is under capacity by 290 students. If K-12 enrolment increases to 483 for the upcoming school year, the school will still be under capacity by 242 students. The existing StrongStart program does not have a significant impact on the excess capacity. Consequently, the use of Restricted Capital funds to acquire portables for Ecole des Pionniers is not required at this time. As is the case for all school districts, you can acquire portables from local school district funds, if your Board chooses to do so in order to meet school district priorities.

You are welcome to resubmit this request in future if the capacity utilization at Ecole des Pionniers changes significantly. As you know, school district Restricted Capital funds are not normally approved for the acquisition of portables; however, I would be willing to consider making an exception in future, as was done recently for the CSF in Squamish.

Thank you for your service to the francophone students at Ecole des Pionniers.

Sincerely,

Peter Fassbender
Minister

pc: Deborah Fayad, Assistant Deputy Minister, Resource Management Division
Joel Palmer, Executive Director, Capital Management Branch
John Cavelti, Planning Officer, Capital Management Branch

Ministry of
Education

Office of the Minister

Mailing Address:
PO Box 9046 Stn Prov Govt
Victoria BC V8W 9E2

Location:
Parliament Buildings
Victoria



August 20, 2014

Ref: 174617

Patti Bacchus, Chair
Board of Education
School District No. 39 (Vancouver)
Email: Patti.Bacchus@vsb.bc.ca

Dear Ms. Bacchus:

As you know, early in 2012 the Ministry of Education directed the Vancouver Board of Education (VBE) to establish a Vancouver Project Office (VPO) to facilitate and accelerate the delivery of seismic upgrade projects that are required in the school district. Funding for this office was available in contingency reserve funds in Vancouver seismic project budgets approved since that time. Unfortunately, after two years, the VBE never accessed any of this funding because the VBE did not submit a proposal.

Government remains firmly committed to delivering these necessary seismic projects. This is why in February the Ministry engaged the VBE to assist in the creation of a VPO. This led to our meeting in April where we discussed in detail the guiding principles for a VPO. These principles are reflected in the attached Memorandum of Understanding (MOU), which will lay the foundation for a co-governed VPO.

Please sign the MOU and return it to me by **Friday, August 29**, then we can begin immediately to form the Steering Committee that will be responsible for hiring a VPO Director. The VPO Director will be tasked with establishing the VPO. This may require you to call a special meeting with the Board.

Please be advised that the MOU must be signed before any additional VBE seismic projects will be approved for funding. As you have stated publicly, time is of the essence. There are other school districts that have urgent seismic needs and the Province has a responsibility to make this capital funding available to other school districts if we are unable to come to an agreement with the VBE.

It is the goal of the Province and the SMP to create seismically-safe space for BC students and staff, and to do so as quickly and efficiently as possible. While I recognize that Vancouver has a large number of seismic projects to complete, there are many projects still to be done in other districts as well,

.../2

Ministry of
Education

Office of the Minister


Mailing Address:
PO Box 9045 Stn Prov Govt
Victoria BC V8W 9E2

Location:
Parliament Buildings
Victoria

Given that completing all SMP projects in Vancouver could eventually cost as much as \$1 billion, the Ministry of Education has a responsibility to BC taxpayers to ensure the scope and budgets of all SMP projects are appropriate, and represent an effective use of government capital resources. The VPO will assist the VBE and the Ministry in fulfilling that responsibility on behalf of BC taxpayers.

Be assured that government remains committed to British Columbia's award winning SMP that continues to create seismically-safe schools for students and staff. It is our goal to complete seismic upgrades as quickly and effectively as possible. The VPO will be responsible for improving and accelerating the VBE's delivery of seismic upgrade projects in Vancouver.

Sincerely,

A handwritten signature in black ink, appearing to read 'Peter Fassbender', with a stylized flourish at the end.

Peter Fassbender
Minister

Attachment

pc: Dr. Steve Cardwell, Superintendent

MEMORANDUM OF UNDERSTANDING
REGARDING VANCOUVER BOARD OF EDUCATION
SEISMIC MITIGATION PROJECT OFFICE

(this "Agreement") is made and is in effect as of August 20th, 2014 (the "Effective Date"),

BETWEEN:

HER MAJESTY THE QUEEN IN RIGHT OF THE
OF BRITISH COLUMBIA, as represented by the Minister of Education
(the "Province")

AND:

THE BOARD OF EDUCATION OF SCHOOL DISTRICT NO. 39 (VANCOUVER)
(the "VBE")

1. Context and Scope

The Province and the VBE (individually, a "Party" and collectively, the "Parties") consider student safety to be a top priority, and have committed to reducing seismic risk to protect students through the Seismic Mitigation Program ("SMP") for schools. The primary objective of the SMP is to achieve a life-safety standard for schools by minimizing the probability of local structural collapse as a result of a seismic event.

The purpose of this Memorandum of Understanding ("MOU") is to facilitate the establishment of a project office (the "VPO") to manage all of the VBE's SMP projects, to define the terms of reference for the VPO, the director (the "Director") and the steering committee (the "Steering Committee"), and to identify the respective roles and responsibilities of the VBE, the Province, the Steering Committee, the VPO and the Director. The Parties intend that the VBE will complete its SMP projects in an effective and efficient manner and within the parameters of the SMP.

While the VPO is to be a part of the VBE, the intent is that the VPO will function with limited interaction with the day-to-day VBE operations.

2. Terms and Conditions

2.1 The VPO is hereby established to manage the SMP in the Vancouver school district.

2.2 The Steering Committee that shall provide oversight and direction to the VPO, and be comprised of the following members, is hereby established:

two representatives of the VBE, being the VBE's Superintendent and Secretary-Treasurer, or their designates; and

two representatives of the Province, including its Deputy Minister of Education and another Deputy Minister, or their designates.

Additionally, staff of the VBE and the Province may be invited to attend meetings of the Steering Committee as non-voting members, as and when appropriate from time to time.

- 2.3 The Steering Committee will be an advisory committee to the VBE and the Province.
- 2.4 The VPO shall be led by the Director, who will receive direction from the Steering Committee on issues related to the planning and implementation of seismic projects and the SMP in Vancouver.
- 2.5 The VBE shall not select or publicly present a preferred option for a SMP project unless and until that option has been endorsed by the Steering Committee.
- 2.6 Recommendations concerning individual projects agreed upon by the Steering Committee by consensus will be forwarded to the VBE and the Province for approval, as required.
- 2.7 If the Steering Committee does not reach a consensus on a recommendation for a specific project, then a report will be provided to the VBE and the Province outlining the respective positions.
- 2.8 The VPO's annual operating budget, including office lease costs, shall be approved by the Steering Committee and funded from SMP capital project budgets.
- 2.9 For the purposes of managing the SMP, the VPO will consist of project managers and other professional and support staff as are approved by the Steering Committee.
- 2.10 The Steering Committee shall be responsible for developing the qualifications and criteria required for the Director position. The Steering Committee will oversee the hiring of the Director through a competitive process.
- 2.11 The Steering Committee will provide guidance regarding the overall structure of the VPO and approve and monitor the annual budget of the VPO.
- 2.12 The Director shall be responsible for staffing the VPO. VPO staff, including the Director, will be employees of the VBE.
- 2.13 The VBE staff currently engaged in delivering SMP projects may be assigned to the VPO, if agreed to by the Steering Committee.
- 2.14 The VBE shall develop and submit to the Province for approval a long range facilities plan, with agreed upon levels of projected enrolment growth and location, ultimately to determine how to achieve 95% capacity utilization through the SMP and maximize the existing capacity as swing space to complete the SMP in a manner that is as fiscally sound as possible. The initial long range facilities plan shall be completed by June 30, 2015, and will be reviewed annually by the Steering Committee to reflect changes in demographics and other issues.
- 2.15 The VPO is to develop a SMP implementation schedule, for approval by the VBE and the Province, that enables the VBE to complete the SMP within a reasonable and achievable timeframe.
- 2.16 Building or site improvements will be funded by the SMP only where these are required as a result of necessary SMP structural work. The VBE, at its discretion, may provide

additional funding from VBE resources to address building or site improvements not resulting from necessary SMP structural work.

- 2.17 Off-site improvements and code upgrades that are (i) required by authorities having jurisdiction as a condition of issuing permits for completion of SMP work, and (ii) approved by the Steering Committee, shall be considered SMP project costs to be funded by the Province.
- 2.18 SMP projects are expected to be upgrades to existing facilities and not full facility replacement projects, except where replacement is the lowest cost option.
- 2.19 Where temporary accommodation is required as a result of an SMP project, every reasonable effort will be made to provide accommodation in existing schools. Project costs will provide for transportation costs and reasonable costs for upgrades to host schools, where needed.
- 2.20 The Province's obligation to pay money to the VBE is subject to the Financial Administration Act, which makes that obligation subject to an appropriation being available in the fiscal year of the Province during which payment becomes due.

3. Term of MOU

This MOU will be in force for a term of three years from the Effective Date, provided that the Parties may extend the term at any time by written agreement, and either Party may terminate this Agreement on at least ninety days written notice to the other Party.

4. Roles and Responsibilities

The Province (through the Ministry of Education), the VBE, the Steering Committee, the VPO and the Director shall have the respective roles and responsibilities set out in Schedule A attached hereto.

Her Majesty the Queen in Right of the Province of British Columbia,
by the authorized representative of the Minister of Education



Name: Honourable Peter Fassbender
Title: Minister of Education
Ministry of Education

The Board of Education of School District No. 39 (Vancouver)
Per:

Authorized Signatory
Name:
Title:

SCHEDULE A
TO MEMORANDUM OF UNDERSTANDING
REGARDING VANCOUVER BOARD OF EDUCATION
SEISMIC MITIGATION PROJECT OFFICE

Roles and Responsibilities

Province (through the Ministry of Education)

- Approval of supported projects.
- Approval of Project Definition Reports (PDRs).
- Approval of Project Agreements (PAs).
- Approval and provision of provincial funding for SMP projects.

VBE

- Develop and submit a long range facilities plan to the Province for approval by June 30, 2015.
- Approval of PDRs.
- Approval of PAs.
- Approval and provision of VBE funding, if required, for additional costs as per Section 2.16.

Steering Committee

- Develop qualifications and criteria required for the VPO Director.
- Oversee hiring of VPO Director.
- Approve the annual budget for the VPO.
- Approve policies and procedures for the VPO.
- Recommend PDRs to VBE and the Province (Ministry of Education).
- Recommend PAs to VBE and the Province (Ministry of Education).
- Recommend scope, budget, and schedule changes to the VBE and the Province (Ministry of Education).

VPO Director

- Responsible to the Steering Committee for the planning and delivery of seismic projects and the SMP in Vancouver.
- Responsible for ensuring project upgrades fit with the Province's (Ministry of Education's) and governments overall rules for seismic upgrade projects.
- Responsible for developing an annual VPO operating budget that must be approved by the Steering Committee.
- Responsible for hiring staff for the VPO.
- Responsible for the day-to-day operation of the VPO.

VPO

- Responsible for completing Seismic Project Identification Reports (SPIRs) for supported projects.
- Responsible for completing PDRs for submission to the Steering Committee.
- Responsible for obtaining stakeholder input on PDRs, if required.
- Responsible for completing PAs for consideration by the Steering Committee.
- Responsible for implementing and completing projects with approved PAs.



May 11, 2015

Ref: 181763

Suzanne Hoffman, Superintendent
School District #35 (Langley)
4875 222nd Street
Langley BC V3A 3Z7
Email: SHoffman@sd35.bc.ca

Dear Ms. Hoffman:

As I understand from our recent meeting, a new secondary school in the Willoughby Slope area is the greatest priority for the School District. And, you are seeking clarity on how to proceed to secure funding approval from the Ministry in order to proceed to design, tender and construction. As such, I thought you might find the following steps in the project development and prioritization process and status helpful.

1. The first step is for the **School District to identify their capital priorities and submit an annual Capital Plan to the Ministry – Complete**
2. **The Ministry then reviews all 60 School District Capital Plans**, assesses them against the priorities of the Ministry and **prioritizes them against available funding within our Capital Plan**. Prioritization is based on: 1. Ensuring safety; 2. Maintaining current assets; 3. Supporting industrial growth; and, 4. Maximizing current capacity. - *Complete*
3. **The Ministry then indicates to the School District if the District priority aligns with Government's priorities and is likely to be supported in our future Capital Plan. – Complete**
4. **The School District then undertakes preliminary options analysis and associated cost estimating**; commonly referred to as a Project Identification Report (PIR). This allows both School District and Ministry staff to gain an appreciation of the options and notional costs for adding capacity to the area. This includes exploring greater utilization of current surplus capacity, potentially additions to current schools, new schools, and initial stakeholder consultation, etc. - *Complete*.
5. **The School District develops a Project Definition Report (PDR)**. This is the more detailed engineering, quantity and costing estimating and stakeholder consultation required to refine scope and budget, to assess land needs, to undertake more detailed assessment of demands and projections, to ensure design and costing is in keeping with industry standards, to ensure a positive benefit / cost to taxpayers and to define cost

Ministry of Education
Office of the Assistant Deputy Minister

Mailing address:
PO Box 9179 Stn Prov Govt
Victoria BC V8W 9H8

Telephone: (250) 356-6750
Facsimile: (250) 356-6007

sharing options between the Province, School District and potentially third parties. – Currently underway.


6. Once this is complete, **Ministry staff will review the PDR and supporting materials** (and generally work with School District staff during development) to ensure consistent application of the design and costing criteria, ensure a positive benefit / cost, to ensure all risks to the project's scope, costs and delivery have been identified and addressed, and to explore funding options. This may require the assembly of additional information and analysis.
7. **Then, the Ministry prepares a business case and presents for funding approval** within Government's approval process. This is a critical step to ensure the benefits and costs of the project are understood and the importance of the project can be effectively assessed against other important funding priorities. This typically takes a period of 2-4 months from the point of receiving the full and final PDR package from the School District.

If funding is approved, **Ministry staff work with School District staff to develop a project agreement** and approve the School District to proceed to design and tender.

Our hope is that we would be in a position proceed to design prior to this fall and that my staff continue to work closely with you to undertake the project development work critical to advancing this project.

I hope you have found the above-information helpful. Please feel free to contact me should you have any questions or concerns.

Sincerely yours,



Shanna Mason
Assistant Deputy Minister
Ministry of Education
Planning & Major Projects Division



December 10, 2015

Ref: 184687/184685

Fraser Ballantyne, Chair
Board of Education
School District No. 39 (Vancouver)
Email: fraser.ballantyne@vsb.bc.ca

Dear Mr. Ballantyne:

I am writing to you and the Board of Education, as I am concerned about the pace of seismic upgrade investment being made in the schools in the City of Vancouver. Everyone who works and learns in a school deserves to do so in a seismically safe environment. We have a shared responsibility to ensure this is achieved in a timely manner.

I would personally like to acknowledge your efforts as Board Chair in building a constructive working relationship with me since I assumed my role as Minister. I am encouraged by our discussions to-date, in an effort to work together to solve the issues before us. However, I must stress the Board must fulfill the responsibility it has under the *School Act* (the *Act*) and manage schools, and school property in the best interest of the public using sound financial management practices.

In the October 28th and 30th letters sent from the Board to my Ministry, the Board requested the following:

- “immediate approval of funding to seismically upgrade MacDonald School”;
- “an increase to the Annual Facilities Grant (AFG)...of four – to six times the current funding”;
- and
- “an extension to the original timeline for the submission of the Board’s Long Range Facilities Plan (LRFP) from June 30, 2015, to early June 2016”.

Under the Memorandum of Understanding (MOU), signed by both the Board and the Ministry on August 20, 2014, the Board committed to providing a “completed long-range facilities plan by June 30, 2015.” This commitment was included in the MOU, due to the critical importance of evidence-based, long-range facility planning in prioritizing seismic mitigation projects.

While I acknowledge the importance of public consultation relating to “how” you implement projects, an extension to June 2016 will unnecessarily delay further seismic mitigation in Vancouver schools. I want to reiterate the Ministry has dedicated funding to address seismic priorities and our government is committed to ensuring safe schools are available for students.

The requests outlined above, in addition to the November 2, 2015, Capital Plan submission are contradictory and incongruent with capital investment best practices.

.../2

Ministry of
Education

Office of the Minister

Mailing Address:
PO Box 9045 Stn Prov Govt
Victoria BC V8W 9E2

Location:
Parliament Buildings
Victoria

For instance, the November 2, 2015, Capital Plan submission does not include any of the school seismic mitigation priorities under development by District staff and the Vancouver Project Office, at the time of submission. As such, the Ministry has yet to accept the Board's Capital Plan and will require clarification of priorities.

Additionally, the request for the immediate investment in Sir William MacDonald Elementary, a school at 30 percent capacity, is not reflected as the number one capital priority in the Capital Plan, submitted on November 2, 2015. In fact, it is listed as tenth and would be further down in priority if the Board had included the projects under development by staff.

The request for additional Annual Facilities Grant money is not supported by the recommendations contained within the Ernst & Young Report released, June 9, 2015. The report demonstrated the Board currently spends approximately \$72M annually to heat and maintain the equivalent of 19 empty schools.

If the Board undertook a responsible consolidation of student spaces, as has been done by Boards across the province, these funds could be used to improve student programming across the district. The Long Range Facilities Plan is critical to reducing surplus capacity and wasteful overhead costs and ensuring schools are safe.

The Vancouver School Board has already been granted a six-month extension since the original deadline passed in June, and as such, a further extension should not be necessary. I expect the Board to submit a completed Long Range Facilities Plan by January 31, 2016, outlining the Board's priority capital investments where the greatest benefit will be returned for taxpayers and students. Proper fiscal planning and student safety are top priorities for the provincial government, and the Board's request to prolong decisions is not in line with those objectives.

Should you fail to complete your plan on time, the Ministry will consider using your Board approved Capital Plan submission from November 2, 2015, with incorporation of the priority projects identified by the Vancouver Project Office and approved by the Joint Steering Committee.

In closing, I would again like to thank you for your efforts in working with me to try and resolve this important issue, and hope your Board will provide the Ministry with a Long Range Facilities Plan by the end of January.

Sincerely,



Mike Bernier
Minister

pc: Trustees, School District No. 39 (Vancouver)
Scott Robinson, Superintendent, School District No. 39 (Vancouver)



December 23, 2015

Ref: 185450

Scott Robinson, Superintendent
School District No. 39 (Vancouver)
Email: smrobinson@vsb.bc.ca

Dear Mr. Robinson:

I am writing in response to the request of the Vancouver School Board (VSB) for clarification on required content in the January 31, 2016, Long Range Facilities Plan and further to Minister Bernier's letter dated December 10, 2015.

This clarification is in addition to the August 20, 2014, Memorandum of Understanding (MOU) which outlines that:

"The VBE shall develop and submit to the Province for approval a long range facilities plan, with agreed upon levels of projected enrolment growth and location, ultimately to determine how to achieve 95% capacity utilization through the SMP and maximize the existing capacity as swing space to complete the SMP in a manner that is as fiscally sound as possible."

Additionally, the Ernst & Young June 8, 2015, Special Advisor's Report recommended that:

"VBE must complete the district-wide LRSFP and new Five Year Capital Plan as soon as possible"

In 2007, the Ministry of Education in partnership with the BC School District Secretary Treasurer's Association published a document titled "Education Facilities Planning and Procurement Process Review"; which includes "School District Facilities Plan Outlines" for the purpose of... *providing district-wide framework for key local decisions, such as school consolidations, locations for district programs and maintenance priorities and a comprehensive rationale for specific capital projects.* This publication outlines the purpose and content, which form the basis for many other school districts' facility planning and has been referenced within our Annual Plan Instructions over the past number of years.


.../2

On June 30, 2015, VSB submitted to the Ministry their "Long Term Strategic Facilities Framework", which outlined in a draft "infographic" format, plans for seismically mitigating high-risk schools and utilizing swing space through to 2028. At that time, VSB indicated *"This is still a work in progress. We intend to continue to work on this framework over the summer in consultation with Ministry of Education staff. Once we agree the framework is more firm, we will undertake a public consultation process and request Board approval in the fall."*

Subsequently, Ministry staff provided feedback on the June 30 submission, requesting the submission be described in a word based document with the infographic appended, identify catchment areas with current capacity and utilization outlined, forecast utilization projected over the standard 10-year planning horizon by catchment area, and identify catchment areas requiring future consolidation and potential future closures to achieve 95 percent utilization; along with the approximate number of schools impacted.

By January 31, 2016, as committed to by the Vancouver School Board in the August 20, 2014, MOU, the Province requires a Board approved Long Range Facilities Plan for the Province's approval. The plan must include all of the information described within the MOU, the information contained within the June 8 draft submission, as well as any additional information necessary to inform prioritizing and successfully delivering the Seismic Mitigation Program in Vancouver schools.

Sincerely,



Dave Byng
Deputy Minister

pc: Shanna Mason, Assistant Deputy Minister, Planning & Major Projects



February 10, 2016

Ref: 185957

Scott Robinson, Superintendent
Vancouver Board of Education
School District No. 39 (Vancouver)
Email: smrobinson@vsb.bc.ca

Dear Mr. Robinson:

Re: Calculating Capacity Utilization for the Long Range Facilities Plan

I am writing in response to the issues and concerns about calculating the capacity utilization for the Vancouver School District's Long Range Facilities Plan identified within the January 26, 2016, letter addressed to Minister Mike Bernier from Trustee Stacey Robertson. As the issues and concerns are consistent with those raised by Trustee Fraser Ballantyne on January 22, 2016, this response is similar to that provided to you in the Ministry of Education's letter of January 26, 2016.

As you know, safety is a top priority for the Province and the Ministry is committed to efficiently, and cost-effectively seismically upgrading high-risk schools across British Columbia.

The Ministry encourages all school districts to utilize surplus capacity by recruiting international students; offering adult GED and literacy focused classes; and, offering leases to meet community needs, such as childcare facilities. This allows school districts to increase revenues and utilize their facility's surplus space for community purposes. However, if a school district requests a Provincial capital investment to upgrade, expand or replace a school, the Ministry would expect this space to be explored as a part of the business case. Therefore, as a policy, these types of alternate uses continue to be counted as a part of the school's potential student capacity with a goal of maintaining an average utilization of 95 percent across the district. I should also note, last week the Ministry announced the Sir Sandford Fleming Seismic Mitigation Project proceeding, which is currently operating below the 95 percent target at 91 percent.

It is important to note, the target of 95 percent utilization was mutually agreed to in the Memorandum of Understanding signed August 2014. It states, "*The VBE shall develop and submit to the Province for approval a long range facilities plan, with agreed upon levels of projected enrollment growth and location, ultimately to determine how to achieve 95% capacity utilization through the SMP and maximize the existing capacity as swing space.*"

.../2

Ministry of Education
Office of the Deputy Minister

Mailing address:
PO Box 9179 Stn Prov Govt
Victoria BC V8W 9H8

Telephone: (250) 387-2026
Facsimile: (250) 356-6007

Having said that, the Ministry recognizes there may be unique circumstances on a school-by-school basis that are outside policy. Should this be the case, Ministry staff are able to work with school district staff to consider these situations, which is why a thoughtful long-range facilities plan is so important in demonstrating the most effective use of available space.

In regards to the childcare space at Lord Nelson Elementary and Sir Sandford Fleming Elementary schools, the Ministry agrees the space is excluded from capacity utilization as it was intended for childcare when built, and funded by the City of Vancouver using non-education funding.


Concerning the use of available classroom space for Adult Education, this will need to be assessed on a case-by-case basis and include a robust assessment of other viable sites within reasonable proximity.

In relation to space leased to third parties not engaged in the provision of K-12 education, such as the Green Thumb Theatre or Citizenship and Immigration Canada, priority for classroom space is to students (including distance education) and it would be highly unusual to prioritize non-educational uses over educational uses.

If further clarification is needed or we can be of any assistance, please do not hesitate to contact me or Shanna Mason, Assistant Deputy Minister, Planning and Major Projects Division at Shanna.Mason@gov.bc.ca or by phone at (250) 356-6750.

I am pleased to have the opportunity to address the concerns presented in Trustee Stacey Robertson's letter.

Sincerely,



Dave Byng
Deputy Minister

pc: Mike Lombardi, Chair, Vancouver Board of Education
Stacy Robertson, Trustee, Vancouver Board of Education
Shanna Mason, Assistant Deputy Minister, Planning and Major Projects Division,
Ministry of Education
Renee Mounteney, Executive Director, Capital Delivery Branch, Planning and Major
Projects Division, Ministry of Education
Lesley Ballman, Regional Director, Capital Delivery Branch, Planning and Major Projects
Division, Ministry of Education



February 23, 2016

Ref: 185933

Mike Lombardi, Chair
Vancouver Board of Education
Email: mike.lombardi@vsb.bc.ca

Dear Mr. Lombardi:

Thank you for submitting the Vancouver Board of Education's Long Range Facilities Plan on January 29, 2016.

I sincerely appreciate the time and effort the Vancouver School District staff have invested to develop a comprehensive, fact-based balanced plan aimed at making the best use of available school space, while reducing unnecessary operating costs, for the benefit of students and teachers.

The Long Range Facilities Plan responds positively to a number of recommendations from the Ernst & Young Report including:

- Confirming the magnitude of surplus school space;
- Quantifying the operating and capital savings that can be realized by effective space utilization; and
- Prioritizing schools for seismic mitigation based on sound technical factors to ensure funding is invested where it is needed most and can have the greatest positive impact.


The plan outlines operational savings of \$249,000 to \$1.9 million per school, which will be available for improving programs, learning resources, and tools for students, as well as teachers in your District.

Furthermore, by repurposing surplus school space into temporary accommodation, the Vancouver School District will have the ability to move the Seismic Mitigation Program forward more quickly and efficiently. As a result, this will ensure students are safe, which is a top priority for my Ministry.

.../2

I appreciate having the opportunity to review the Vancouver School Board's Long Range Facilities Plan and look forward to working with you and your Board's trustees, as we ensure students, teachers and stakeholders are safe in Vancouver schools. If you would like to discuss anything further or have any questions, please contact Dave Byng, Deputy Minister, by phone at 250-387-2026, or by email at Dave.Byng@gov.bc.ca.

Sincerely,

A handwritten signature in black ink, appearing to read "Bernier", with a stylized flourish at the end.

Mike Bernier
Minister

Cc: Dave Byng, Deputy Minister, Ministry of Education



March 31, 2016

Ref: 186525

Mike Lombardi, Chair
Board of Education
School District No. 39 (Vancouver)
Email: mike.lombardi@vsb.bc.ca

Dear Mr. Lombardi:

Thank you for your letter of March 4, 2016, regarding the Vancouver Board of Education's (VBE) 2016/17 operating budget and accumulated surplus.

The concerns you have expressed regarding your inability to balance the budget are similar to the letter VBE sent to the Ministry of Education on February 17, 2015, regarding concerns about its ability to balance its budget in 2015/16. Ernst and Young was appointed Special Advisor to the Vancouver Board of Education in 2015 to review, evaluate and make recommendations aimed at helping VBE balance its budget, reduce overhead and find administrative efficiencies, while protecting and enhancing resources for student instruction.

The Special Advisor had made numerous suggestions and recommendations to improve the financial situation of VBE. Of the suggestions made, it appears VBE has not considered the following recommendations from the Special Advisor.

- VBE not publicly release the Initial Preliminary Projection (IPP) to avoid creating misperceptions by the public of VBE's financial circumstances.
- VBE should modify the budget process to account for anticipated Internally Appropriated Expenses prior to finalization of the Amended Budget to materially reduce the variance between the budget and actual results.
- VBE critically review the Amended Budget prior to approval to ensure accuracy of the budget forecasting.

You state in your letter that announcing a future year budget shortfall following the tabling of the Provincial Budget is a practice consistent with other school districts. In fact, it is not a common practice of school districts to make public statements of budget shortfalls prior to the announcement of the future year's Operating Grants and as early as four months prior to the beginning of the school year.

.../2

The past six years' budget compared to actual performance by VBE indicates a pattern of over-estimating deficits. Given the amended budget is approved in February of each year and the year-end financial results are only four months later, the magnitude of VBE's budget to actual variance is excessive. The Special Advisor's recommendations raised this issue in 2015.

For the period 2009/10 through 2014/15, VBE over-estimated the annual deficit. The smallest variance was \$7.7 million in 2009/10 and the largest variance was \$18.3 million in 2013/14. As recently as February 21, 2016, it was reported in the media that VBE projected an annual surplus of \$1.23 million for 2015/16.

Your letter makes several comments regarding your surplus being within the 2-4 percent of the operating expenses range suggested by the Special Advisor, and that your surplus has not been put in an appropriate operational context. To clarify, the Special Advisor recommended a range of 2-3 percent of operating expenses, not the 2-4 percent you reference in your letter.

Since 2010, VBE's accumulated surplus has increased by more than \$16.7 million. You state that VBE cannot use the accumulated surplus as it is almost entirely encumbered. However, the audited financial results show that since 2010, the surplus has grown every year but one. Implementing all of the Special Advisor recommendations, especially the recommendations above, will improve the transparency of VBE's financial position.

The Province is 100 percent committed to seismically mitigating all seismic high-risk schools. To date, the Province has spent over \$217 million to upgrade 20 schools in Vancouver, and has committed to spend another \$590 million. This commitment will ensure another 29 schools are seismically safe for students, teachers and stakeholders. Furthermore, the Ministry also committed additional funds for the Vancouver Project Office dedicated resources to ensure these high-risk schools are upgraded quickly and cost effectively.

The Ministry is encouraged by the thoughtful and evidenced based Interim Long Range Facilities Plan. It is clear a significant amount of work went into preparing the plan and the Ministry respects the consultative process currently underway. Having an effective facilities plan is critical to ensuring efficient utilization of available school space, while also ensuring the maximum amount of available operation funding to programming, instruction and equipment. As you know, the Ministry's 95 percent utilization target should not be mistaken for a school specific target. The Vancouver Board of Education is encouraged to follow the lead of other BC school districts, and move ahead in meeting this district wide target.

I appreciate the great effort the Vancouver Board of Education and all the school districts are making to provide the highest quality public education for your communities in a fiscally responsible way. The Province is committed to work cooperatively with school districts to the benefit of all students.

.../3

If you require further information, I encourage you to contact George Farkas, Assistant Deputy Minister, Resource Management Division, by phone at (250) 356-2588 or by email at George.Farkas@gov.bc.ca.

Again, thank you for writing.

Sincerely,

A handwritten signature in black ink, appearing to read "Bernier", written in a cursive style.

Mike Bernier
Minister

pc: George Farkas, Assistant Deputy Minister, Resource Management Division,
Ministry of Education

Ray, Rachelle EDUC:EX

From: Spillett, Ryan Y EDUC:EX
Sent: Monday, May 16, 2016 9:17 AM
To: Ray, Rachelle EDUC:EX
Subject: FW: Questions re closure

From: Ballman, Lesley EDUC:EX
Sent: Wednesday, January 20, 2016 6:14 PM
To: Woycheshin, John J EDUC:EX; Pharand-Fraser, Nicole EDUC:EX; Drew, Rob EDUC:EX; Vijandre, Carlo EDUC:EX; Spillett, Ryan Y EDUC:EX; Ray, Rachelle EDUC:EX; Dube, Nancy EDUC:EX
Cc: Mounteney, Renee EDUC:EX
Subject: FW: Questions re closure

Hi all,

Just wanted to loop you into the information/decision outlined below,
If you have any questions or would like to discuss further, please pop over.

Lesley

From: Ballman, Lesley EDUC:EX
Sent: Wednesday, January 20, 2016 5:40 PM
To: 'Scott Robinson (Supt Office)'; 'Guy Bonnefoy'; Jim Meschino
Cc: Mounteney, Renee EDUC:EX; Mason, Shanna EDUC:EX
Subject: Questions re closure

Hi all,

As previously discussed at the Working Group and additional meetings, the Long Range Facilities Plan should be based on meeting a target of 95% *Building Capacity* utilization, which is determined by multiplying the number of classrooms in a school by 25 students to arrive at a total building capacity. In addition to Building Capacity, the ministry has agreed to recognize International students as a part of a school's capacity utilization. The 95% target should not be based on *Working Capacity* utilization, which deducts classroom space that has been closed or dedicated for non-enrollment use such as childcare, community use, storage, or office space for district staff.

Therefore, further to our conversation this morning, closed/ repurposing a portion of a school or an outbuilding would still count towards the capacity utilization of the school. The reasoning for this is:

- The initial capital investment, and intent of the space, was for educational purposes, and closing/repurposing the space for other uses does not preclude it from being used as educational space in the future.
- A closed/repurposed space would be considered if the school district requested future capital funding.
- A closed/repurposed space would remain as part of the school district's inventory.

The only time a closed/repurposed space would not count towards the school district's capacity utilization would be if it was converted into a Strong Start, demolished, disposed of, or both the school district and Ministry mutually agreed it would not be considered as part of the schools capacity utilization and would never be available for future classroom space.

If you need any further clarification, please feel free to give me a call.



June 15, 2016

Ref: 188259

Sherry Elwood, Superintendent
Board of Education
School District No. 38 (Richmond)
Email: selwood@sd38.bc.ca

Dear Ms. Elwood:

I write in response to your request for clarity regarding the Ministry's policy for qualifying for seismic mitigation funding under our Capital Program. As we have received this question from other school districts and members of the public, we will include clarification in our 2016/2017 Capital Plan Instructions due for release this month.

Firstly, I want to commend you and your staff for your hard work updating your Long Range Facilities Plan. As you know, a long range facilities plan that clearly identifies the current enrollment and capacity of schools, forecasts where student enrollment is increasing and/or decreasing over time, defines the type and level of required programming, considers the age and condition of the schools and identifies efficiencies to eliminate excess operating and capital costs, ensures the maximum amount of educational funding is directed toward programming and instruction. I understand the importance of the work undertaken by you, and your staff, and agree it is critical to informing which schools are of greatest priority for seismic mitigation within Richmond.

Additionally, justification of funding of each capital project, including seismic mitigation, requires school districts first demonstrate steps taken to address capital needs through means within their control. These steps should include utilizing available classroom space across the district to reduce or eliminate the need for capital funding through changes to catchment areas, grade reconfigurations, program offering adjustments and/or school consolidations. As seismic improvements can cost tens of millions of dollars, it is critical we ensure funding is directed to schools that will continue to be required to support enrollment for many years to come.

In regards to the lack of clarity on the Ministry's policy for qualifying for seismic mitigation funding, from 2003/2004 through to 2008/2009 the Ministry included "*Capacity Utilization Thresholds*" within our Annual Capital Plan Instructions. The Capacity Utilization Thresholds apply to qualifying for "New" space. New space includes adding land, classrooms or whole schools to the school asset inventory that do not currently exist.

.../2

Ministry of Education
Capital Division

Mailing Address:
PO Box 9151 Stn Prov Govt
Victoria BC V8W 9H1

Location:
5th Floor, 620 Superior St
Victoria BC V8V 1V2

For reference, the policy on utilization is outlined on page 6, **Section 3(b) Capacity Utilization Thresholds**, of our 2008/2009 Capital Plan Instructions where it states “A minimum threshold has been established by the Ministry for the capacity utilization at the school district level before any school district is eligible for new space.” A utilization table is also included and based on the size of the school district.

In the subsequent section, on page 7 of the 2008/2009 Capital Plan Instructions, **Section 3(c) Replacement and Rejuvenation**, it states, “Replacement or rejuvenation of a school will not be supported if adequate space is available at nearby schools to accommodate its current student enrollment and it will not be required for future growth.” In this case, no specific utilization threshold requirements are set, but the Ministry does require the effective utilization of available alternate space before investment will be considered. And, this work informs the size and configuration of schools when developing options and costs for seismic mitigation projects

Also, the 2008/2009 Capital Plan Instructions page 7 includes **Section 3(d) School Consolidation** which states, “School Districts experiencing continued declining or shifting enrollment may wish to reduce the inefficient use of school facilities through consolidation to fewer locations. The Ministry will consider renovation or, in special circumstances, addition requests that are supported by a comprehensive business case evaluation that confirms the optimal utilization of schools in consideration of their age, building condition, capacity, and location.”

In the 2009/2010 Capital Plan Instruction, the Ministry implemented a new requirement for school districts to provide business cases (referred to as Project Identification Reports and Project Definition Reports) when requesting capital funding for all projects. Business cases require assessment and demonstration of capital investment needs, including an assessment of current and future enrollment within the school district and neighbouring schools, *and* assessment of all reasonable options for meeting the identified need. The Capital Plan Instructions did not include “utilization thresholds”.

From 2010 onward, utilization thresholds for qualifying for new school space were no longer prescribed within the annual Capital Plan Instructions but used as a guideline to assess optimization of available space during the evaluation of business cases. This approach has allowed greater flexibility in determining what is reasonable given the unique enrollment trends and practical realities within some school districts. This approach was applied while working with School District staff to develop the business case for the recently approved classroom space additions at Henry Anderson Elementary.

For urban school districts, such as Richmond, with low overall enrollment growth and substantial shifting enrollment across schools, the work you and your staff are doing to develop a Long Range Facilities Plan that demonstrates the District is *working toward achieving* a District wide utilization average of 95%, is aligned with best practices in asset management.

In terms of seismic mitigation funding, high seismic risk schools with high utilization (current and forecast), located within families of schools with equally high utilization, would result in the development of a positive business case for investment. High risk seismic schools with low utilization (current and forecast) and/or located within families of schools with low enrollment would likely result in the least cost option for mitigating the seismic risk being consolidation into neighbouring schools. This is why the work of the School District is so important.

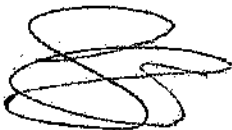
As the Richmond School District finalizes their Long Range Facilities Plan, I am confident that we will be able to accelerate seismic mitigation of high-risk schools. In fact, our May 23, 2016, Capital Plan Response letter requests submission of the business cases for the seismic mitigation of William Cook Elementary and Hugh Boyd Secondary by September 30, 2016 in order to enable a funding decision for fiscal 17/18.

Should you wish to review the documents referenced they can be located at:

<http://www2.gov.bc.ca/gov/content/education-training/administration/resource-management/capital-planning/resources-archive/capital-planning-documentation>.

I am also hopeful the clarity provided in the upcoming 2016/2017 Capital Plan Instructions will avoid similar confusion of application of policy in the future. Please do not hesitate to call if you have any further comments or questions.

Sincerely,

A handwritten signature in black ink, appearing to be 'Shanna Mason', with a stylized, cursive script.

Shanna Mason
Assistant Deputy Minister
Capital Division



June 20th, 2016

Ref: 188338

Debbie Tablotney, Chairperson
Board of Education
School District No. 38 (Richmond)
Email: dtablotney@sd38.bc.ca

Dear Ms. Tablotney:

I write in response further to the letter dated June 15, 2016, addressed to Superintendent Elwood from Assistant Deputy Minister Mason, regarding clarification of the Ministry's policy for qualifying for seismic mitigation funding under our Capital Program.

I also want to commend you and your staff for your hard work updating your Long Range Facilities Plan to reflect the needs of students across your district while ensuring the best use of available funding.

One of the most difficult and important roles for Boards of Education is determining how best to provide educational services in areas with shifting enrollment, while ensuring the efficient use of funding. Like other school districts, Richmond now sees neighborhoods that once hosted large numbers of students shift to consistently declining enrollment. In recent years, other areas, such as along the sky train line, are rapidly expanding and requiring more space.


I also understand the Richmond Board of Education has been using 95% utilization as a guideline target for informing their long range planning work. Developing a long term plan that demonstrates how the school district will work towards optimal space utilization, such as a district average of 95%, will ensure as much education funding as possible goes into instruction and programming, instead of surplus space.

As outlined in Ms. Mason's letter, space optimization is one of the first steps in addressing seismic needs and mitigating seismic risks, where possible, and establishing the scope required for seismic mitigation of schools with forecast long term use.

.../2

I appreciate the consolidation of schools is a difficult process requiring careful consideration and public consultation. I wish to commend your efforts to date and I look forward to a positive outcome over the long term. Should you or your Board have any further questions, now or in future, please do not hesitate to call me or Ms. Mason.

Sincerely,

A handwritten signature in black ink, appearing to read 'Dave Byng', with a stylized flourish at the end.

Dave Byng
Deputy Minister

pc: Sherry Elwood, Superintendent

Joyce, Sasha FIN:EX

From: Mounteney, Renee EDUC:EX
Sent: Tuesday, June 21, 2016 11:53 AM
To: Travelbea, Jennifer EDUC:EX; Keenan, Jason GCPE:EX; Mason, Shanna EDUC:EX
Cc: Walker, Brenda MK EDUC:EX; Nyikes, Michael EDUC:EX; Lowther, Brett GCPE:EX; Sorochan, Craig GCPE:EX; Brooke, Daisy GCPE:EX; Ralph, Kerri GCPE:EX; Rosenberg, Kaitlyn GCPE:EX
Subject: RE: MO Request: Seismic Upgrade Requirements

Jenn,
Sorry for the delay. I was looking for some additional info related specifically to Burnaby SD.

- There are no capacity targets for seismic upgrades.
- The 95% threshold is for large urban districts only, is a districtwide target, and applies only when looking for new schools or expansions. It is NOT a seismic target.
- We have discussions with districts to ensure we are not upgrading schools that may close. That's why we ask districts with declining enrolment to take a hard look and prioritize their seismic upgrades.
- Seismic projects have been supported throughout the SD. Of the 13 schools that need seismic upgrade, 8 have been completed; 2 are underway; 2 are in business case development and one is remaining. These schools have a variety of utilizations as noted below.

Completed seismic projects in SD41:

- 2010 - Capitol Hill Elementary: Capacity Utilization = 69%
- 2010 - Douglas Road Elementary: Capacity Utilization = 102%
- 2010 - Edmonds Community: Capacity Utilization = 62%
- 2010 - Chaffey-Burke Elementary: Capacity Utilization = 99%
- 2010 - Brantford Elementary: Capacity Utilization = 224%
- 2011 - Cariboo Hill Secondary: Capacity Utilization = 57%
- 2011 - Gilmore Community Elementary: Capacity Utilization = 82%
- 2012 - Burnaby Central Secondary: Capacity Utilization = 106%

Underway

- Alpha Secondary School: Capacity Utilization = 95%
- Montecito Elementary: Capacity Utilization = 139%

Options and Business Case Development

- Stride Avenue Elementary: Capacity Utilization = 74%
- Burnaby North Secondary: Capacity Utilization = 90%

Future consideration:

- Armstrong Elementary: Capacity Utilization = 83%

Renée

From: Travelbea, Jennifer EDUC:EX
Sent: Monday, June 20, 2016 12:08 PM
To: Keenan, Jason GCPE:EX; Mason, Shanna EDUC:EX; Mounteney, Renee EDUC:EX
Cc: Walker, Brenda MK EDUC:EX; Nyikes, Michael EDUC:EX; Lowther, Brett GCPE:EX; Sorochan, Craig GCPE:EX; Brooke, Daisy GCPE:EX; Ralph, Kerri GCPE:EX; Rosenberg, Kaitlyn GCPE:EX
Subject: RE: MO Request: Seismic Upgrade Requirements

Thank you – MO would now like the same info for SD 41 – Burnaby. Same request, from constituent through MLA office.

From: Keenan, Jason GCPE:EX
Sent: Monday, June 20, 2016 9:48 AM
To: Mason, Shanna EDUC:EX; Travelbea, Jennifer EDUC:EX; Mounteney, Renee EDUC:EX
Cc: Walker, Brenda MK EDUC:EX; Nyikes, Michael EDUC:EX; Lowther, Brett GCPE:EX; Sorochan, Craig GCPE:EX; Brooke, Daisy GCPE:EX; Ralph, Kerri GCPE:EX; Rosenberg, Kaitlyn GCPE:EX
Subject: RE: MO Request: Seismic Upgrade Requirements

Here is revised:

- There are no capacity targets for seismic upgrades.
- The 95% threshold is for large urban districts only, is a districtwide target, and applies only when looking for new schools or expansions. It is NOT a seismic target.
- We have discussions with districts to ensure we are not upgrading schools that may close. That's why we ask districts with declining enrolment to take a hard look and prioritize their seismic upgrades.
- The Richmond school district has a significant volume of surplus seats in many of their schools, and has indicated to the Ministry they are considering consolidating some schools,
- Since SD 38 have not yet completed a Long Range Facilities Plan, they have been unable to clearly identify priorities for seismic investment.
- However, as SD 38 finalizes their Long Range Facilities Plan, they will be well positioned to identify priorities schools for seismic mitigation investments.
- The Ministry is working with the SD 38 to build on the seismic mitigation projects already completed in Richmond.

- Completed seismic projects in SD 83:
 - 2009: Garden City Elementary (92% utilization rate)
 - 2011: Samuel Brighthouse Elementary (76% utilization rate)
 - 2007: Lord Byng Elementary (80% utilization rate)

Joyce, Sasha FIN:EX

From: Abbott, Kim EDUC:EX
Sent: Wednesday, July 13, 2016 1:37 PM
To: Morros, Jennifer EDUC:EX
Subject: FW: Capacity Utilization Rate Calculation - REEF Schools

This is my only record.

From: Mason, Shanna EDUC:EX
Sent: Thursday, June 23, 2016 12:37 PM
To: Abbott, Kim EDUC:EX
Cc: Mounteney, Renee EDUC:EX; Farkas, George EDUC:EX
Subject: Re: Capacity Utilization Rate Calculation - REEF Schools

The capital plan instructions are going out tomorrow. If they read them they will be clear on what programs we are accepting applications for and what is considered for each program.

Sent from my iPad

On Jun 23, 2016, at 12:03 PM, Abbott, Kim EDUC:EX <Kim.Abbott@gov.bc.ca> wrote:

s.13

From: Mason, Shanna EDUC:EX
Sent: Thursday, June 23, 2016 11:56 AM
To: Abbott, Kim EDUC:EX; Mounteney, Renee EDUC:EX
Cc: Farkas, George EDUC:EX; Mounteney, Renee EDUC:EX
Subject: Re: Capacity Utilization Rate Calculation - REEF Schools

Submissions for capital funding require appropriate supporting business cases. The only way these would be a problem is if they are request additional classroom space near these schools where they have space already. If they do that, we would not likely support their request.

Shouldn't be an issue for these schools unless some anomaly pops up.

Sent from my BlackBerry 10 smartphone on the TELUS network.

From: Abbott, Kim EDUC:EX
Sent: Thursday, June 23, 2016 11:44 AM
To: Mason, Shanna EDUC:EX; Mounteney, Renee EDUC:EX
Cc: Farkas, George EDUC:EX
Subject: Capacity Utilization Rate Calculation - REEF Schools

FYI – sector is asking for clarity on capacity utilization rate calculations. s.13
s.13

Kim Abbott | Executive Director
Sector Resourcing & Service Delivery Branch
Ministry of Education
250-896-3680 | Kim.Abbott@gov.bc.ca

Joyce, Sasha FIN:EX

From: Koolsbergen, Andrew EDUC:EX
Sent: Wednesday, June 15, 2016 2:17 PM
To: Robertson, Paige LASS:EX
Subject: French Classes

Hey Paige,

Just wanted to send you a heads up on this. Staff have confirmed French Immersion students are included in the 95% requirement for seismic.

Nowitzky - Richmond school closures

CKNW

Tuesday, June 14, 2016, 12:04

By CKNW-2

Copyright

Joyce, Sasha FIN:EX

From: Koolsbergen, Andrew EDUC:EX
Sent: Monday, June 20, 2016 3:16 PM
To: Keenan, Jason GCPE:EX; Bernier, Mike EDUC:EX; Holme, Matt EDUC:EX
Subject: RE: Draft statement for approval

One typo

From: Keenan, Jason GCPE:EX
Sent: Monday, June 20, 2016 3:13 PM
To: Bernier, Mike EDUC:EX; Holme, Matt EDUC:EX; Koolsbergen, Andrew EDUC:EX
Subject: Draft statement for approval

Education Minister statement on potential school closures in Vancouver

VICTORIA – Education Minister Mike Bernier released the following statement today in response to the Vancouver School Board’s announcement of its consultation and its list of 12 schools for potential closure in the 2017/18 school year.

“I understand parents’ concerns about the possibility of their child’s school closing. At the same time, amalgamating schools offers parents in Vancouver MORE not less. A fuller school is one that can offer more and better programs for students. It might mean access to sports and music programs that an under-capacity school just doesn’t have. The result is that resources go where they should be – into services for students, not in keeping empty classes open.

“Vancouver has reached this point because of one simple fact - since 2001 there has been a steady decline in the number of students in Vancouver. There are 10% fewer students in Vancouver – 6,500 less in fact. At the same time, record education funding in B.C. has boosted funds to Vancouver by 20%.”

“Every dollar spent keeping an empty seat open is a dollar that is not spent on teachers or on educating students. Last year, the Ernst and Young report tallied up the cost of keeping those empty seats open. That cost is \$37 million a year. Imagine the number of teachers that \$37 million could hire. Imagine the student services that could be provided.”

“It’s also important to note that the 95% capacity target in Vancouver is part of the MOU between the school district and the province signed by the VSB’s board chair. It is a goal – not a cut-off— as evidenced by a number of projects funded by the province. Just this year we announced two seismic projects -- Sir Sanford Fleming Elementary and Sir Charles Kingsford-Smith Elementary. As well the largest seismic upgrade in B.C. history is underway at Kitsilano Secondary school – with a price tag of \$57.8 million.”

“I am looking forward to working with the Vancouver School District as it finalizes its long term facilities plan. This plan is a road map forward so the district has more money for student services not empty seats, and together we can further advance seismic upgrade in schools that have a long-term future.”

Jason A Keenan

Communications Director

Ministry of Education

Government Communications and Public Engagement

Office: 250-356-8713 Mobile: 778-679-5546

Joyce, Sasha FIN:EX

From: Koolsbergen, Andrew EDUC:EX
Sent: Wednesday, June 15, 2016 2:17 PM
To: Travelbea, Jennifer EDUC:EX
Subject: RE: French Immersion Students

Thanks!

From: Travelbea, Jennifer EDUC:EX
Sent: Wednesday, June 15, 2016 2:00 PM
To: Koolsbergen, Andrew EDUC:EX
Subject: French Immersion Students

Hi Andrew,

Staff confirm French Immersion students are included in the 95% requirement for seismic.

JENNIFER TRAVELBEA
A/Executive Director, Strategic Planning & Executive Operations
Deputy Minister's Office | Ministry of Education
p: 250-952-7350 | m: 250-893-3251

Joyce, Sasha FIN:EX

From: Koolsbergen, Andrew EDUC:EX
Sent: Wednesday, June 8, 2016 11:22 AM
To: Cheung, Olivia LASS:EX
Cc: James, Ben LASS:EX
Subject: Re: Messages fro school closures

The previous messaging is still good. You can send it forward.

Let me know if you need anything else.

Sent from my BlackBerry 10 smartphone on the TELUS network.

From: Cheung, Olivia
Sent: Wednesday, June 8, 2016 11:11 AM
To: Koolsbergen, Andrew EDUC:EX
Cc: James, Ben LASS:EX
Subject: Messages fro school closures

Hi Andrew,

Please see attached the "News" pdf file. A group will protest at MLA John Yap's office on June 18 regarding school closure.

Do you have any advice if John should respond to the group on that day?

Previously you have sent me the 4 attached files for messages on this issue. Just wondering if there is any update or any other specific info. If not then I'll forward these files to MLA Yap's office.

Hope to hear from you soon.

Thanks & best,
Olivia

Olivia Cheung
Communications Officer
Government Caucus of British Columbia
Tel: 604-313-2864
Email: olivia.cheung@leg.bc.ca

From: "Koolsbergen, Andrew EDUC:EX" <Andrew.Koolsbergen@gov.bc.ca>
Date: Thursday, 26 May, 2016 10:07 AM
To: Communications <olivia.cheung@leg.bc.ca>
Subject: RE: Messages fro school closures

Hi Olivia,
I've attached a few House Notes to help with the meeting. It's important to note that the 95% number is across district and is a target for building new schools only and is not used for seismic upgrades unless it's in Vancouver, where an agreement states otherwise. The target is also only for large urban areas.
Let me know if you have any more questions.
Andrew

From: Cheung, Olivia [<mailto:Olivia.Cheung@leg.bc.ca>]
Sent: Thursday, May 26, 2016 9:58 AM
To: Koolsbergen, Andrew EDUC:EX
Subject: Messages fro school closures
Importance: High

Hi Andrew,
Minister Teresa Wat will be meeting some constituents/parents next Monday, and will talk about school closure in Richmond. We hope to get some messages from the Ministry.
Please find below the news for your information.
Thanks & best,
Olivia
Olivia Cheung
Communications Officer
Government Caucus of British Columbia
Tel: 604-313-2864
Email: olivia.cheung@leg.bc.ca
===

Families rail against government at school district events

Tablotney: Open house comments may steer closures call

Graeme Wood | Richmond News
May 25, 2016 02:01 PM

Copyright

- See more at: <http://www.richmond-news.com/news/families-rail-against-government-at-school-district-events-1.2263161#sthash.obe4soCd.dpuf>

From: "Chan, Trix K" <Trix.Chan@leg.bc.ca>

Date: Thursday, 26 May, 2016 8:57 AM

To: Communications <olivia.cheung@leg.bc.ca>

Subject: school closures

Hi Olivia,

Can I get some messagings on school closures? We are meeting some constituents/parents next Monday. Thanks.

Warm Regards,

Trix Chan

Constituency Assistant to Hon. Teresa Wat, MLA for Richmond Centre

Joyce, Sasha FIN:EX

From: Koolsbergen, Andrew EDUC:EX
Sent: Monday, June 20, 2016 8:37 AM
To: 'Lee, Richard'
Cc: Claus, Rachel LASS:EX; Begin, Robert G LASS:EX; Secord, Doug LASS:EX
Subject: RE: New submission from Contact Your Constituency

I've asked for the technical answers to the questions listed. Will get you the response when I receive the info.

Andrew

From: Lee, Richard [<mailto:Richard.Lee@leg.bc.ca>]
Sent: Sunday, June 19, 2016 12:48 AM
To: Koolsbergen, Andrew EDUC:EX
Cc: Claus, Rachel LASS:EX; Begin, Robert G LASS:EX; Secord, Doug LASS:EX
Subject: FW: New submission from Contact Your Constituency

Hi Andrew, maybe you can help. Thanks. Richard.

From: Lee.MLA, Richard
Sent: May 17, 2016 12:14 AM
To: Secord, Doug <Doug.Secord@leg.bc.ca>
Cc: Claus, Rachel <Rachel.Claus@leg.bc.ca>
Subject: FW: New submission from Contact Your Constituency

Hi Doug, can you get the information? Thanks. Richard.

From: S.22
Sent: May 16, 2016 8:45 PM
To: Lee.MLA, Richard <Richard.Lee.MLA@leg.bc.ca>
Subject: New submission from Contact Your Constituency

Name
S.22

Email
s.22
Riding
Burnaby North
Comments & Feedback
<p>I have question regarding the Ministry of Education.</p> <p>School Boards are now required, prior to release of seismic upgrading of schools, to demonstrate that schools are at 95% of capacity / enrollment. What was the process to come to this percentage? What is it based upon? Are records available to review the final rationale for this threshold?</p> <p>Thank you</p>

Joyce, Sasha FIN:EX

From: Koolsbergen, Andrew EDUC:EX
Sent: Monday, June 13, 2016 9:51 AM
To: Cummings, Derek SBRT:EX; Koolsbergen, Nick LASS:EX
Cc: Holme, Matt EDUC:EX; Petryshyn, Yarko SBRT:EX; Sales, Kiley LASS:EX
Subject: RE: quesnel

I've copied our lines on this below. This is what is used to respond to media on this issue.

There are no space utilization requirements for seismic upgrades.

The 95% threshold is for large urban districts only, is a districtwide target, and applies only when looking for new schools or major capital upgrades. It is NOT a seismic target.

We have discussions with districts to ensure we are not upgrading schools that may close. That's why we ask districts with declining enrolment to take a hard look and prioritize their seismic upgrades.

From: Cummings, Derek SBRT:EX
Sent: Monday, June 13, 2016 9:44 AM
To: Koolsbergen, Nick LASS:EX; Koolsbergen, Andrew EDUC:EX
Cc: Holme, Matt EDUC:EX; Petryshyn, Yarko SBRT:EX; Sales, Kiley LASS:EX
Subject: FW: quesnel

See below. Thanks

From: Oakes, Coralee [<mailto:C.Oakes@leg.bc.ca>]
Sent: Monday, June 13, 2016 9:39 AM
To: Cummings, Derek SBRT:EX; 'Holme, Matt CSCD:EX'
Subject: quesnel

Please note when I met with the trustees they said it was also about the requirement to meet 95% capacity for seismic upgrades. Can we dispel this myth as well.

A petition against planned school closures is circulating Richmond's school district and organizer Kim Nowitsky says she's already amassed 800 signatures from three elementary schools.

There is concern, she said, that only 10 schools have contacted her since distributing the petition nearly two weeks ago. The activist mom wants all schools to get involved.

"I think the parents of schools not on the (closure) list think that the closures won't affect them. But they're going to have to absorb other students and that means their facilities will be taxed. There will be less gym time and special rooms will be used up," noted Nowitsky.

Notably, in some closure scenarios, the school district has proposed portables at schools not on the list of closures.

The petition ends June 17 and Nowitsky is asking PAC members at all schools to sign it. She said parents can contact the PAC liaisons at their respective school.

The petition opposes the Ministry of Education's apparent order of closing schools to increase utilization rates (to 95 per cent) to receive funding for seismic and facility upgrades.

But, the Ministry told the Richmond News there is no such order that the district must meet 95 per cent capacity for seismic upgrades. That target is only specific to facility upgrades, such as new schools and expansions. However, the Ministry said it will consider capacity for seismic upgrades on a case by case basis.

A rally at Steveston MLA **John Yap**'s office is scheduled for Saturday, June 18 where the petition (also in Chinese) can be signed. A large crowd is expected, said Nowitsky

Coralee Oakes
Cariboo North, MLA
#401 410 Kinchant Street
Quesnel, BC V2J 7J5
Office: 250-991-0296
C.Oakes@leg.bc.ca

Joyce, Sasha FIN:EX

From: Koolsbergen, Andrew EDUC:EX
Sent: Tuesday, June 21, 2016 12:31 PM
To: Travelbea, Jennifer EDUC:EX
Cc: Holme, Matt EDUC:EX
Subject: RE: Questions

Awesome. Thanks!

From: Travelbea, Jennifer EDUC:EX
Sent: Tuesday, June 21, 2016 12:28 PM
To: Koolsbergen, Andrew EDUC:EX
Cc: Holme, Matt EDUC:EX
Subject: RE: Questions

Hi Andrew,

Please see below and let me know if you need anything further...

- There are no capacity targets for seismic upgrades.
- The 95% threshold is for large urban districts only, is a districtwide target, and applies only when looking for new schools or expansions. It is NOT a seismic target.
- We have had discussions with districts to ensure we are not upgrading schools that may close; hence why we ask districts with declining enrolment to take a hard look and prioritize their seismic upgrades.
- Seismic projects have been supported throughout the SD. Of the 13 schools that need seismic upgrading, 8 have been completed; 2 are underway; 2 are in business case development and one is remaining. These schools have a variety of utilizations as noted below.

Completed seismic projects in SD41:

- 2010 - Capitol Hill Elementary: Capacity Utilization = 69%
- 2010 - Douglas Road Elementary: Capacity Utilization = 102%
- 2010 - Edmonds Community: Capacity Utilization = 62%
- 2010 - Chaffey-Burke Elementary: Capacity Utilization = 99%
- 2010 - Brantford Elementary: Capacity Utilization = 224%

- 2011 - Cariboo Hill Secondary: Capacity Utilization = 57%
- 2011 - Gilmore Community Elementary: Capacity Utilization = 82%
- 2012 - Burnaby Central Secondary: Capacity Utilization = 106%

Underway

- Alpha Secondary School: Capacity Utilization = 95%
- Montecito Elementary: Capacity Utilization = 139%

Options and Business Case Development

- Stride Avenue Elementary: Capacity Utilization = 74%
- Burnaby North Secondary: Capacity Utilization = 90%

Future consideration:

- Armstrong Elementary: Capacity Utilization = 83%

From: Koolsbergen, Andrew EDUC:EX
Sent: Monday, June 20, 2016 11:29 AM
To: Travelbea, Jennifer EDUC:EX
Cc: Holme, Matt EDUC:EX
Subject: RE: Questions

Hey Jen,

Sorry for this, but could we change this to focus on Burnaby(41) instead of 38? Turns out that is where the request came from.

From: Travelbea, Jennifer EDUC:EX
Sent: Monday, June 20, 2016 11:23 AM
To: Koolsbergen, Andrew EDUC:EX
Cc: Holme, Matt EDUC:EX
Subject: RE: Questions

Hi Andrew,

In response...

- There are no capacity targets for seismic upgrades.

- The 95% threshold is for large urban districts only, is a districtwide target, and applies only when looking for new schools or expansions. It is NOT a seismic target.
- We have discussions with districts to ensure we are not upgrading schools that may close. That's why we ask districts with declining enrolment to take a hard look and prioritize their seismic upgrades.
- The Richmond school district has a significant volume of surplus seats in many of their schools, and has indicated to the Ministry they are considering consolidating some schools,
- Since SD 38 have not yet completed a Long Range Facilities Plan, they have been unable to clearly identify priorities for seismic investment.
- However, as SD 38 finalizes their Long Range Facilities Plan, they will be well positioned to identify priorities schools for seismic mitigation investments.
- The Ministry is working with the SD 38 to build on the seismic mitigation projects already completed in Richmond.
- Completed seismic projects in SD 83:
 - 2009: Garden City Elementary (92% utilization rate)
 - 2011: Samuel Brighthouse Elementary (76% utilization rate)
 - 2007: Lord Byng Elementary (80% utilization rate)

From: Koolsbergen, Andrew EDUC:EX
Sent: Monday, June 20, 2016 8:38 AM
To: Travelbea, Jennifer EDUC:EX
Cc: Holme, Matt EDUC:EX
Subject: Questions

Hey Jen,

Could you get me the technical response to the following questions?

School Boards are now required, prior to release of seismic upgrading of schools, to demonstrate that schools are at 95% of capacity / enrollment. What was the process to come to this percentage? What is it based upon? Are records available to review the final rationale for this threshold?

Joyce, Sasha FIN:EX

From: Koolsbergen, Andrew EDUC:EX
Sent: Monday, June 13, 2016 11:06 AM
To: XT:Reid, L LP:IN
Subject: RE: Strong Start

Good Morning,

Minister Bernier asked me to follow up on some questions you had regarding space utilization and StrongStartBC programs.

I spoke with the Ministry and technically the StrongStart BC programs do not count in the percentage utilization. The School Act defines an educational program as one for children of “school age”, and space is assigned based on educational use.

This year we have had 12 StrongStart BC relocation requests, which are often because the space is required for “educational” purposes.

It is important to note that there are no space utilization requirements for seismic upgrades however.

The 95% threshold is for large urban districts only, is a districtwide target, and applies only when looking for new schools or major capital upgrades. It is not a seismic target.

Please let me know if you have any further questions. Would be happy to track down the answers.

Andrew

From: Bernier, Mike [<mailto:M.Bernier@leg.bc.ca>]
Sent: Friday, June 10, 2016 3:01 PM
To: XT:Reid, L LP:IN; Koolsbergen, Andrew EDUC:EX
Subject: Re: Strong Start

Hi Andrew.

Please run this to staff to get answers for MLA Reid.

Thanks

Mike

On Jun 10, 2016, at 1:48 PM, Reid, Linda <L.Reid@leg.bc.ca> wrote:

Thanks Mike. At our school district mtg this morning the district said they had to exclude the Strong Start classrooms from the percentage reporting? Not a useful message for us. Did they misunderstand? Linda Reid

Sent from my BlackBerry 10 smartphone on the TELUS network.

From: Bernier, Mike
Sent: Friday, June 10, 2016 1:08 PM
To: Reid, Linda
Cc: Koolsbergen, Andrew EDUC:EX
Subject: Re: Strong Start

Hi Linda.

Absolutely they are important.

But. 95% is for growing areas asking for new schools. It really has nothing to do with seismic investment or school closures. Contrary to what some people and media are reporting. I can get you more information if you want through my office.

Mike

Sent from my iPhone

On Jun 10, 2016, at 10:34 AM, Reid, Linda <L.Reid@leg.bc.ca> wrote:

Please confirm that the Strong Start space in our elementary schools is included in the calculation of 95 percent occupancy. I opened many of those programs around the province as Minister. We assured those schools that the programs were unbelievably important to government. Linda Reid
Sent from my BlackBerry 10 smartphone on the TELUS network.

Joyce, Sasha FIN:EX

From: Koolsbergen, Andrew EDUC:EX
Sent: Monday, June 20, 2016 2:22 PM
To: Grewal, Simrath LASS:EX
Cc: Holme, Matt EDUC:EX
Subject: RE: VSB Messaging

VSB NR

<http://www.vsb.bc.ca/district-news/vsb-and-provincial-government-sign-agreement-speed-pace-school-seismic-upgrades>

MOU pdf

http://www.vsb.bc.ca/sites/default/files/14Sept17_op_comml item5.pdf

From: Grewal, Simrath [mailto:Simrath.Grewal@leg.bc.ca]
Sent: Monday, June 20, 2016 2:19 PM
To: Koolsbergen, Andrew EDUC:EX
Cc: Holme, Matt EDUC:EX
Subject: Re: VSB Messaging

Thanks. Is there a link to or copy of the MOU that Bacchus signed?

Also, I think it may be a good idea if there is a statement from the Minister regarding VSB this afternoon that it also be posted to Facebook and Twitter.

From: Koolsbergen, Andrew EDUC:EX <Andrew.Koolsbergen@gov.bc.ca>
Sent: June 20, 2016 2:12 PM
To: Grewal, Simrath
Cc: Holme, Matt EDUC:EX
Subject: RE: VSB Messaging

Messaging below.

"Schools aren't closing because of a lack of funding. Schools are closing because of a lack of students. Since 2001 enrolment has dropped by more than 10% in Vancouver -- by 6,200 students. At the same time funding has gone up more than 20%. As well with our May 31 announcement that districts would be able to redirect Administrative Savings to front-line education services -- this coming school year and moving forward. In Vancouver this provided \$2,251,318."

"We're investing a record \$5.1 billion in public education this year. Annual education funding is \$1.2 billion higher than it was in 2000/01 - a 32% increase."

"Vancouver needs to ensure every possible dollar goes to students, not empty seats or buildings. Addressing its empty seats could save the district up to \$37 million a year -- money that could provide a lot of programs for students. Students can reap the benefits of small, almost empty schools being amalgamated -- because higher numbers means more high-quality and specialized programs are available."

"It is important to note that the 95% capacity target in Vancouver is part of the MOU between the school district and the province signed by then board chair Patty Bacchus. It is a goal -- not a cut-off as evidenced by the fact that the province has announced two multi-million dollar seismic upgrades in Vancouver this year -- Sir Sanford Fleming and Sir Charles Kingsford Smith schools. Both are below 95% capacity -- as is the entire VSB."

From: Grewal, Simrath [<mailto:Simrath.Grewal@leg.bc.ca>]

Sent: Monday, June 20, 2016 1:58 PM

To: Koolsbergen, Andrew EDUC:EX

Subject: VSB Messaging

Hi Andrew,

I was wondering if you could send me any messaging or facts you have regarding funding and enrollment for VSB?

Thanks,

Simrath Grewal

Communications Officer | BC Government Caucus

Cell: (778) 984 - 2415

Joyce, Sasha FIN:EX

From: Mills, Shane PREM:EX
Sent: Monday, June 20, 2016 9:14 AM
To: Holme, Matt EDUC:EX
Cc: Koolsbergen, Andrew EDUC:EX; Chin, Ben PREM:EX; Gordon, Matt GCPE:EX
Subject: FW: Global News: BC 1: Bernier/Dix - school closures

Hey Matt

Just to confirm plan for today – correcting misinformation as needed (specifically around 95 per cent) and then respond actively after the list is released.

Thanks
Shane

From: tno@gov.bc.ca [mailto:tno@gov.bc.ca]
Sent: Monday, June 20, 2016 9:07 AM
Subject: Global News: BC 1: Bernier/Dix - school closures

Global News: BC 1 (Vancouver)

20-Jun-2016 09:00

Copyright

Joyce, Sasha FIN:EX

From: Holme, Matt EDUC:EX
Sent: Thursday, June 16, 2016 9:08 AM
To: Byng, Dave A EDUC:EX
Cc: Travelbea, Jennifer EDUC:EX; Koolsbergen, Andrew EDUC:EX
Subject: FW: Richmond phone call with the Minister
Attachments: Shanna Mason letter 1.docx; Elwood SMP Clarification Draft.docx

Dave,
I believe you spoke to Sherri Elwood yesterday? If so, was this topic covered?
She asked for a call with the minister today, who is tied up on his tour of Fraser Valley schools. If this topic was covered off and the situation resolved, my thought is there might not be a need for a call between the superintendent and the minister.
If you could let me know that would be great.
Thanks,
Matt

From: Mason, Shanna EDUC:EX
Sent: Wednesday, June 15, 2016 12:39 PM
To: Holme, Matt EDUC:EX; Byng, Dave A EDUC:EX
Cc: Mounteney, Renee EDUC:EX; Travelbea, Jennifer EDUC:EX; Walker, Brenda MK EDUC:EX
Subject: RE: Richmond phone call with the Minister

Hi Matt,

Thank you for sharing.

Couple clarifications, our operations staff did not speak to media but provided information to GCPE so they could respond to a media inquiry.

Also, I have been engaging with Sherry since Monday on how to develop a response letter that would be helpful. Below are our emails back and forth which indicate I have been seeking her input, interpreted our engagement on this as positive and heading in a direction that will be helpful to her.

I have attached the draft letter which came back from her and the latest version, which tried to address her input and was to be discussed with Dave this morning and finalized, but other priorities took our attention.

From: Mason, Shanna EDUC:EX
Sent: Tuesday, June 14, 2016 5:58 PM
To: Sherry Elwood
Subject: Re: REvised Letter

Hi Sherry,

Our 16/17 will include details. I'll clarify that it is since 08/09 I am referring to. Thanks for the feedback.

Sent from my BlackBerry 10 smartphone on the TELUS network.

From: Sherry Elwood
Sent: Tuesday, June 14, 2016 4:55 PM
To: Mason, Shanna EDUC:EX
Subject: Re: REvised Letter

Shanna, I think that this is the final version that you are waiting to see if you can address to the Board...is that correct? If so....I was actually asking that the words "Since that time " be removed and that the paragraph would start with "The Ministry's Capital Plan instructions for 2016/17 will not include..... my suggestion is based on the "Since then" reference isn't clear in what it refers to and infers a gap of information on the part of the Ministry (I was trying to help :)) also if left as start of the paragraph it does not clearly connect the idea that there will be new Instructions for 2016/17 to anything that occurs in the letter in the preceding paragraphsit doesn't read well..

Thanks for all your help
Sherry

From: Mason, Shanna EDUC:EX <Shanna.Mason@gov.bc.ca>
Sent: June 14, 2016 12:09 PM
To: Sherry Elwood
Subject: REvised Letter

Hi Sherry,

Here is the revised draft letter. I am confirming if I can send the letter to your Board as it isn't typical within the Capital Division.

I'll get back to you shortly.

From: Sherry Elwood [<mailto:selwood@sd38.bc.ca>]
Sent: Tuesday, June 14, 2016 9:25 AM
To: Mason, Shanna EDUC:EX
Subject: Letter

Shanna,

My only suggestion is outlined in yellow.....I am hoping that you would remove the "Since that time " and replace it as worded.....

I also think that your suggestion about supporting the two seismic projects would be best served if it is part of the last paragraph.....and please change my name to Sherry :)thanks for that

Can you let me know that you receive this email.....on top of everything else going on in Richmond....we are in the midst of switching email platforms and it is not going well :)

Thanks again
Sherry

Shanna Mason

Assistant Deputy Minister
Planning & Major Projects
Ministry of Education
Shanna.mason@gov.bc.ca
250-356-6750

From: Holme, Matt EDUC:EX
Sent: Wednesday, June 15, 2016 11:35 AM
To: Byng, Dave A EDUC:EX; Mason, Shanna EDUC:EX
Subject: Fw: Richmond phone call with the Minister

FYI

Sent from my BlackBerry 10 smartphone on the TELUS network.

From: Holme, Matt EDUC:EX <Matt.Holme@gov.bc.ca>
Sent: Wednesday, June 15, 2016 11:16 AM
To: Sherry Elwood
Cc: O'Connor-Dixon, Lara EDUC:EX
Subject: Re: Richmond phone call with the Minister

Thanks Sherri. We will look at the minister's calendar and let you know.

Sent from my BlackBerry 10 smartphone on the TELUS network.

From: Sherry Elwood
Sent: Wednesday, June 15, 2016 11:07 AM
To: Holme, Matt EDUC:EX
Subject: Richmond phone call with the Minister

Thanks Matt for taking my call.....the Board of Education has directed the Board Chair to have a conversation with the Minister regarding the change 95% utilization of capacity that has been required by the Ministry. Recently, Capital planning staff spoke to the media saying that this expectation does not exist.....this has created a threat of legal challenge to the District's school closure process from parents and has created a serious crisis for the Board.

The Superintendent is working with Shanna Mason to get clarification, however there continues to be problems in that there appears to be a difference in what districts across the province believe is and has been required and what the Capital planning staff have communicated.....

The Board is asking for clarification that recognizes that Richmond has been caught in what was the expectation and what may be a change.....to date....there has been no formal signaling of the change from the Ministry....

Debbie Tabotney, the Board Chair and Sherry Elwood, Superintendent would be on the call....

Thank you for your assistance
Sherry



June 15, 2016

Ref:

Sherry Elwood, Superintendent
Board of Education
School District No. 38 (Richmond)
Email: selwood@sd38.bc.ca

Dear Ms. Elwood:

I write in response to your request for clarity regarding the Ministry's policy for qualifying for seismic mitigation funding under our Capital Program. As we have received this question from other school districts and members of the public, we will include clarification in our 2016/2017 Capital Plan Instructions due for release this month.

Firstly, I want to commend you and your staff for your hard work updating your Long Range Facilities Plan. As you know, establishing a facilities plan that clearly identifies the current enrollment and capacity of schools, identifies where student enrollment is increasing or decreasing over time, defines the type and level of required programming, considers the age and condition of the schools and identifying efficiencies to eliminate excess operating and capital costs ensures the maximum amount of educational funding is directed toward programming and instruction. I understand the importance of the work being undertaken by you and your staff and agree it is critical to informing which schools are of greatest priority for seismic mitigation within Richmond.

To this end, approval of funding for capital projects, including seismic mitigation, requires school districts first take steps to address capital needs through means within their control. This includes, utilizing available classroom space across the district to reduce or eliminate the need for capital funding. This can be accomplished through changes to catchment areas, grade reconfigurations, program offering adjustments and/or school consolidation and closures. As seismic improvements can cost tens of millions of dollars, it is critical we ensure funding is directed to schools that will continue to be required to support enrollment for many years to come.

In regards to the lack of clarity on the Ministry's policy for qualifying for seismic mitigation funding, from 2003/2004 through to 2008/2009, the Ministry included "Capacity Utilization Thresholds" within our Annual Capital Plan Instructions. The Capacity Utilization Thresholds apply to qualifying for "New" space. New space includes adding land, classrooms or whole schools to the school asset inventory that does not currently exist.

The policy on utilization is outlined on page 6, **Section 3(b) Capacity Utilization Thresholds**, of our 2008/2009 Capital Plan Instructions where it states "*A minimum threshold has been established by the Ministry for the capacity utilization at the school district level before any school district is eligible for new space.*" A utilization table is also included based on the size of the school district.

Ministry of

Education

Capital Division Mailing Address:

PO Box 9151 Stn Prov Govt

Victoria BC V8W 9H1

5th Floor, 620 Superior St

Victoria BC V8V 1V2

Location:

.../2

As some seismic mitigation projects result in replacing the existing school with a “new school”, the policy has led to some confusion. However, page 7 of the 2008/2009 Capital Plan Instructions, **Section 3(c) Replacement and Rejuvenation**, is applicable in the case of seismic mitigation through replacement. In this clause it states, “*Replacement or rejuvenation of a school will not be supported if adequate space is available at nearby schools to accommodate its current student enrollment and it will not be required for future growth.*” In this case, no specific utilization threshold requirements are set but the Ministry does require the effective utilization of available alternate space before investment will be considered.

Also, the 2008/2009 Capital Plan Instructions page 7 includes **Section 3(d) School Consolidation** which states, “*School Districts experiencing continued declining or shifting enrollment may wish to reduce the inefficient use of school facilities through consolidation to fewer locations. The Ministry will consider renovation or, in special circumstances, addition requests that are supported by a comprehensive business case evaluation that confirms the optimal utilization of schools in consideration of their age, building condition, capacity, and location.*”

In 2009/2010, the Ministry implemented the requirement for School District to provide Project Identification Reports (PIRs) when requesting capital funding for all projects. PIRs require assessment and demonstration of capital investment needs, including an assessment of current and future enrollment within the School District and neighbouring schools. From 2010 onward, utilization thresholds for qualifying for new school space were no longer prescribed within the annual Capital Plan Instructions but used as a guideline to assess optimization of available space. This approach allows greater flexibility in determining what is reasonable given the unique enrollment trends and practical realities within some School Districts and was applied with the recent funding approval to add classroom space to Henry Anderson Elementary.

For urban School Districts with low overall growth and shifting enrollment, optimizing utilization of available space before funding new space is aligned with best practices in asset management.

As the Richmond School District finalizes their Long Range Facilities Plan, optimizes available space, and establishes seismic priorities, I am confident that we will be able to accelerate seismic mitigation of high risk schools. In fact, our May 23, 2016, Capital Plan Response letter requests submission of the Project Definition Reports for the seismic mitigation of William Cook Elementary and Hugh Boyd Secondary by September 30, 2016 in order to enable a funding decision in fiscal 16/17.

Should you wish to review the documents referenced they can be located at:

<http://www2.gov.bc.ca/gov/content/education-training/administration/resource-management/capital-planning/resources-archive/capital-planning-documentation>.

Please do not hesitate to call if you have any further comments or questions.

Sincerely,

Shanna Mason
Assistant Deputy Minister



June 13th, 2016

Ref: xxxxx

Shelly Elwood
Superintendent
Richmond School District (SD38)

Dear Ms. Elwood:

I write in response to your request for clarity regarding the Ministry's policy for qualifying for seismic mitigation funding under our Capital Program. As we have received this question from other school districts and members of the public, we will include clarification in our 2016/2017 Capital Plan Instructions due for release this month.

Firstly, I want to commend you and your staff for your hard work updating your Long Range Facilities Planning. As you know, establishing a facilities plan that clearly identifies the current enrollment and capacity of schools, identifies where student enrollment is increasing or decreasing over time, defines the type and level of required programming, considers the age and condition of the schools and identifying efficiencies to eliminate excess operating and capital costs ensures the maximum amount of educational funding is directed toward programming and instruction. I understand the importance of the work being undertaken by you and your staff and agree it is critical to informing which schools are of greatest priority for seismic mitigation within Richmond.

To this end, approval of funding for capital projects, including seismic mitigation, requires School Districts first take steps to address capital needs through means within their control. This includes, utilizing available classroom space across the district to reduce or eliminate the need for capital funding. This can be accomplished through changes to catchment areas, grade reconfigurations, program offering adjustments and/or school consolidation and closures. As seismic improvements can cost tens of millions of dollars, it is critical we ensure funding is directed to schools that will continue to be required to support enrollment for many years to come.

In regards to the lack of clarity on the Ministry's policy for qualifying for seismic mitigation funding, from 2003/2004 through to 2008/2009, the Ministry included "Capacity Utilization Thresholds" within our Annual Capital Plan Instructions. The Capacity Utilization Thresholds

**Ministry of
Education** Capital Delivery

Planning and Major Projects Division Mailing Address:
PO Box 9151 Stn Prov Govt

Victoria BC V8W 9H1 Location:
5th Floor, 620 Superior St
Victoria BC V8V 1V2

apply to qualifying for “New” space. New space includes adding land, classrooms or whole schools to the asset inventory that does not currently exist.

The policy on utilization is outlined on page 6 **Section 3(b) Capacity Utilization Thresholds** of our 2008/2009 Capital Plan Instruction where it states “*A minimum threshold has been established by the Ministry for the capacity utilization at the school district level before any school district is eligible for new space.*”

As some seismic mitigation projects result in replacing the existing school with a “new school”, the policy has led to some confusion. However, page 7 of the 2008/2009 Capital Plan Instructions, **Section 3(c) Replacement and Rejuvenation**, is applicable in the case of seismic mitigation through replacement. In this clause it states, “*Replacement or rejuvenation of a school will not be supported if adequate space is available at nearby schools to accommodate its current student enrollment and it will not be required for future growth.*” In this case, no specific utilization threshold requirements are set but the Ministry does require the effective utilization of available alternate space before investment will be considered.

Also, the 2008/2009 Capital Plan Instruction page 7 includes **Section 3(d) School Consolidation** which states, “*School Districts experiencing continued declining or shifting enrollment may wish to reduce the inefficient use of school facilities through consolidation to fewer locations. The Ministry will consider renovation or, in special circumstances, addition requests that are supported by a comprehensive business case evaluation that confirms the optimal utilization of schools in consideration of their age, building condition, capacity, and location.*”

Since this time, The Ministry’s Annual Capital Plan Instructions for 2016/17 will not include specific reference to utilization targets for new space to allow for greater consideration of the unique circumstances affecting current and future enrollment on a school by school basis; as evidenced by the recently approved classroom addition to Henry Anderson Elementary. However, the principles of optimizing available space as a first step in addressing needs for capital investment remains a best practice applied during the development of business cases.

As the Richmond School District finalizes their Long Range Facilities Plan and consolidate space to make the best use of available space, I am confident that we will be able to support the seismic priorities identified by the School District and advance progress addressing seismic risks. I appreciate your work in this regard.

Should you wish to review the document referenced they can be located at <http://www2.gov.bc.ca/gov/content/education-training/administration/resource-management/capital-planning/resources-archive/capital-planning-documentation>. Please do not hesitate to call if you have any further comments or questions.

Joyce, Sasha FIN:EX

From: Keenan, Jason GCPE:EX
Sent: Wednesday, June 22, 2016 3:35 PM
To: Bernier, Mike EDUC:EX; Koolsbergen, Andrew EDUC:EX; Holme, Matt EDUC:EX
Subject: NR - Seismic upgrades clarification
Attachments: NR - Seismic upgrades clarification.docx

Minister

Here is my first cut of a release around clarifying seismic for Vancouver and Richmond.

If you want we can take it down and make it a simple fact sheet – without any of the quote statements.

Jason

Education Minister addresses misinformation about seismic upgrades

VANCOUVER – Parents are being misled regarding seismic upgrades in Vancouver and Richmond, Education Minister Mike Bernier said today.

“As a parent, I share the same goals as parents – seeing schools seismically upgraded as quickly as possible, and seeing the maximum number of taxpayer dollars supporting the education of students,” Bernier said. “Unfortunately the Vancouver School Board’s main focus seems to be on defending its squandering of \$37 million a year on empty seats rather than students.”

There are 6,500 fewer students in Vancouver today than there were in 2001 – a drop of more than 10 per cent. At the same time provincial funding flowing into Vancouver has risen by 20%. And money for seismic upgrades has continued to go to Vancouver.

“The biggest challenge facing the Vancouver School Board isn’t a formula and it isn’t funding – it has been a chronic failure to act. The VSB is in a crisis because for years the board has short-changed students and chosen to put empty classrooms ahead of students,” Bernier said. “What upsets me is that it is the students who pay the price for the board short-changing student services in order to protect empty seats.”

Bernier also said the hyperbole around capacity rates – especially VSB’s instance there is a 95% target that must be met -- has been misleading.

“The board is well aware that the capacity target for seismic upgrades in the MOU they signed in 2014 is a goal to be worked toward – not a cut-off. We’ve made that clear by announcing a pair of seismic projects this year while the district capacity sits at 85 per cent – well below the MOU goal,” Bernier added.

The province has financially supported two seismic upgrades in Vancouver since the MOU was signed:

- Sir Sandford Fleming Elementary, a \$25.9 million seismic replacement
- Sir Charles Kingsford-Smith Elementary, a \$11.6 million seismic upgrade

In addition, a number of seismic projects are currently under construction despite the large number of empty seats across the Vancouver School District:

- Lord Nelson Elementary, \$18 million seismic replacement
- Lord Strathcona Elementary, \$25.6 million seismic upgrade
- L'Ecole Bilingue Elementary, \$15.2 million seismic replacement
- General Gordon Elementary, \$14.7 million seismic replacement
- Kitsilano Secondary school, \$57.8 million seismic upgrade and replacement – the largest school seismic project in B.C. history

Bernier said other districts across B.C. have moved forward and gotten rid of empty seats – and focussed their budgets on education services. Districts like Greater Victoria followed up school closures with the opening of new schools like Oak Bay Secondary. In North Vancouver they have almost completed their seismic upgrade program.

Bernier also clarified that there are no specific targets for Richmond to get going on seismic upgrades. Instead, the Ministry is waiting for a long-term facilities plan from Richmond that will clearly identify their seismic priorities that lines up with schools slated to remain open. Enrolment has dropped by more than 11% in Richmond -- by 2,658 students. At the same time funding has gone up just shy of 20%.

Since 2001 the province has invested more than \$1.12 billion to complete 153 high risk seismic projects across B.C.

“I’m disappointed that misinformation has impacted so many parents – and muddied the waters on how we can move forward on our key task – supporting students over empty seats,” Bernier said. “I also want to add that I look forward to the VSB tabling its legally required balanced budget by the end of the month.”

NEWS RELEASE

For Immediate Release
[release number]
Month xx, 2015

Ministry of Education

Education Minister addresses misinformation about seismic upgrades

VANCOUVER – Parents are being misled regarding seismic upgrades in Vancouver and Richmond, Education Minister Mike Bernier said today.

“As a parent, I share the same goals as parents – seeing schools seismically upgraded as quickly as possible, and seeing the maximum number of taxpayer dollars supporting the education of students,” Bernier said. “Unfortunately the Vancouver School Board’s main focus seems to be on defending its squandering of \$37 million a year on empty seats rather than students.”

There are 6,500 fewer students in Vancouver today than there were in 2001 – a drop of more than 10 per cent. At the same time provincial funding flowing into Vancouver has risen by 20%. And money for seismic upgrades has continued to go to Vancouver.

“The biggest challenge facing the Vancouver School Board isn’t a formula and it isn’t funding – it has been a chronic failure to act. The VSB is in a crisis because for years the board has short-changed students and chosen to put empty classrooms ahead of students,” Bernier said. “What upsets me is that it is the students who pay the price for the board short-changing student services in order to protect empty seats.”

Bernier also said the hyperbole around capacity rates – especially VSB’s instance there is a 95% target that must be met -- has been misleading.

“The board is well aware that the capacity target for seismic upgrades in the MOU they signed in 2014 is a goal to be worked toward – not a cut-off. We’ve made that clear by announcing a pair of seismic projects this year while the district capacity sits at 85 per cent – well below the MOU goal,” Bernier added.

The province has financially supported two seismic upgrades in Vancouver since the MOU was signed:

- Sir Sandford Fleming Elementary, a \$25.9 million seismic replacement
- Sir Charles Kingsford-Smith Elementary, a \$11.6 million seismic upgrade

In addition, a number of seismic projects are currently under construction despite the large number of empty seats across the Vancouver School District:

- Lord Nelson Elementary, \$18 million seismic replacement
- Lord Strathcona Elementary, \$25.6 million seismic upgrade
- L’Ecole Bilingue Elementary, \$15.2 million seismic replacement
- General Gordon Elementary, \$14.7 million seismic replacement

- Kitsilano Secondary school, \$57.8 million seismic upgrade and replacement – the largest school seismic project in B.C. history

Bernier said other districts across B.C. have moved forward and gotten rid of empty seats – and focussed their budgets on education services. Districts like Greater Victoria followed up school closures with the opening of new schools like Oak Bay Secondary. In North Vancouver they have almost completed their seismic upgrade program.

Bernier also clarified that there are no specific targets for Richmond to get going on seismic upgrades. Instead, the Ministry is waiting for a long-term facilities plan from Richmond that will clearly identify their seismic priorities that lines up with schools slated to remain open. Enrolment has dropped by more than 11% in Richmond -- by 2,658 students. At the same time funding has gone up just shy of 20%.

Since 2001 the province has invested more than \$1.12 billion to complete 153 high risk seismic projects across B.C.

“I’m disappointed that misinformation has impacted so many parents – and muddied the waters on how we can move forward on our key task – supporting students over empty seats,” Bernier said. “I also want to add that I look forward to the VSB tabling its legally required balanced budget by the end of the month.”

Contact: Government Communications and Public Engagement
Ministry of Education
250 356-5963

Connect with the Province of B.C. at: www.gov.bc.ca/connect

Joyce, Sasha FIN:EX

From: Holme, Matt EDUC:EX
Sent: Tuesday, June 21, 2016 7:10 AM
To: Gordon, Matt GCPE:EX; Mills, Shane PREM:EX
Cc: Koolsbergen, Andrew EDUC:EX
Subject: Re: CKNW: Smyth - VSB school closures

As long as one of the Matts is on it. :)

Sent from my BlackBerry 10 smartphone on the TELUS network.

From: Gordon, Matt GCPE:EX
Sent: Tuesday, June 21, 2016 6:53 AM
To: Mills, Shane PREM:EX
Cc: Holme, Matt EDUC:EX; Koolsbergen, Andrew EDUC:EX
Subject: Re: CKNW: Smyth - VSB school closures

On it

Matt Gordon
Assistant Deputy Minister
Corporate Priorities & Communications Operations
Government of British Columbia
250 896.4923 mobile

Sent from my iPhone

On Jun 21, 2016, at 6:51 AM, Mills, Shane PREM:EX <Shane.Mills@gov.bc.ca> wrote:

Hey Matt
Can Jason connect with Mike Smyth and explain the 95 per cent rule?
Thanks
Shane

From: tno@gov.bc.ca [<mailto:tno@gov.bc.ca>]
Sent: Tuesday, June 21, 2016 6:45 AM
Subject: CKNW: Smyth - VSB school closures

CKNW (Vancouver)
CKNW View From Victoria
21-Jun-2016 06:41

Copyright

Joyce, Sasha FIN:EX

From: Holme, Matt EDUC:EX
Sent: Thursday, June 16, 2016 5:29 PM
To: Sherry Elwood
Cc: David Sadler
Subject: Re: Just connecting ...

He is not speaking on TV nor doing media on this before Monday. Not sure where CBC got that from. Feel free to call me to discuss.

Sent from my BlackBerry 10 smartphone on the TELUS network.

From: Sherry Elwood
Sent: Thursday, June 16, 2016 4:35 PM
To: Holme, Matt EDUC:EX
Cc: David Sadler
Subject: Just connecting ...

Matt, thanks for letting us know to connect with Dave Byng on Monday,,,,we will do that.....just wanted to connect about a comment from CBC that the Minister will be speaking on TV about the rally in Richmond.....as this is connected to the 95% issuewould it make sense to let the Minister know what the District and the Ministry Capital folks have said in writing ??(we are both on the same page)if so, we can get you that info before the Minister is interviewed..

I have copied David Sadler who can get that info for you
Cheers
Sherry

Joyce, Sasha FIN:EX

From: Mills, Shane PREM:EX
Sent: Wednesday, June 22, 2016 3:45 PM
To: Holme, Matt EDUC:EX; Chin, Ben PREM:EX
Cc: Koolsbergen, Andrew EDUC:EX
Subject: Re: NR - Seismic upgrades clarification

Wonder if straight fact sheet would be most effective, also would be good to reference VSB q and a which is clear it's district wide target.

Sent from my Samsung Galaxy smartphone.

----- Original message -----

From: "Holme, Matt EDUC:EX"
Date: 06-22-2016 3:42 PM (GMT-08:00)
To: "Chin, Ben PREM:EX" , "Mills, Shane PREM:EX"
Cc: "Koolsbergen, Andrew EDUC:EX"
Subject: FW: NR - Seismic upgrades clarification

FYI – just draft at this point. MMB yet to approve.

From: Keenan, Jason GCPE:EX
Sent: Wednesday, June 22, 2016 3:35 PM
To: Bernier, Mike EDUC:EX; Koolsbergen, Andrew EDUC:EX; Holme, Matt EDUC:EX
Subject: NR - Seismic upgrades clarification

Minister

Here is my first cut of a release around clarifying seismic for Vancouver and Richmond.

If you want we can take it down and make it a simple fact sheet – without any of the quote statements.

Jason

Education Minister addresses misinformation about seismic upgrades

VANCOUVER – Parents are being misled regarding seismic upgrades in Vancouver and Richmond, Education Minister Mike Bernier said today.

“As a parent, I share the same goals as parents – seeing schools seismically upgraded as quickly as possible, and seeing the maximum number of taxpayer dollars supporting the education of students,” Bernier said. “Unfortunately the Vancouver School Board’s main focus seems to be on defending its squandering of \$37 million a year on empty seats rather than students.”

There are 6,500 fewer students in Vancouver today than there were in 2001 – a drop of more than 10 per cent. At the same time provincial funding flowing into Vancouver has risen by 20%. And money for seismic upgrades has continued to go to Vancouver.

“The biggest challenge facing the Vancouver School Board isn’t a formula and it isn’t funding – it has been a chronic failure to act. The VSB is in a crisis because for years the board has short-changed students and chosen to put empty classrooms ahead of students,” Bernier said. “What upsets me is that it is the students who pay the price for the board short-changing student services in order to protect empty seats.”

Bernier also said the hyperbole around capacity rates – especially VSB’s instance there is a 95% target that must be met -- has been misleading.

“The board is well aware that the capacity target for seismic upgrades in the MOU they signed in 2014 is a goal to be worked toward – not a cut-off. We’ve made that clear by announcing a pair of seismic projects this year while the district capacity sits at 85 per cent – well below the MOU goal,” Bernier added.

The province has financially supported two seismic upgrades in Vancouver since the MOU was signed:

- Sir Sandford Fleming Elementary, a \$25.9 million seismic replacement
- Sir Charles Kingsford-Smith Elementary, a \$11.6 million seismic upgrade

In addition, a number of seismic projects are currently under construction despite the large number of empty seats across the Vancouver School District:

- Lord Nelson Elementary, \$18 million seismic replacement
- Lord Strathcona Elementary, \$25.6 million seismic upgrade
- L’Ecole Bilingue Elementary, \$15.2 million seismic replacement
- General Gordon Elementary, \$14.7 million seismic replacement
- Kitsilano Secondary school, \$57.8 million seismic upgrade and replacement – the largest school seismic project in B.C. history

Bernier said other districts across B.C. have moved forward and gotten rid of empty seats – and focussed their budgets on education services. Districts like Greater Victoria followed up school closures with the opening of new schools like Oak Bay Secondary. In North Vancouver they have almost completed their seismic upgrade program.

Bernier also clarified that there are no specific targets for Richmond to get going on seismic upgrades. Instead, the Ministry is waiting for a long-term facilities plan from Richmond that will clearly identify their seismic priorities that lines up with schools slated to remain open. Enrolment has dropped by more than 11% in Richmond -- by 2,658 students. At the same time funding has gone up just shy of 20%.

Since 2001 the province has invested more than \$1.12 billion to complete 153 high risk seismic projects across B.C.

“I’m disappointed that misinformation has impacted so many parents – and muddied the waters on how we can move forward on our key task – supporting students over empty seats,” Bernier said. “I also want to add that I look forward to the VSB tabling its legally required balanced budget by the end of the month.”

From: Keenan, Jason GCPE:EX
Sent: Wednesday, June 22, 2016 3:57 PM
To: Bernier, Mike EDUC:EX; Koolsbergen, Andrew EDUC:EX; Holme, Matt EDUC:EX
Subject: RE: NR - Seismic upgrades clarification

Slight revision from Shane – getting the 95 is district wide not school target.

Education Minister addresses misinformation about seismic upgrades

VANCOUVER – Parents are being misled regarding seismic upgrades in Vancouver and Richmond, Education Minister Mike Bernier said today.

“As a parent, I share the same goals as parents – seeing schools seismically upgraded as quickly as possible, and seeing the maximum number of taxpayer dollars supporting the education of students,” Bernier said. “Unfortunately the Vancouver School Board’s main focus seems to be on defending its squandering of \$37 million a year on empty seats rather than students.”

There are 6,500 fewer students in Vancouver today than there were in 2001 – a drop of more than 10 per cent. At the same time provincial funding flowing into Vancouver has risen by 20%. And money for seismic upgrades has continued to go to Vancouver.

“The biggest challenge facing the Vancouver School Board isn’t a formula and it isn’t funding – it has been a chronic failure to act. The VSB is in a crisis because for years the board has short-changed students and chosen to put empty classrooms ahead of students,” Bernier said. “What upsets me is that it is the students who pay the price for the board short-changing student services in order to protect empty seats.”

Bernier also said the hyperbole around capacity rates – especially VSB’s instance there is a 95% school target that must be met -- has been misleading. There is no school-based target and the 95% is a district wide goal – to be met over time.

“The board is well aware that the capacity target for seismic upgrades in the MOU they signed in 2014 is a goal to be worked toward – not a cut-off. We’ve made that clear by announcing a pair of seismic projects this year while the district capacity sits at 85 per cent – well below the MOU goal,” Bernier added.

The province has financially supported two seismic upgrades in Vancouver since the MOU was signed:

- Sir Sandford Fleming Elementary, a \$25.9 million seismic replacement
- Sir Charles Kingsford-Smith Elementary, a \$11.6 million seismic upgrade

In addition, a number of seismic projects are currently under construction despite the large number of empty seats across the Vancouver School District:

- Lord Nelson Elementary, \$18 million seismic replacement

- Lord Strathcona Elementary, \$25.6 million seismic upgrade
- L'Ecole Bilingue Elementary, \$15.2 million seismic replacement
- General Gordon Elementary, \$14.7 million seismic replacement
- Kitsilano Secondary school, \$57.8 million seismic upgrade and replacement – the largest school seismic project in B.C. history

Bernier said other districts across B.C. have moved forward and gotten rid of empty seats – and focussed their budgets on education services. Districts like Greater Victoria followed up school closures with the opening of new schools like Oak Bay Secondary. In North Vancouver they have almost completed their seismic upgrade program.

Bernier also clarified that there are no specific targets for Richmond to get going on seismic upgrades. Instead, the Ministry is waiting for a long-term facilities plan from Richmond that will clearly identify their seismic priorities that lines up with schools slated to remain open. Enrolment has dropped by more than 11% in Richmond -- by 2,658 students. At the same time funding has gone up just shy of 20%.

Since 2001 the province has invested more than \$1.12 billion to complete 153 high risk seismic projects across B.C.

“I’m disappointed that misinformation has impacted so many parents – and muddied the waters on how we can move forward on our key task – supporting students over empty seats,” Bernier said. “I also want to add that I look forward to the VSB tabling its legally required balanced budget by the end of the month.”

From: Keenan, Jason GCPE:EX
Sent: Wednesday, June 22, 2016 3:35 PM
To: Bernier, Mike EDUC:EX; Koolsbergen, Andrew EDUC:EX; Holme, Matt EDUC:EX
Subject: NR - Seismic upgrades clarification

Minister

Here is my first cut of a release around clarifying seismic for Vancouver and Richmond.

If you want we can take it down and make it a simple fact sheet – without any of the quote statements.

Jason

Education Minister addresses misinformation about seismic upgrades

VANCOUVER – Parents are being misled regarding seismic upgrades in Vancouver and Richmond, Education Minister Mike Bernier said today.

“As a parent, I share the same goals as parents – seeing schools seismically upgraded as quickly as possible, and seeing the maximum number of taxpayer dollars supporting the education of students,” Bernier said. “Unfortunately the Vancouver School Board’s main focus seems to be on defending its squandering of \$37 million a year on empty seats rather than students.”

There are 6,500 fewer students in Vancouver today than there were in 2001 – a drop of more than 10 per cent. At the same time provincial funding flowing into Vancouver has risen by 20%. And money for seismic upgrades has continued to go to Vancouver.

“The biggest challenge facing the Vancouver School Board isn’t a formula and it isn’t funding – it has been a chronic failure to act. The VSB is in a crisis because for years the board has short-changed students and chosen to put empty classrooms ahead of students,” Bernier said. “What upsets me is that it is the students who pay the price for the board short-changing student services in order to protect empty seats.”

Bernier also said the hyperbole around capacity rates – especially VSB’s instance there is a 95% target that must be met -- has been misleading.

“The board is well aware that the capacity target for seismic upgrades in the MOU they signed in 2014 is a goal to be worked toward – not a cut-off. We’ve made that clear by announcing a pair of seismic projects this year while the district capacity sits at 85 per cent – well below the MOU goal,” Bernier added.

The province has financially supported two seismic upgrades in Vancouver since the MOU was signed:

- Sir Sandford Fleming Elementary, a \$25.9 million seismic replacement
- Sir Charles Kingsford-Smith Elementary, a \$11.6 million seismic upgrade

In addition, a number of seismic projects are currently under construction despite the large number of empty seats across the Vancouver School District:

- Lord Nelson Elementary, \$18 million seismic replacement
- Lord Strathcona Elementary, \$25.6 million seismic upgrade
- L’Ecole Bilingue Elementary, \$15.2 million seismic replacement
- General Gordon Elementary, \$14.7 million seismic replacement
- Kitsilano Secondary school, \$57.8 million seismic upgrade and replacement – the largest school seismic project in B.C. history

Bernier said other districts across B.C. have moved forward and gotten rid of empty seats – and focussed their budgets on education services. Districts like Greater Victoria followed up school closures with the opening of new schools like Oak Bay Secondary. In North Vancouver they have almost completed their seismic upgrade program.

Bernier also clarified that there are no specific targets for Richmond to get going on seismic upgrades. Instead, the Ministry is waiting for a long-term facilities plan from Richmond that will clearly identify their seismic priorities that lines up with schools slated to remain open. Enrolment has dropped by more than 11% in Richmond -- by 2,658 students. At the same time funding has gone up just shy of 20%.

Since 2001 the province has invested more than \$1.12 billion to complete 153 high risk seismic projects across B.C.

“I’m disappointed that misinformation has impacted so many parents – and muddied the waters on how we can move forward on our key task – supporting students over empty seats,” Bernier said. “I also want to add that I look forward to the VSB tabling its legally required balanced budget by the end of the month.”

Joyce, Sasha FIN:EX

From: Koolsbergen, Andrew EDUC:EX
Sent: Tuesday, June 21, 2016 12:31 PM
To: Travelbea, Jennifer EDUC:EX
Cc: Holme, Matt EDUC:EX
Subject: RE: Questions 1

Awesome. Thanks!

From: Travelbea, Jennifer EDUC:EX
Sent: Tuesday, June 21, 2016 12:28 PM
To: Koolsbergen, Andrew EDUC:EX
Cc: Holme, Matt EDUC:EX
Subject: RE: Questions

Hi Andrew,

Please see below and let me know if you need anything further...

- There are no capacity targets for seismic upgrades.
- The 95% threshold is for large urban districts only, is a districtwide target, and applies only when looking for new schools or expansions. It is NOT a seismic target.
- We have had discussions with districts to ensure we are not upgrading schools that may close; hence why we ask districts with declining enrolment to take a hard look and prioritize their seismic upgrades.
- Seismic projects have been supported throughout the SD. Of the 13 schools that need seismic upgrading, 8 have been completed; 2 are underway; 2 are in business case development and one is remaining. These schools have a variety of utilizations as noted below.

Completed seismic projects in SD41:

- 2010 - Capitol Hill Elementary: Capacity Utilization = 69%
- 2010 - Douglas Road Elementary: Capacity Utilization = 102%
- 2010 - Edmonds Community: Capacity Utilization = 62%
- 2010 - Chaffey-Burke Elementary: Capacity Utilization = 99%
- 2010 - Brantford Elementary: Capacity Utilization = 224%

- 2011 - Cariboo Hill Secondary: Capacity Utilization = 57%
- 2011 - Gilmore Community Elementary: Capacity Utilization = 82%
- 2012 - Burnaby Central Secondary: Capacity Utilization = 106%

Underway

- Alpha Secondary School: Capacity Utilization = 95%
- Montecito Elementary: Capacity Utilization = 139%

Options and Business Case Development

- Stride Avenue Elementary: Capacity Utilization = 74%
- Burnaby North Secondary: Capacity Utilization = 90%

Future consideration:

- Armstrong Elementary: Capacity Utilization = 83%

From: Koolsbergen, Andrew EDUC:EX
Sent: Monday, June 20, 2016 11:29 AM
To: Travelbea, Jennifer EDUC:EX
Cc: Holme, Matt EDUC:EX
Subject: RE: Questions

Hey Jen,

Sorry for this, but could we change this to focus on Burnaby(41) instead of 38? Turns out that is where the request came from.

From: Travelbea, Jennifer EDUC:EX
Sent: Monday, June 20, 2016 11:23 AM
To: Koolsbergen, Andrew EDUC:EX
Cc: Holme, Matt EDUC:EX
Subject: RE: Questions

Hi Andrew,

In response...

- There are no capacity targets for seismic upgrades.

- The 95% threshold is for large urban districts only, is a districtwide target, and applies only when looking for new schools or expansions. It is NOT a seismic target.
- We have discussions with districts to ensure we are not upgrading schools that may close. That's why we ask districts with declining enrolment to take a hard look and prioritize their seismic upgrades.
- The Richmond school district has a significant volume of surplus seats in many of their schools, and has indicated to the Ministry they are considering consolidating some schools,
- Since SD 38 have not yet completed a Long Range Facilities Plan, they have been unable to clearly identify priorities for seismic investment.
- However, as SD 38 finalizes their Long Range Facilities Plan, they will be well positioned to identify priorities schools for seismic mitigation investments.
- The Ministry is working with the SD 38 to build on the seismic mitigation projects already completed in Richmond.
- Completed seismic projects in SD 83:
 - 2009: Garden City Elementary (92% utilization rate)
 - 2011: Samuel Brighthouse Elementary (76% utilization rate)
 - 2007: Lord Byng Elementary (80% utilization rate)

From: Koolsbergen, Andrew EDUC:EX
Sent: Monday, June 20, 2016 8:38 AM
To: Travelbea, Jennifer EDUC:EX
Cc: Holme, Matt EDUC:EX
Subject: Questions

Hey Jen,

Could you get me the technical response to the following questions?

School Boards are now required, prior to release of seismic upgrading of schools, to demonstrate that schools are at 95% of capacity / enrollment. What was the process to come to this percentage? What is it based upon? Are records available to review the final rationale for this threshold?

Joyce, Sasha FIN:EX

From: Travelbea, Jennifer EDUC:EX
Sent: Tuesday, June 21, 2016 12:28 PM
To: Koolsbergen, Andrew EDUC:EX
Cc: Holme, Matt EDUC:EX
Subject: RE: Questions 2

Hi Andrew,

Please see below and let me know if you need anything further...

- There are no capacity targets for seismic upgrades.
- The 95% threshold is for large urban districts only, is a districtwide target, and applies only when looking for new schools or expansions. It is NOT a seismic target.
- We have had discussions with districts to ensure we are not upgrading schools that may close; hence why we ask districts with declining enrolment to take a hard look and prioritize their seismic upgrades.
- Seismic projects have been supported throughout the SD. Of the 13 schools that need seismic upgrading, 8 have been completed; 2 are underway; 2 are in business case development and one is remaining. These schools have a variety of utilizations as noted below.

Completed seismic projects in SD41:

- 2010 - Capitol Hill Elementary: Capacity Utilization = 69%
- 2010 - Douglas Road Elementary: Capacity Utilization = 102%
- 2010 - Edmonds Community: Capacity Utilization = 62%
- 2010 - Chaffey-Burke Elementary: Capacity Utilization = 99%
- 2010 - Brantford Elementary: Capacity Utilization = 224%
- 2011 - Cariboo Hill Secondary: Capacity Utilization = 57%
- 2011 - Gilmore Community Elementary: Capacity Utilization = 82%
- 2012 - Burnaby Central Secondary: Capacity Utilization = 106%

Underway

- Alpha Secondary School: Capacity Utilization = 95%
- Montecito Elementary: Capacity Utilization = 139%

Options and Business Case Development

- Stride Avenue Elementary: Capacity Utilization = 74%
- Burnaby North Secondary: Capacity Utilization = 90%

Future consideration:

- Armstrong Elementary: Capacity Utilization = 83%

From: Koolsbergen, Andrew EDUC:EX
Sent: Monday, June 20, 2016 11:29 AM
To: Travelbea, Jennifer EDUC:EX
Cc: Holme, Matt EDUC:EX
Subject: RE: Questions

Hey Jen,

Sorry for this, but could we change this to focus on Burnaby(41) instead of 38? Turns out that is where the request came from.

From: Travelbea, Jennifer EDUC:EX
Sent: Monday, June 20, 2016 11:23 AM
To: Koolsbergen, Andrew EDUC:EX
Cc: Holme, Matt EDUC:EX
Subject: RE: Questions

Hi Andrew,

In response...

- There are no capacity targets for seismic upgrades.
- The 95% threshold is for large urban districts only, is a districtwide target, and applies only when looking for new schools or expansions. It is NOT a seismic target.
- We have discussions with districts to ensure we are not upgrading schools that may close. That's why we ask districts with declining enrolment to take a hard look and prioritize their seismic upgrades.
- The Richmond school district has a significant volume of surplus seats in many of their schools, and has indicated to the Ministry they are considering consolidating some schools,
- Since SD 38 have not yet completed a Long Range Facilities Plan, they have been unable to clearly identify priorities for seismic investment.

- However, as SD 38 finalizes their Long Range Facilities Plan, they will be well positioned to identify priorities schools for seismic mitigation investments.
- The Ministry is working with the SD 38 to build on the seismic mitigation projects already completed in Richmond.
- Completed seismic projects in SD 83:
 - 2009: Garden City Elementary (92% utilization rate)
 - 2011: Samuel Brighthouse Elementary (76% utilization rate)
 - 2007: Lord Byng Elementary (80% utilization rate)

From: Koolsbergen, Andrew EDUC:EX
Sent: Monday, June 20, 2016 8:38 AM
To: Travelbea, Jennifer EDUC:EX
Cc: Holme, Matt EDUC:EX
Subject: Questions

Hey Jen,

Could you get me the technical response to the following questions?

School Boards are now required, prior to release of seismic upgrading of schools, to demonstrate that schools are at 95% of capacity / enrollment. What was the process to come to this percentage? What is it based upon? Are records available to review the final rationale for this threshold?

Joyce, Sasha FIN:EX

From: Holme, Matt EDUC:EX
Sent: Friday, June 17, 2016 3:01 PM
To: Wang, Marc LASS:EX
Cc: James, Ben LASS:EX; Mills, Shane PREM:EX
Subject: Richmond Schools - Seismic Upgrades
Attachments: HN Budget 2016.docx; HN School Closures.docx; NR - \$25M Admin Savings Return - May 31.docx

Marc,

Below is a media request from CTV on seismic upgrades to Richmond schools. We have sent the messaging.

I have also attached our budget messaging and school closure messaging. If you could distribute these to the Richmond MLAs that would be great.

Bear in mind we returned the \$25M in admin savings to school districts on May 31st. I have attached that NR. The messaging on this in the budget note is a little old.

Thanks,

Matt

Media Request 1

Alicia Doyle, CTV Vancouver, 604-787-9238, alicia.doyle@bellmedia.ca

Topic: Richmond seismic

Request: Reporter would like clarification/comment on the mandated utilization rates for seismic upgrades – what are they?

This is in regards to the protest happening on Saturday outside MLA John Yap's constituency. Area residents are protesting against the proposed school closures in that district. Specifically, the provincial government's imposed stipulations to fund seismic upgrading, Reporter is hoping for a comment on this from the education ministry.

Recommendation/ Response: *Send information from the Ministry.*

There are no space utilization requirements for seismic upgrades.

The 95% threshold is for large urban districts only, is a districtwide target, and applies only when looking for new schools or major capital upgrades. It is NOT a seismic target.

We have discussions with districts to ensure we are not upgrading schools that may close. That's why we ask districts with declining enrolment to take a hard look and prioritize their seismic upgrades.

The Richmond school district has a significant volume of surplus seats in many of their schools, and has indicated to the Ministry they are considering consolidating some schools,

Since SD 38 have not yet completed a Long Range Facilities Plan, they have been unable to clearly identify priorities for seismic investment.

However, as SD 38 finalizes their Long Range Facilities Plan, they will be well positioned to identify priorities schools for seismic mitigation investments.

We look forward to working with the SD 38 to build on the seismic mitigation projects already completed in Richmond.

Completed seismic projects in SD 83:

2009: Garden City Elementary (92% utilization rate)

2011: Samuel Brighthouse Elementary (76% utilization rate)

2007: Lord Byng Elementary (80% utilization rate)

BUDGET 2016

TOP MESSAGES

- **We're investing a record \$5.1 billion in public education this year.**
- **Total education funding is up \$110 million this year.**
- **Annual education funding is \$1.2 billion higher than it was in 2000/01 – a 32% increase.**
- **We're investing \$1.7 billion over the next three years to replace, renovate, expand, or seismically upgrade K-12 facilities.**
- **Capital investment is up 16% from last year.**
- **Since 2001/01, we've seen average per student funding for public schools increase by 42%, from \$6,262 to \$8,908 for 2015-16.**

TEACHER PENSION PLAN SAVINGS – Key Messages

- **School districts will see their annual operating costs drop by about \$45 million starting July 1 when Teachers' Pension Plan employer contributions are reduced.**

BUDGET 2016

FULLY FUNDED – Key Messages

- **Labour settlements are fully funded.**
- **The wage increase for teachers and support staff due to the Economic Stability Dividend is fully funded.**
- **This pay rise is due to 2014 Real GDP growth.**

ADMIN COST SAVINGS – Key Messages

- **Districts showed they could manage admin savings in the 15/16 school year**
- **Districts are on the right path and the budget sets clear targets.**
- **All districts have submitted savings plans and are on track to achieve their targets.**

BCTESG – Key Messages

- **Government is investing \$39 million to extend the BCTESG to eligible children born in 2006.**
- **This means an additional 40,000 plus children will be eligible for the grant.**

Updated Mar. 1, 2016

SCHOOL CLOSURES

CLOSURES – Key Messages

- **Schools aren't closing because of a lack of funding. Schools are closing because of a lack of students.**
- **Closing a school is never an easy decision, but it's a decision that rests with boards of education who are experts on the community situation.**
- **Boards are not funded on space – they are funded on enrollment.**
- **In most cases the savings are redirected to students in the classroom.**

FUNDING – Key Messages

- **It's critical we focus the maximum number of tax dollars on kids in the classroom.**
- **We're investing a record \$5.1 billion in public education this year.**
- **Total education funding is up \$110 million this year.**
- **Annual education funding is \$1.2 billion higher than it was in 2000/01 – a 32% increase.**

BACKGROUND

There have been 315 school closures since 2001.

School districts must have broad consultations prior to the closure of underutilized schools.

Program Area Contact: Shanna Mason and Deb Fayed (250) 888-7739

NEWS RELEASE

For Immediate Release
[release number]
May 31, 2016

Ministry of Education

Administrative savings from school districts being directed back to students

SURREY – The Government of B.C. is redirecting \$25 million in administrative savings from school districts back into frontline services for students.

Education Minister Mike Bernier said districts can use the funding any way they see fit – for hiring new teachers, for programs, or for maintaining schools despite falling enrolment in certain regions.

“Our government is committed to ensuring that maximum education dollars go into services for students,” Bernier said. “Districts worked hard to reduce their administrative costs and we are pleased to be able to direct that \$25 million back to programs and initiatives that will directly benefit the kids of B.C.”

Districts made real efforts to reduce spending on their administration costs – and those efforts have made it possible to help flow those resources into classrooms and services for students. The amount of money being left with districts is equal to the Year 2 of Administrative savings districts were asked to find.

School districts have been informed that they will not have to pay their share of \$25 million worth of provincial charges this year, and instead can redirect that money into frontline services for students.

“We are giving districts the ability to invest in their individual priorities,” Bernier added. “This provides a great opportunity for each district to spend the money in a way that will best meet the needs of the students of that district.”

“The BC School Trustees Association is pleased that the Ministry of Education and government have been responsive to our ongoing advocacy,” said BCSTA president Teresa Rezansoff. “We thank them for engaging in open dialogue with us regarding the funding concerns of school districts. Local autonomy to allocate the money based on local priorities is important.

A backgrounder follows.

Contact: Government Communications and Public Engagement
Ministry of Education
250 356-5963

Connect with the Province of B.C. at: www.gov.bc.ca/connect

BACKGROUNDER

Amount school districts will have to reinvest

SD 5 Southeast Kootenay - \$277,377
SD 6 Rocky Mountain - \$168,700
SD 8 Kootenay Lake - \$252,383
SD 10 Arrow Lakes - \$36,091
SD 19 Revelstoke - \$51,315
SD 20 Kootenay-Columbia - \$178,204
SD 22 Vernon - \$382,586
SD 23 Central Okanagan - \$967,983
SD 27 Cariboo-Chilcotin - \$259,687
SD 28 Quesnel - \$168,780
SD 33 Chilliwack - \$603,535
SD 34 Abbotsford - \$846,484
SD 35 Langley - \$851,770
SD 36 Surrey - \$3,128,483
SD 37 Delta - \$690,188
SD 38 Richmond - \$871,987
SD 39 Vancouver - \$2,251,318
SD 40 New Westminster - \$295,560
SD 41 Burnaby - \$1,027,783
SD 42 Maple Ridge-Pitt Meadows - \$631,773
SD 43 Coquitlam - \$1,338,556
SD 44 North Vancouver - \$665,252
SD 45 West Vancouver - \$284,472
SD 46 Sunshine Coast - \$182,072
SD 47 Powell River - \$105,664
SD 48 Sea to Sky - \$224,674
SD 49 Central Coast - \$28,001
SD 50 Haida Gwaii - \$50,678
SD 51 Boundary - \$77,888
SD 52 Prince Rupert - \$123,861
SD 53 Okanagan Similkameen - \$118,102
SD 54 Bulkley Valley - \$110,533
SD 57 Prince George - \$622,655
SD 58 Nicola-Similkameen - \$122,301
SD 59 Peace River South - \$205,328
SD 60 Peace River North - \$307,317
SD 61 Greater Victoria - \$827,353
SD 62 Sooke - \$450,041
SD 63 Saanich - \$329,692
SD 64 Gulf Islands - \$99,976

SD 67 Okanagan Skaha - \$266,527
SD 68 Nanaimo-Ladysmith - \$593,079
SD 69 Qualicum - \$197,263

SD 70 Alberni - \$184,456
SD 71 Comox Valley - \$354,941
SD 72 Campbell River - \$255,596
SD 73 Kamloops/Thompson - \$673,698
SD 74 Gold Trail - \$97,792
SD 75 Mission - \$280,146
SD 78 Fraser-Cascade - \$96,520
SD 79 Cowichan Valley - \$348,411
SD 81 Fort Nelson - \$48,645
SD 82 Coast Mountains - \$248,728
SD 83 North Okanagan-Shuswap - \$302,206
SD 84 Vancouver Island West - \$40,077
SD 85 Vancouver Island North - \$89,257
SD 87 Stikine - \$27,319
SD 91 Nechako Lakes - \$253,903
SD 92 Nisga'a - \$38,961
SD 93 Conseil scolaire francophone - \$386,075

Joyce, Sasha FIN:EX

From: Keenan, Jason GCPE:EX
Sent: Tuesday, June 21, 2016 10:03 PM
To: Bernier, Mike EDUC:EX; Holme, Matt EDUC:EX; Koolsbergen, Andrew EDUC:EX
Subject: A primer on Vancouver's proposed school closures - The Globe and Mail

I've emailed to suggest they include the fact seismic upgrades are taking place. Context that shows claims the 95 per cent is a hard target are misleading.

<http://www.theglobeandmail.com/news/british-columbia/vancouver-school-board-faces-new-round-of-queries-over-finances/article30552287/?service=mobile>

Sent from my iPhone

Joyce, Sasha FIN:EX

From: Mason, Shanna EDUC:EX
Sent: Wednesday, June 15, 2016 1:23 PM
To: Holme, Matt EDUC:EX; Byng, Dave A EDUC:EX
Cc: Shaw, Courtney EDUC:EX; Travelbea, Jennifer EDUC:EX
Subject: FW: 187664 | Seismic upgrades in Richmond

The latest engagement

Shanna Mason
Assistant Deputy Minister
Planning & Major Projects
Ministry of Education
Shanna.mason@gov.bc.ca
250-356-6750

-----Original Message-----

From: Sherry Elwood [mailto:selwood@sd38.bc.ca]
Sent: Wednesday, June 15, 2016 1:05 PM
To: Mason, Shanna EDUC:EX
Subject: Re: 187664 | Seismic upgrades in Richmond

Shanna,

We are experiencing email issues so please ignore this email if it is a duplicate.....:(

I totally understand that the letter will likely be addressed to me...I understand protocol....it was simply a way to address my Board's desire to be able to say that they had written clarification from the Ministry.....they are feeling a little battered....

The Board has no intention of moving ahead legally on this issue....they are worried that parents will legally challenge them....citing that the discussion of the 95% was based on lies and conspiracy.....

So far, initial legal advice has been slightly reassuring but the lawyer did say that clarification from the Ministry about the 95% being a critical part of the Board's defense....

I also need to give you a heads up that I will have to respond publicly soon... Answering the challenge about why we had been believing that we were to be guided by the 95%.....I will try my best to balance our need to defend and explain why we were using the 95% believing that we were in alignment with Ministry expectations and the need to recognize that Ministry is working towards a different understanding that has not yet been formalized. I will share with you what will go public as a heads up.

Thanks again for your efforts.....I really appreciate working through this with you. Sherry

From: Mason, Shanna EDUC:EX <Shanna.Mason@gov.bc.ca>
Sent: June 15, 2016 6:36 AM
To: Sherry Elwood
Subject: Re: 187664 | Seismic upgrades in Richmond

Hi Sherry,

I will be looking to provide you the letter today and I will likely be addressed to you., not your Board as it is not typical for me to communicate with the elected board.

If the board is thinking they would use it as evidence should they be taken to court, it should make no difference that it is addressed to you and not them.

I have modified the paragraph we were exchanging info on to better reflect my intent. Happy to share one more time if you would like to see.

I am dealing with another issue that will likely dominate my day so will try to get this to you asap.

Sent from my BlackBerry 10 smartphone on the TELUS network.
From: Sherry Elwood
Sent: Wednesday, June 15, 2016 6:31 AM
To: Mason, Shanna EDUC:EX
Subject: Fwd: Re: 187664 | Seismic upgrades in Richmond

Shanna

I am forwarding this to you in case you don't know about it. This is an example of what the Board is facing from parents. s.22 Do you think it is possible to get a heads up about the response to the question. Hopefully there is some alignment between this response and your letter in terms of the difference between the 2008 Capital Planning instructions and the new 20016 ones that you reference as coming soon.

This is going side ways quickly and I appreciate your assistance.

Sherry

Get Outlook for iOS<<https://aka.ms/o0ukef>>

From: S.22

Sent: Tuesday, June 14, 2016 11:05 PM

Subject: Re: 187664 | Seismic upgrades in Richmond

To: Education Funding Department EDUC:EX <education.fundingdepartment@gov.bc.ca<mailto:education.fundingdepartment@gov.bc.ca>>, <ryan.y.spillet@gov.bc.ca<mailto:ryan.y.spillet@gov.bc.ca>>

Cc: Sherry Elwood <selwood@sd38.bc.ca<mailto:selwood@sd38.bc.ca>>, Yap.MLA, John LASS:EX <john.yap.mla@leg.bc.ca<mailto:john.yap.mla@leg.bc.ca>>

Hi Ryan,

I very much appreciate your reply regarding a 95% capacity requirement for school districts to undertake seismic upgrades. In your email communication received on June 7, 2016 you state that:

“The Ministry does not have a 95% utilization target for the Richmond School District and is fully committed to mitigating all seismic high-risk schools.”

Your statement was further reinforced by Jason Keenan in a Vancouver Province article on Sunday, June 12 where he was quoted as saying:

“There are no space utilization requirements for seismic upgrades. The 95-per-cent threshold is for large urban districts only, is a district-wide target, and applies only when looking for new schools or major capital upgrades. It is not a seismic target.”

However, this is contrary to the information I’ve received from our School Board in Richmond. The Richmond School Board has been clear in conversation, in the media and in their own internal documentation that until 95% capacity has been reached, there will be no seismic funding from the provincial government. As a result, school closures are required to increase utilization and obtain funding.

For example, the following is an extract from the School Board minutes dated March 30, 2015 (attached for your reference):

"In order to access provincial government funding to remediate the high risk seismic schools, the district has been directed to meet the goal of achieving 95% capacity utilization. Given that our current utilization rate is 85%, the district will only be able to achieve the targeted utilization rate by closing schools."

Further, Debbie Tablotney, Chair of the Richmond School Board has been quoted as stating Richmond must meet the 95% capacity utilization to receive seismic funding:

<http://www.cbc.ca/news/canada/british-columbia/richmond-school-closures-1.3524496>

<<http://www.cbc.ca/news/canada/british-columbia/richmond-school-closures-1.3524496>>

In addition to the above, multiple media sources have stated that reaching a 95% utilization target in Richmond is a requirement for obtaining seismic funding and is the cause of the impending school closures. I'm happy to provide the links if you would find it helpful.

Given the conflicts in messaging between the Richmond School Board and the Ministry, I have a very specific question I would like you to confirm:

Does the Richmond School Board have direction from the Ministry of Education to increase utilization rates to 95% before Seismic funding is released?

Thank you again for your attention to this, it is much appreciated.

Best regards,

s.22

On Tue, Jun 7, 2016 at 2:52 PM, Education Funding Department EDUC:EX <Education.FundingDepartment@gov.bc.ca<mailto:Education.FundingDepartment@gov.bc.ca>> wrote:
Hi s.22

Thank you for your email regarding your concerns for seismic upgrades in School District No. 38 (Richmond). We appreciate you taking the time to write as we value feedback or concerns from those invested in our public education system.

I am pleased to forward a response to your letter from Ryan Spillett, Regional Director, Capital Delivery Branch, and we welcome any further comments or questions you may have.

Have a great day,

Rosa Cutler, Administrative Coordinator

Ministry of Education | Planning & Major Projects Division | Resource Management Division 5th Floor, 620 Superior Street, Victoria BC V8W 9H1 [green-370x63]

King, Jessica FIN:EX

From: Bernier, Mike EDUC:EX
Sent: Thursday, June 23, 2016 2:30 PM
To: Keenan, Jason GCPE:EX
Subject: Re: revised messaging

Love it.. The only thing I would add, which I hope will be correct by the time this goes out is EVERY other district in the Province submitted a balanced budget on time except Vancouver.

Thanks

Mike

On Jun 23, 2016, at 3:11 PM, Keenan, Jason GCPE:EX <Jason.Keenan@gov.bc.ca> wrote:

Done with the possible dismissal messaging – more supporting facts to come but a start (And please excuse typos)

OK to go to JP and Ben for input?

Dismissal

- Parents and students deserve better in the Vancouver School District.
- The Board has failed to deliver on multiple fronts – they have not delivered a balanced budget. They have failed to deliver a required Long Term Facility Plan. Their education outcomes lag behind the rest of the province.
- The dysfunction has become so bad that the board has spent six months on a campaign that has served only to alarm parents about the future of education services for their children – while the VSB has failed to move forward on a single item.
- The only decision they have concretely made is a decision to continue shortchanging students of education services.
- This is a repeated cycle in Vancouver – and we are ending that today.
- Students and parents deserve better, which is why we are firing the board today.
- An official trustee is being appointed with the No. 1 job of looking into the finances and governance and education outcomes in the Vancouver School Districts.
- At the same time we are hitting pause on proposed school closures and program cuts.
- We will keep seismically upgrading schools – on top of the 7 upgrades finance dby the province under way today
- There is no way we can have faith in the decisions of the VSB to date – we need to move forward based on facts, not politically driven non decisions.
- Today is a step forward in Vancouver – for students and parents

BACKGROUND MESSAGES

Enrollment and closures

- There are 6,500 fewer students in Vancouver today than there were in 2001 – a drop of more than 10 per cent. At the same time provincial funding flowing into Vancouver has risen by 20%.
- Expected enrollment increases are relatively tiny – the VSB in its Long Range Facility Plan expects 550 more students by 2030, a bump of only 1%.
- Despite large declines in students attending VSB schools, Vancouver has only closed a single school annex in the past 15 years.

- By comparison smaller districts like Greater Victoria, North Vancouver, and Prince George have all amalgamated schools and moved ahead on seismic mitigation
- According to the Special Auditor investigation of the Vancouver School Board. There are 9,000 empty seats in Vancouver kept open at a cost of \$37 million a year.

Capacity and upgrades

- The capacity target of 95% for seismic upgrades in the MOU the VSB signed in 2014 is a goal to be worked toward not a cut-off. – a goal meant to ensure money is invested in students and not empty seats.
- Claims that there is no money if the district or a school is below 95% is wrong. In fact 7 seismic upgrades worth \$169 million are under way in Vancouver today.
 - Sir Sandford Fleming Elementary, \$25.9 million seismic replacement
 - Sir Charles Kingsford-Smith Elementary, \$11.6 million seismic upgrade
 - Lord Nelson Elementary, \$18 million seismic replacement
 - Lord Strathcona Elementary, \$25.6 million seismic upgrade
 - L'Ecole Bilingue Elementary, \$15.2 million seismic replacement
 - General Gordon Elementary, \$14.7 million seismic replacement
 - Kitsilano Secondary school, \$57.8 million seismic upgrade and replacement – the largest school seismic project in B.C. history

Balanced budgets

- Under the School Act boards must adopt, by bylaw, a balanced budget by June 30.
- Under Section 172 of the Act boards can be dismissed for failing to meet the Act's requirements as well as for putting the district into serious financial jeopardy.
- 45 districts have already submitted balanced budgets ahead of the deadline.
- We look forward to the VSB tabling its legally required balanced budget by June 30.

Jason A Keenan
 Communications Director
 Ministry of Education
 Government Communications and Public Engagement
 Office: 250-356-8713 Mobile: 778-679-5546

From: Bernier, Mike EDUC:EX
Sent: Wednesday, June 22, 2016 9:27 PM
To: Keenan, Jason GCPE:EX
Cc: Koolsbergen, Andrew EDUC:EX; Holme, Matt EDUC:EX
Subject: Re: NR - Seismic upgrades clarification

Like it. Same message so good to reenforce. Thanks. Good to send out tomorrow.

Thanks

Mike

On Jun 22, 2016, at 4:57 PM, Keenan, Jason GCPE:EX <Jason.Keenan@gov.bc.ca> wrote:

Slight revision from Shane – getting the 95 is district wide not school target.

Education Minister addresses misinformation about seismic upgrades

VANCOUVER – Parents are being misled regarding seismic upgrades in Vancouver and Richmond, Education Minister Mike Bernier said today.

“As a parent, I share the same goals as parents – seeing schools seismically upgraded as quickly as possible, and seeing the maximum number of taxpayer dollars supporting the education of students,” Bernier said. “Unfortunately the Vancouver School Board’s main focus seems to be on defending its squandering of \$37 million a year on empty seats rather than students.”

There are 6,500 fewer students in Vancouver today than there were in 2001 – a drop of more than 10 per cent. At the same time provincial funding flowing into Vancouver has risen by 20%. And money for seismic upgrades has continued to go to Vancouver.

“The biggest challenge facing the Vancouver School Board isn’t a formula and it isn’t funding – it has been a chronic failure to act. The VSB is in a crisis because for years the board has short-changed students and chosen to put empty classrooms ahead of students,” Bernier said. “What upsets me is that it is the students who pay the price for the board short-changing student services in order to protect empty seats.”

Bernier also said the hyperbole around capacity rates – especially VSB’s instance there is a 95% school target that must be met -- has been misleading. There is no school-based target and the 95% is a district wide goal – to be met over time.

“The board is well aware that the capacity target for seismic upgrades in the MOU they signed in 2014 is a goal to be worked toward – not a cut-off. We’ve made that clear by announcing a pair of seismic projects this year while the district capacity sits at 85 per cent – well below the MOU goal,” Bernier added.

The province has financially supported two seismic upgrades in Vancouver since the MOU was signed:

- Sir Sandford Fleming Elementary, a \$25.9 million seismic replacement
- Sir Charles Kingsford-Smith Elementary, a \$11.6 million seismic upgrade

In addition, a number of seismic projects are currently under construction despite the large number of empty seats across the Vancouver School District:

- Lord Nelson Elementary, \$18 million seismic replacement
- Lord Strathcona Elementary, \$25.6 million seismic upgrade
- L’Ecole Bilingue Elementary, \$15.2 million seismic replacement
- General Gordon Elementary, \$14.7 million seismic replacement

- Kitsilano Secondary school, \$57.8 million seismic upgrade and replacement – the largest school seismic project in B.C. history

Bernier said other districts across B.C. have moved forward and gotten rid of empty seats – and focussed their budgets on education services. Districts like Greater Victoria followed up school closures with the opening of new schools like Oak Bay Secondary. In North Vancouver they have almost completed their seismic upgrade program.

Bernier also clarified that there are no specific targets for Richmond to get going on seismic upgrades. Instead, the Ministry is waiting for a long-term facilities plan from Richmond that will clearly identify their seismic priorities that lines up with schools slated to remain open. Enrolment has dropped by more than 11% in Richmond -- by 2,658 students. At the same time funding has gone up just shy of 20%. Since 2001 the province has invested more than \$1.12 billion to complete 153 high risk seismic projects across B.C.

"I'm disappointed that misinformation has impacted so many parents – and muddled the waters on how we can move forward on our key task – supporting students over empty seats," Bernier said. "I also want to add that I look forward to the VSB tabling its legally required balanced budget by the end of the month."

From: Keenan, Jason GCPE:EX

Sent: Wednesday, June 22, 2016 3:35 PM

To: Bernier, Mike EDUC:EX; Koolsbergen, Andrew EDUC:EX; Holme, Matt EDUC:EX

Subject: NR - Seismic upgrades clarification

Minister

Here is my first cut of a release around clarifying seismic for Vancouver and Richmond.

If you want we can take it down and make it a simple fact sheet – without any of the quote statements.
Jason

Education Minister addresses misinformation about seismic upgrades

VANCOUVER – Parents are being misled regarding seismic upgrades in Vancouver and Richmond, Education Minister Mike Bernier said today.

"As a parent, I share the same goals as parents – seeing schools seismically upgraded as quickly as possible, and seeing the maximum number of taxpayer dollars supporting the education of students," Bernier said. "Unfortunately the Vancouver School Board's main focus seems to be on defending its squandering of \$37 million a year on empty seats rather than students."

There are 6,500 fewer students in Vancouver today than there were in 2001 – a drop of more than 10 per cent. At the same time provincial funding flowing into Vancouver has risen by 20%. And money for seismic upgrades has continued to go to Vancouver.

"The biggest challenge facing the Vancouver School Board isn't a formula and it isn't funding – it has been a chronic failure to act. The VSB is in a crisis because for years the board has short-changed students and chosen to put empty classrooms ahead of students," Bernier said. "What upsets me is that it is the students who pay the price for the board short-changing student services in order to protect empty seats."

Bernier also said the hyperbole around capacity rates – especially VSB's instance there is a 95% target that must be met -- has been misleading.

"The board is well aware that the capacity target for seismic upgrades in the MOU they signed in 2014 is a goal to be worked toward – not a cut-off. We've made that clear by announcing a pair of seismic projects this year while the district capacity sits at 85 per cent – well below the MOU goal," Bernier added.

The province has financially supported two seismic upgrades in Vancouver since the MOU was signed:

- Sir Sandford Fleming Elementary, a \$25.9 million seismic replacement
- Sir Charles Kingsford-Smith Elementary, a \$11.6 million seismic upgrade

In addition, a number of seismic projects are currently under construction despite the large number of empty seats across the Vancouver School District:

- Lord Nelson Elementary, \$18 million seismic replacement

- Lord Strathcona Elementary, \$25.6 million seismic upgrade
- L'Ecole Bilingue Elementary, \$15.2 million seismic replacement
- General Gordon Elementary, \$14.7 million seismic replacement
- Kitsilano Secondary school, \$57.8 million seismic upgrade and replacement – the largest school seismic project in B.C. history

Bernier said other districts across B.C. have moved forward and gotten rid of empty seats – and focussed their budgets on education services. Districts like Greater Victoria followed up school closures with the opening of new schools like Oak Bay Secondary. In North Vancouver they have almost completed their seismic upgrade program.

Bernier also clarified that there are no specific targets for Richmond to get going on seismic upgrades. Instead, the Ministry is waiting for a long-term facilities plan from Richmond that will clearly identify their seismic priorities that lines up with schools slated to remain open. Enrolment has dropped by more than 11% in Richmond -- by 2,658 students. At the same time funding has gone up just shy of 20%. Since 2001 the province has invested more than \$1.12 billion to complete 153 high risk seismic projects across B.C.

"I'm disappointed that misinformation has impacted so many parents – and muddied the waters on how we can move forward on our key task – supporting students over empty seats," Bernier said. "I also want to add that I look forward to the VSB tabling its legally required balanced budget by the end of the month."

King, Jessica FIN:EX

From: Koolsbergen, Andrew EDUC:EX
Sent: Saturday, June 25, 2016 7:53 AM
To: Lee, Richard
Cc: Begin, Robert G LASS:EX
Subject: Re: New submission from Contact Your Constituency

The response that I would give to the constituent is that fuller schools result in better programs and opportunities for students.

Feel free to call me if you have any questions. Cell is 250- 886-1922

Andrew

Sent from my BlackBerry 10 smartphone on the TELUS network.

From: Lee, Richard
Sent: Friday, June 24, 2016 10:47 PM
To: Koolsbergen, Andrew EDUC:EX
Cc: Begin, Robert G LASS:EX
Subject: RE: New submission from Contact Your Constituency

Hi Andrew,
please let me know when and which points I can share with my constituents.
Thanks.
Richard.

From: Begin, Robert Gary
Sent: June 24, 2016 12:38 PM
To: Lee, Richard ; Lee.MLA, Richard
Subject: FW: New submission from Contact Your Constituency
Call from Victoria: DO NOT share this information. Not authorized to be shared. For your eyes only. Gary

From: Koolsbergen, Andrew EDUC:EX [<mailto:Andrew.Koolsbergen@gov.bc.ca>]
Sent: June 24, 2016 12:16 PM
To: Lee.MLA, Richard <Richard.Lee.MLA@leg.bc.ca>
Cc: Begin, Robert Gary <RobertGary.Begin@leg.bc.ca>
Subject: RE: New submission from Contact Your Constituency
Please call me about this before responding to the constituent.
Andrew 250-886-1922

From: Koolsbergen, Andrew EDUC:EX
Sent: Friday, June 24, 2016 12:10 PM
To: Lee.MLA, Richard LASS:EX
Cc: Begin, Robert G LASS:EX
Subject: RE: New submission from Contact Your Constituency
Ministry explanation is below.

s.13

From: Lee.MLA, Richard [<mailto:Richard.Lee.MLA@leg.bc.ca>]
Sent: Thursday, June 23, 2016 11:27 PM
To: Koolsbergen, Andrew EDUC:EX
Cc: Begin, Robert G LASS:EX
Subject: RE: New submission from Contact Your Constituency

Hi Andrew,

s.22 wants to know the criteria and data that guided MoE to adopt a 95% threshold for large urban district when looking for new schools or expansions.
I guess that percentage is there because MoE doesn't want to spend capital on underutilized new schools and doesn't want the BoE to provide maintenance to too many empty classrooms. But is 95% optimal? Why not 97% or 93%.

Thanks.

Richard.

From: s.22

Sent: June 22, 2016 8:50 PM

To: Lee.MLA, Richard <Richard.Lee.MLA@leg.bc.ca>

Subject: Re: New submission from Contact Your Constituency

Hi Richard,

Thank you for the data and the context. Attempting to cut through rhetoric and understand what is asked of school districts and what is achieved. Of course I have another question.

What criteria and data guided the Ministry of Education to adopt a 95% large urban district threshold when looking for new schools or expansions.

Thank you again for always providing information .Astounded at times when I see how late it is when you reply. ...

s.22

On Wed, Jun 22, 2016 at 5:45 PM, Lee.MLA, Richard <Richard.Lee.MLA@leg.bc.ca> wrote:

Hi s.22 I got the following back from the Ministry of Education:

- There are no capacity targets for seismic upgrades.
- The 95% threshold is for large urban districts only, is a districtwide target, and applies only when looking for new schools or expansions. It is NOT a seismic target.

· We have had discussions with districts to ensure we are not upgrading schools that may close; hence why we ask districts with declining enrolment to take a hard look and prioritize their seismic upgrades.

- Seismic projects have been supported throughout the Burnaby School District. Of the 13 schools that need seismic upgrading, 8 have been completed; 2 are underway; 2 are in business case development and one is remaining. These schools have a variety of utilizations as noted below.

Completed seismic projects in SD41:

- 2010 - Capitol Hill Elementary: Capacity Utilization = 69%
 - 2010 - Douglas Road Elementary: Capacity Utilization = 102%
 - 2010 - Edmonds Community: Capacity Utilization = 62%
 - 2010 - Chaffey-Burke Elementary: Capacity Utilization = 99%
 - 2010 - Brantford Elementary: Capacity Utilization = 224%
 - 2011 - Cariboo Hill Secondary: Capacity Utilization = 57%
 - 2011 - Gilmore Community Elementary: Capacity Utilization = 82%
 - 2012 - Burnaby Central Secondary: Capacity Utilization = 106%

Underway

- Alpha Secondary School: Capacity Utilization = 95%
- Montecito Elementary: Capacity Utilization = 139%

Options and Business Case Development

- Stride Avenue Elementary: Capacity Utilization = 74%
- Burnaby North Secondary: Capacity Utilization = 90%

Future consideration:

- Armstrong Elementary: Capacity Utilization = 83%

I hope this answers your questions.

Best regards,

Richard.

From: s.22

Sent: June 19, 2016 1:01 AM

To: Lee.MLA, Richard <Richard.Lee.MLA@leg.bc.ca>

Subject: RE: New submission from Contact Your Constituency

Thank you for the quick reply and update. Very Appreciated.

On Jun 19, 2016 12:34 AM, "Lee.MLA, Richard" <Richard.Lee.MLA@leg.bc.ca> wrote:

Sorry s.22 I have asked for a response on May 17. I will follow up. Richard.

From: s.22

Sent: June 18, 2016 7:06 PM

To: Lee.MLA, Richard <Richard.Lee.MLA@leg.bc.ca>

Subject: New submission from Contact Your Constituency

Name
s.22
Email
s.22
Riding
Burnaby North
Comments & Feedback

Awaiting response to question on how Ministry of Education decided on 95% occupancy requirement of BC schools.

When can I expect a response?

King, Jessica FIN:EX

From: Koolsbergen, Andrew EDUC:EX
Sent: Friday, June 24, 2016 8:29 AM
To: Lee.MLA, Richard LASS:EX
Cc: Begin, Robert G LASS:EX
Subject: RE: New submission from Contact Your Constituency

Will look into this and get back to you.

From: Lee.MLA, Richard [<mailto:Richard.Lee.MLA@leg.bc.ca>]
Sent: Thursday, June 23, 2016 11:27 PM
To: Koolsbergen, Andrew EDUC:EX
Cc: Begin, Robert G LASS:EX
Subject: RE: New submission from Contact Your Constituency

Hi Andrew,

s.2
2 wants to know the criteria and data that guided MoE to adopt a 95% threshold for large urban district when looking for new schools or expansions.

I guess that percentage is there because MoE doesn't want to spend capital on underutilized new schools and doesn't want the BoE to provide maintenance to too many empty classrooms. But is 95% optimal? Why not 97% or 93%.

Thanks.

Richard.

From s.22
Sent: June 22, 2016 8:50 PM
To: Lee.MLA, Richard <Richard.Lee.MLA@leg.bc.ca>
Subject: Re: New submission from Contact Your Constituency

Hi Richard,

Thank you for the data and the context. Attempting to cut through rhetoric and understand what is asked of school districts and what is achieved. Of course I have another question.

What criteria and data guided the Ministry of Education to adopt a 95% large urban district threshold when looking for new schools or expansions.

Thank you again for always providing information .Astounded at times when I see how late it is when you reply. ...

s.22

On Wed, Jun 22, 2016 at 5:45 PM, Lee.MLA, Richard <Richard.Lee.MLA@leg.bc.ca> wrote:

Hi s.2
2 I got the following back from the Ministry of Education:

- There are no capacity targets for seismic upgrades.

· The 95% threshold is for large urban districts only, is a districtwide target, and applies only when looking for new schools or expansions. It is NOT a seismic target.

· We have had discussions with districts to ensure we are not upgrading schools that may close; hence why we ask districts with declining enrolment to take a hard look and prioritize their seismic upgrades.

- Seismic projects have been supported throughout the Burnaby School District. Of the 13 schools that need seismic upgrading, 8 have been completed; 2 are underway; 2 are in business case development and one is remaining. These schools have a variety of utilizations as noted below.

Completed seismic projects in SD41:

- 2010 - Capitol Hill Elementary: Capacity Utilization = 69%
 - 2010 - Douglas Road Elementary: Capacity Utilization = 102%
 - 2010 - Edmonds Community: Capacity Utilization = 62%
 - 2010 - Chaffey-Burke Elementary: Capacity Utilization = 99%
 - 2010 - Brantford Elementary: Capacity Utilization = 224%
 - 2011 - Cariboo Hill Secondary: Capacity Utilization = 57%
 - 2011 - Gilmore Community Elementary: Capacity Utilization = 82%
 - 2012 - Burnaby Central Secondary: Capacity Utilization = 106%

Underway

- Alpha Secondary School: Capacity Utilization = 95%
- Montecito Elementary: Capacity Utilization = 139%

Options and Business Case Development

- Stride Avenue Elementary: Capacity Utilization = 74%
- Burnaby North Secondary: Capacity Utilization = 90%

Future consideration:

- Armstrong Elementary: Capacity Utilization = 83%

I hope this answers your questions.

Best regards,

Richard.

From: s.22
Sent: June 19, 2016 1:01 AM
To: Lee.MLA, Richard <Richard.Lee.MLA@leg.bc.ca>
Subject: RE: New submission from Contact Your Constituency

Thank you for the quick reply and update. Very Appreciated.

On Jun 19, 2016 12:34 AM, "Lee.MLA, Richard" <Richard.Lee.MLA@leg.bc.ca> wrote:

Sorry, s.22 I have asked for a response on May 17. I will follow up. Richard.

From: s.22
Sent: June 18, 2016 7:06 PM
To: Lee.MLA, Richard <Richard.Lee.MLA@leg.bc.ca>
Subject: New submission from Contact Your Constituency

Name
s.22
Email
s.22
Riding
Burnaby North
Comments & Feedback
Awaiting response to question on how Ministry of Education decided on 95% occupancy requirement of BC schools.
When can I expect a response?

King, Jessica FIN:EX

From: Koolsbergen, Andrew EDUC:EX
Sent: Tuesday, June 21, 2016 12:32 PM
To: 'Lee, Richard'
Cc: Claus, Rachel LASS:EX; Begin, Robert G LASS:EX; Secord, Doug LASS:EX
Subject: RE: New submission from Contact Your Constituency

I've copied some info below that will help with your response.

- There are no capacity targets for seismic upgrades.
- The 95% threshold is for large urban districts only, is a districtwide target, and applies only when looking for new schools or expansions. It is NOT a seismic target.
- We have had discussions with districts to ensure we are not upgrading schools that may close; hence why we ask districts with declining enrolment to take a hard look and prioritize their seismic upgrades.
- Seismic projects have been supported throughout the SD. Of the 13 schools that need seismic upgrading, 8 have been completed; 2 are underway; 2 are in business case development and one is remaining. These schools have a variety of utilizations as noted below.

Completed seismic projects in SD41:

- 2010 - Capitol Hill Elementary: Capacity Utilization = 69%
- 2010 - Douglas Road Elementary: Capacity Utilization = 102%
- 2010 - Edmonds Community: Capacity Utilization = 62%
- 2010 - Chaffey-Burke Elementary: Capacity Utilization = 99%
- 2010 - Brantford Elementary: Capacity Utilization = 224%
- 2011 - Cariboo Hill Secondary: Capacity Utilization = 57%
- 2011 - Gilmore Community Elementary: Capacity Utilization = 82%
- 2012 - Burnaby Central Secondary: Capacity Utilization = 106%

Underway

- Alpha Secondary School: Capacity Utilization = 95%
- Montecito Elementary: Capacity Utilization = 139%

Options and Business Case Development

- Stride Avenue Elementary: Capacity Utilization = 74%
- Burnaby North Secondary: Capacity Utilization = 90%

Future consideration:

- Armstrong Elementary: Capacity Utilization = 83%

From: Lee, Richard [<mailto:Richard.Lee@leg.bc.ca>]
Sent: Sunday, June 19, 2016 12:48 AM
To: Koolsbergen, Andrew EDUC:EX

Cc: Claus, Rachel LASS:EX; Begin, Robert G LASS:EX; Secord, Doug LASS:EX
Subject: FW: New submission from Contact Your Constituency

Hi Andrew, maybe you can help. Thanks. Richard.

From: Lee.MLA, Richard
Sent: May 17, 2016 12:14 AM
To: Secord, Doug <Doug.Secord@leg.bc.ca>
Cc: Claus, Rachel <Rachel.Claus@leg.bc.ca>
Subject: FW: New submission from Contact Your Constituency

Hi Doug, can you get the information? Thanks. Richard.

From s.22
Sent: May 16, 2016 8:45 PM
To: Lee.MLA, Richard <Richard.Lee.MLA@leg.bc.ca>
Subject: New submission from Contact Your Constituency

Name
s.22
Email
s.22
Riding
Burnaby North
Comments & Feedback
I have question regarding the Ministry of Education. School Boards are now required, prior to release of seismic upgrading of schools, to demonstrate that schools are at 95% of capacity / enrollment. What was the process to come to this percentage? What is it based upon? Are records available to review the final rationale for this threshold? Thank you

King, Jessica FIN:EX

From: Koolsbergen, Andrew EDUC:EX
Sent: Friday, June 24, 2016 12:09 PM
To: Mason, Shanna EDUC:EX
Cc: O'Callaghan, Jacqueline EDUC:EX; Mounteney, Renee EDUC:EX; Nyikes, Michael EDUC:EX; Vijandre, Carlo EDUC:EX; Byng, Dave A EDUC:EX; Keenan, Jason GCPE:EX
Subject: RE: MO request - New submission from Contact Your Constituency

Thanks!

From: Mason, Shanna EDUC:EX
Sent: Friday, June 24, 2016 12:06 PM
To: Koolsbergen, Andrew EDUC:EX
Cc: O'Callaghan, Jacqueline EDUC:EX; Mounteney, Renee EDUC:EX; Nyikes, Michael EDUC:EX; Vijandre, Carlo EDUC:EX; Byng, Dave A EDUC:EX; Keenan, Jason GCPE:EX
Subject: RE: MO request - New submission from Contact Your Constituency

Hi All,

s.13

Shanna Mason

Assistant Deputy Minister
Planning & Major Projects
Ministry of Education
Shanna.mason@gov.bc.ca
250-356-6750

From: O'Callaghan, Jacqueline EDUC:EX
Sent: Friday, June 24, 2016 11:25 AM
To: Mounteney, Renee EDUC:EX; Mason, Shanna EDUC:EX
Subject: MO request - New submission from Contact Your Constituency

Morning both,
I am assuming you provided the answer below on the original request.
See heightened follow up request from MO.
Can you please provide me with a response.
Thank you.

From: Travelbea, Jennifer EDUC:EX
Sent: Friday, June 24, 2016 11:06 AM
To: O'Callaghan, Jacqueline EDUC:EX
Subject: Fwd: New submission from Contact Your Constituency

For action please & thanks!

Sent from my iPhone

Begin forwarded message:

From: "Koolsbergen, Andrew EDUC:EX" <Andrew.Koolsbergen@gov.bc.ca>
Date: June 24, 2016 at 8:22:13 AM PDT
To: "Travelbea, Jennifer EDUC:EX" <Jennifer.Travelbea@gov.bc.ca>
Subject: FW: New submission from Contact Your Constituency

Hey Jen,

Follow up question on the Richmond capacity issue. The question is below. The previous response to the individual is lower in this email.

Thank you for the data and the context. Attempting to cut through rhetoric and understand what is asked of school districts and what is achieved. Of course I have another question. What criteria and data guided the Ministry of Education to adopt a 95% large urban district threshold when looking for new schools or expansions.

? There are no capacity targets for seismic upgrades.

· The 95% threshold is for large urban districts only, is a districtwide target, and applies only when looking for new schools or expansions. It is NOT a seismic target.

· We have had discussions with districts to ensure we are not upgrading schools that may close; hence why we ask districts with declining enrolment to take a hard look and prioritize their seismic upgrades.

- ? Seismic projects have been supported throughout the Burnaby School District. Of the 13 schools that need seismic upgrading, 8 have been completed; 2 are underway; 2 are in business case development and one is remaining. These schools have a variety of utilizations as noted below.

Completed seismic projects in SD41:

- 2010 - Capitol Hill Elementary: Capacity Utilization = 69%
- ? 2010 - Douglas Road Elementary: Capacity Utilization = 102%
- ? 2010 - Edmonds Community: Capacity Utilization = 62%
- ? 2010 - Chaffey-Burke Elementary: Capacity Utilization = 99%
- ? 2010 - Brantford Elementary: Capacity Utilization = 224%
- ? 2011 - Cariboo Hill Secondary: Capacity Utilization = 57%
- ? 2011 - Gilmore Community Elementary: Capacity Utilization = 82%
- ? 2012 - Burnaby Central Secondary: Capacity Utilization = 106%

Underway

- ? Alpha Secondary School: Capacity Utilization = 95%
- ? Montecito Elementary: Capacity Utilization = 139%

Options and Business Case Development

- ? Stride Avenue Elementary: Capacity Utilization = 74%
- ? Burnaby North Secondary: Capacity Utilization = 90%

Future consideration:

- ? Armstrong Elementary: Capacity Utilization = 83%

From: Bernier, Mike EDUC:EX
Sent: Thursday, June 23, 2016 12:44 PM
To: Keenan, Jason GCPE:EX
Subject: Re: Key messages

Yep

Mike

On Jun 23, 2016, at 10:59 AM, Keenan, Jason GCPE:EX <Jason.Keenan@gov.bc.ca> wrote:

Good to send to PO and others?

Key Messages – Vancouver

Enrollment and closures

- There are 6,500 fewer students in Vancouver today than there were in 2001 – a drop of more than 10 per cent. At the same time provincial funding flowing into Vancouver has risen by 20%.
- Expected enrollment increases are relatively tiny – the VSB in its Long Range Facility Plan expects 550 more students by 2030, a bump of only 1%.
- Despite large declines in students attending VSB schools, Vancouver has only closed a single school annex in the past 15 years.
- By comparison smaller districts like Greater Victoria, North Vancouver, and Prince George have all amalgamated schools and moved ahead on seismic mitigation
- According to the Special Auditor investigation of the Vancouver School Board. There are 9,000 empty seats in Vancouver kept open at a cost of \$37 million a year.

Capacity and upgrades

- The capacity target of 95% for seismic upgrades in the MOU the VSB signed in 2014 is a goal to be worked toward not a cut-off. – a goal meant to ensure money is invested in students and not empty seats.
- Claims that there is no money if the district or a school is below 95% is wrong. In fact 7 seismic upgrades worth \$169 million are under way in Vancouver today.
 - Sir Sandford Fleming Elementary, \$25.9 million seismic replacement
 - Sir Charles Kingsford-Smith Elementary, \$11.6 million seismic upgrade
 - Lord Nelson Elementary, \$18 million seismic replacement
 - Lord Strathcona Elementary, \$25.6 million seismic upgrade
 - L'Ecole Bilingue Elementary, \$15.2 million seismic replacement
 - General Gordon Elementary, \$14.7 million seismic replacement
 - Kitsilano Secondary school, \$57.8 million seismic upgrade and replacement – the largest school seismic project in B.C. history

Balanced budgets

- Under the School Act boards must adopt, by bylaw, a balanced budget by June 30.
- Under Section 172 of the Act boards can be dismissed for failing to meet the Act's requirements as well as for putting the district into serious financial jeopardy.
- 45 districts have already submitted balanced budgets ahead of the deadline.
- We look forward to the VSB tabling its legally required balanced budget by June 30.

Jason A Keenan
Communications Director
Ministry of Education
Government Communications and Public Engagement
Office: 250-356-8713 Mobile: 778-679-5546

King, Jessica FIN:EX

From: Holme, Matt EDUC:EX
Sent: Monday, June 20, 2016 9:30 AM
To: Mills, Shane PREM:EX
Cc: Koolsbergen, Andrew EDUC:EX; Chin, Ben PREM:EX; Gordon, Matt GCPE:EX
Subject: RE: Global News: BC 1: Bernier/Dix - school closures

Yes. Jason has sent the correct info to the outlets and we are looking to set up a 4 pm conference call.
The 95% rule is a flexible, district-wide rule in Vancouver. It is not a school specific rule.
Thanks,
Matt

From: Mills, Shane PREM:EX
Sent: Monday, June 20, 2016 9:14 AM
To: Holme, Matt EDUC:EX
Cc: Koolsbergen, Andrew EDUC:EX; Chin, Ben PREM:EX; Gordon, Matt GCPE:EX
Subject: FW: Global News: BC 1: Bernier/Dix - school closures

Hey Matt

Just to confirm plan for today – correcting misinformation as needed (specifically around 95 per cent) and then respond actively after the list is released.

Thanks
Shane

From: tno@gov.bc.ca [<mailto:tno@gov.bc.ca>]
Sent: Monday, June 20, 2016 9:07 AM
Subject: Global News: BC 1: Bernier/Dix - school closures

Global News: BC 1 (Vancouver)

20-Jun-2016 09:00

Copyright

School District Profiles

School District No. 38

Richmond



Background

Position	Name	MLA Constituency
Superintendent	Sherry Elwood	
Board Chair	Debbie Tablotney	
Secretary-Treasurer	Mark De Mello	
MLA:	Teresa Wat	Richmond Centre
	John Yap	Richmond-Steveston
	Linda Reid	Richmond East
Trustees:	Jonathan Ho	
	Ken Hamaguchi	
	Sandra Nixon	
	Alice Wong	
	Eric Yung	
	Donna Sargent	

Student Enrollment (2015/16)

Elementary	Secondary	Graduated Adult Students	Total
11,385	9,892	16	21,293

School Count (Public & Independent)

Elementary	Elementary Jr. Secondary	Elementary-Secondary	Junior	Middle	Secondary	Senior Secondary	Total
39	-	-	-	-	13	-	52

Enrolment and Funding

Year	September	Full-Year		
	Enrolment (FTE)	Enrolment (FTE)	Operating Funding	Per Pupil
2000/01	23,358	23,358	\$143,209,637	\$6,131
2001/02	23,268	23,268	\$144,163,480	\$6,196
2002/03	22,945	22,945	\$144,131,612	\$6,282
2003/04	22,768	22,768	\$143,053,653	\$6,283
2004/05	22,508	22,508	\$145,124,777	\$6,448
2005/06	22,375	22,375	\$150,249,466	\$6,715
2006/07	22,255	22,259	\$157,728,752	\$7,086
2007/08	22,090	22,191	\$161,778,794	\$7,290
2008/09	21,903	22,587	\$167,413,144	\$7,412
2009/10	21,923	22,404	\$169,933,637	\$7,585
2010/11	21,832	22,414	\$174,984,835	\$7,807
2011/12	21,614	22,342	\$176,457,592	\$7,898
2012/13	21,153	22,015	\$175,574,647	\$7,975
2013/14	20,747	21,637	\$174,755,588	\$8,077
2014/15	20,230	20,539	\$170,845,887	\$8,318
2015/16 estimated as at March 2015	19,869	20,630	\$172,393,811	\$8,356

One-Time Funding	
2001/02	\$4,361,334
2002/03	\$2,060,601
2003/04	\$1,255,210
2004/05	\$1,077,548
2005/06	\$42,950
2006/07	\$9,514,952
2007/08	\$0
2008/09	\$0
2009/10	\$0
2010/11	\$0
2011/12	\$0
2014/15 (labour settlement)	\$3,804,835
Total	\$22,117,430

Accumulated Operating Fund Surplus/(Deficit)*	
1995	\$2,004,544
1996	\$1,774,521
1997	\$813,418
1998	\$1,232,416
1999	\$1,917,772
2000	\$1,934,993
2001	\$1,304,279
2002	\$3,272,633
2003	\$10,090,943
2004	\$5,796,774
2005	\$(684,932)
2006	\$2,027,108
2007	\$4,426,023
2008	\$5,678,119
2009	\$1,499,164
2010	\$(405,604)
2011	\$1,645,487
2012	\$3,079,794
2013	\$5,365,619
2014	\$6,766,700
2015	\$9,790,949

**Prior to 2005, unfunded employee future benefits liabilities were not identified.*

Capacity Utilization

2014/15 ACTUAL ENROLMENT				OPERATING CAPACITY				PERCENT UTILIZATION
K	ELEM	MIDDLE	SEC	K	ELEM	MIDDLE	SEC	TOTAL
1,290	9,977	-	8,589	1,406	11,836	-	11,475	79.6%

Total Capital Investment

Since 2001, the Province has invested more than \$88.3M for capital and seismic projects completed in the Richmond School District, including three school enhancement projects at Robert J. Tait Elementary, General Currie Elementary and Robert Alexander McMath Secondary. In addition, the Province invested more than \$6.1M for additional space for Full-Day Kindergarten.

Completed Capital Projects

Year	New	Replace	Additions	Reno	Site	Seismic	School Enhancement	Total Cost	Buses
2001/02	0	0	4	0	0	0	0	\$5,216,270	0
2002/03	0	0	0	0	0	0	0	0	2
2003/04	1	1	0	0	0	0	0	\$41,941,076	0
2004/05	0	0	0	0	0	0	0	0	0
2005/06	0	0	0	0	0	0	0	0	2
2006/07	0	1	0	0	1	0	0	\$5,446,019	2
2007/08	0	0	0	0	0	0	0	\$15,310,274	0
2008/09	0	0	0	0	0	0	0	0	2
2009/10	0	0	0	0	0	1	0	\$3,901,695	2
2010/11	0	0	0	0	0	0	0	0	3
2011/12	0	0	0	0	0	0	0	\$16,493,706	0
2012/13	0	0	0	0	0	1	0	0	2
2013/14	0	0	0	0	0	0	0	0	1
2014/15	0	0	0	0	0	0	0	0	0
2015/16	0	0	0	1	0	1	1	\$1,498,737	0
Total	1	2	4	1	1	3	1	\$89,807,777	16

Projects Completed Since 2001

Year	School	Project	Total Cost
2001	Donald E McKay Elementary	Addition to increase capacity from 40K/175 to 40K/250	\$0.97M
2001	Hamilton Elementary	Addition for capacity increase from 40K/200 to 80K/300	\$2.1M
2001	Tomekichi Homma Elementary	Addition for capacity increase from 80K/425 to 80K/500	\$0.57M
2001	WD Ferris Elementary	Addition for capacity increase from 80K/400 to 80K/625	\$1.6M
2003	AR MacNeill Secondary	New 1200 capacity school	\$25.4M
2003	Richmond Secondary	Replacement of 1200 capacity school	\$16.6M
2006	MacNeill Secondary	Site acquisition for playfields/site development (approved in 2003/04)	\$5.4M (includes land capital and restricted capital \$780,000)

2007	Steveston London Secondary	Replacement for capacity increase from 875 to 1,375 secondary students	\$15.3M
2015	General Currie Elementary	Boiler replacement	\$ 193,500
2015	James Whiteside Elementary	Renovation/School Protection Program Claim	\$ 510,000
2015	McMath Secondary	Boiler replacement	\$ 139,700
2015	Robert Tait Elementary	Roof upgrade	\$ 665,000
2016	Facilities, Maintenance and Operations	Purchase 3 electric vehicles	\$111,893

Approved/Supported Projects

Year	School	Project	Total Cost
2016	Henry Anderson Elementary	Addition of 8 classrooms	\$5.0M

Projects Supported for Full-Day Kindergarten

Classroom Conversions = 6
 New Modular Classrooms = 10
 Addition: Henry Anderson Elementary = 4 classrooms
 Total Capital Funding: \$6.05M

Seismic Mitigation Program

School	Project	Status	Total Cost
Samuel Brighthouse Elementary	Replacement with Neighborhood Learning Centre	Complete 2011	\$16.5M
Garden City Elementary	Seismic upgrading	Complete 2009	\$3.9M
James Gilmore Elementary	Seismic upgrade	Planning Stage	TBD

Class Size

There were 547 (95%) fewer classes with more than 30 students in 2015/16 than in 2005/06.

StrongStart BC Program

7 StrongStart BC programs

Total Annual Funding - \$ 224,000 Total Funding to Date – \$1.80M

1. Mitchell Elementary morning program(Richmond)
2. Mitchell Elementary afternoon program(Richmond)
3. R.M. Grauer Elementary (Richmond)
4. Daniel Woodward Elementary morning program(Richmond)
5. Daniel Woodward Elementary afternoon program(Richmond)
6. John T Errington Elementary (Richmond)
7. James Thompson Elementary (Richmond)

School Closures by Board

Year	School	Reasoning
2002/03	Garratt Annex	Declining enrolment
2002/03	Rideau Park	Declining enrolment
2002/03	Kilgour Elementary **	Declining enrolment
2003/04	Richmond Secondary	Replacement
2004/05	Sidaway Elementary	Declining enrolment
2006/07	Steveston Secondary	Replacement

****Note:** This school is leased to SD 93 - CSF

Satisfaction Survey - Learning *

Satisfaction Rates (%)

Year	Grade 7 Students		Grade 12 Students		Elementary Parents		Secondary Parents		Staff	
	SD	Prov	SD	Prov	SD	Prov	SD	Prov	SD	Prov
2005/06	57	47	46	46	74	80	69	72	82	73
2006/07	54	46	45	46	75	80	67	73	86	75
2007/08	59	46	51	48	77	82	76	75	76	73
2008/09	54	43	52	48	70	78	69	72	92	74
2009/10	53	43	48	44	75	79	74	74	77	70
2010/11	57	45	47	44	71	75	69	70	83	67
2011/12	51	44	46	45	58	67	54	58	68	63
2012/13	58	48	46	45	70	73	68	68	72	63
2013/14	53	47	46	41	64	71	69	66	67	63
2014/15	58	48	44	41	67	69	68	61	-	-

Participation Rates (%)

Year	Grade 7 Students		Grade 12 Students		Elementary Parents		Secondary Parents	
	SD	Prov	SD	Prov	SD	Prov	SD	Prov
2005/06	95	86	49	55	57	46	8	10
2006/07	94	87	60	61	61	43	10	9
2007/08	91	86	58	59	57	38	9	7
2008/09	90	85	67	58	25	16	6	4
2009/10	78	83	55	58	18	15	7	4
2010/11	89	85	63	60	25	17	9	5
2011/12	93	31	63	22	20	5	9	2
2012/13	90	79	61	56	25	12	9	4
2013/14	89	74	68	54	20	12	10	4
2014/15	80	73	62	52	19	14	13	5

* The listed percentages represent only the top two levels of a 5 level spectrum of satisfaction representing "Many Times" and "All of the Time".

Foundation Skills Assessment - Writers Only

Meeting or Exceeding Expectations (%) *

Year	Grade 4 Reading		Grade 4 Writing		Grade 4 Numeracy		Grade 7 Reading		Grade 7 Writing		Grade 7 Numeracy	
	SD	Prov	SD	Prov	SD	Prov	SD	Prov	SD	Prov	SD	Prov
2007/08	86	82	82	80	87	77	81	76	90	84	90	77
2008/09	87	82	88	82	89	78	87	79	93	80	92	75
2009/10	87	80	95	84	87	76	87	78	97	84	92	75
2010/11	85	81	93	87	86	79	88	79	94	88	90	74
2011/12	86	82	91	85	88	80	86	77	98	87	89	73
2012/13	86	83	89	87	88	79	85	78	90	87	91	76
2013/14	86	82	92	85	88	79	85	79	94	87	88	75
2014/15	87	82	88	86	88	78	87	79	94	89	90	73

Participation Rates (%)

Year	Grade 4 Reading		Grade 4 Writing		Grade 4 Numeracy		Grade 7 Reading		Grade 7 Writing		Grade 7 Numeracy	
	SD	Prov	SD	Prov	SD	Prov	SD	Prov	SD	Prov	SD	Prov
2007/08	88	91	86	89	88	91	91	91	90	89	92	91
2008/09	87	84	86	83	87	84	88	84	87	83	88	84
2009/10	82	84	81	82	83	83	83	83	82	81	83	83
2010/11	83	85	82	83	83	85	85	84	84	82	85	84
2011/12	83	85	83	84	83	85	85	83	84	82	85	83
2012/13	84	86	83	85	84	86	82	84	81	83	82	84
2013/14	83	85	82	84	83	85	84	84	83	82	84	84
2014/15	74	82	73	81	74	82	77	80	76	79	78	80

* The new FSA started in 2007/08 school year. There are three important changes: (1). The FSA occurs in February instead of May. (2) The Multiple-choice questions are done online, using computers. (3) Teachers score students' written work but the scoring takes place in schools or districts.

Grade 10 English Final Mark - Pass (C- or Better)*

Year	All Students		Female		Male		Aboriginal		ELL		Special	
	SD	Prov	SD	Prov	SD	Prov	SD	Prov	SD	Prov	SD	Prov
2005/06	95	96	98	98	93	95	90	90	90	91	91	90
2006/07	95	96	98	98	93	94	95	90	92	92	80	92
2007/08	96	96	98	98	94	95	89	91	93	92	85	93
2008/09	97	97	98	98	95	95	91	91	94	93	90	93
2009/10	97	97	98	98	97	95	100	92	96	94	95	93
2010/11	96	97	98	98	95	95	95	92	95	94	89	92
2011/12	97	97	99	98	95	95	96	91	94	94	88	92
2012/13	97	97	98	98	96	96	100	93	96	95	91	94
2013/14	97	97	98	98	96	95	100	92	96	94	94	93
2014/15	96	96	96	97	95	94	80	90	91	89	90	91

* Note: The number of students who received a passing letter grade of A, B, C+, C, or C- as their final exam marks in a particular year, divided by the number of students who receive a letter grade of A through F as their final exam marks in that year.

Six-Year Completion Rate*

Year	All Students		Female		Male		Aboriginal		ELL		Special	
	SD	Prov	SD	Prov	SD	Prov	SD	Prov	SD	Prov	SD	Prov
2005/06	93.4	80.2	96.7	83.8	90.4	76.7	56.2	47.7	94.4	83.1	70.1	43.8
2006/07	92.1	80.1	95.6	83.8	88.9	76.7	58.4	47.3	92.9	82.6	67.8	44.3
2007/08	91.2	78.8	96.4	82.0	86.1	75.8	65.1	46.9	92.8	81.7	57.5	44.1
2008/09	89.0	79.2	92.6	82.1	85.5	76.5	62.8	48.8	90.2	81.5	68.1	45.7
2009/10	90.5	79.7	93.5	82.6	87.9	77.0	63.9	50.4	94.8	81.5	59.4	49.1
2010/11	89.8	81.0	94.8	83.4	85.2	78.7	45.0	53.7	93.6	83.3	59.0	52.7
2011/12	88.8	81.8	93.3	83.9	84.5	79.7	68.8	56.4	93.0	83.3	70.5	55.6
2012/13	90.3	83.6	92.9	85.4	87.9	81.9	73.8	59.4	93.5	86.1	67.6	58.7
2013/14	89.2	84.2	90.7	86.4	87.9	82.1	53.5	61.6	94.6	86.6	73.4	62.2
2014/15	89.3	83.9	93.3	86.0	85.7	81.9	68.4	63.0	93.6	86.2	72.6	65.9

* Note: The proportion of students who graduate, with a British Columbia Certificate of Graduation or British Columbia Adult Graduation Diploma, within six years from the first time they enroll in Grade 8, adjusted for migration in and out of British Columbia.

King, Jessica FIN:EX

From: Koolsbergen, Andrew EDUC:EX
Sent: Thursday, June 23, 2016 11:43 AM
To: Haince, Micah LASS:EX
Subject: RE: District Profile
Attachments: profile-sd38-richmond.pdf

Profile attached.

Also here is a link to all the profiles online for future use.

<http://www2.gov.bc.ca/gov/content/education-training/administration/kindergarten-to-grade-12/school-district-profiles>

From: Haince, Micah [<mailto:Micah.Haince@leg.bc.ca>]
Sent: Thursday, June 23, 2016 11:35 AM
To: Koolsbergen, Andrew EDUC:EX
Subject: District Profile

Hi Andrew,

Wondering if you have the District Profile for Bridge Elementary in MLA John Yap's riding. There are a few factual inaccuracies in the editorial below that would like to push back on. Although I am still waiting on Yap to determine our approach, this information will be helpful. Facts we would like proof points to counter with are highlighted for your reference below.

Letter: Richmond parents proudly stood united

Richmond News

JUNE 22, 2016 10:15 AM

Copyright

Richmond

Thank you sir,

Micah Haince
Senior Communications Advisor
BC Government Caucus Communications
Cell: (250) 418-5472
Email: Micah.Haince@leg.bc.ca

King, Jessica FIN:EX

From: Koolsbergen, Andrew EDUC:EX
Sent: Thursday, June 23, 2016 4:08 PM
To: Haince, Micah LASS:EX
Subject: RE: District Profile

So the 95% in Vancouver is for seismic but is not a cut off, only a target. I added a line to specify that this is for Richmond

I've also added a suggested line instead of your final one that has some process in it. Yes we are waiting for their final facilities plan to find out what is happening.

From: Haince, Micah [mailto:Micah.Haince@leg.bc.ca]
Sent: Thursday, June 23, 2016 3:55 PM
To: Koolsbergen, Andrew EDUC:EX
Subject: RE: District Profile

Thoughts on this? I feel as though we are missing a line at the very end that says something regarding the process.... Which is essentially that we're waiting for the school board to let us know that decision they've taken, correct?

Dear Editor,

I am writing in response to the editorial that ran on Wednesday, June 22 with respect to the potential closure of Bridge Elementary. I feel the need to clarify several factual inaccuracies that have been reported.

I would like to clarify that there is in fact no mandated 95% capacity requirement for the Richmond school district to receive funding for seismic upgrading. The 95% threshold is for large urban districts only, is a districtwide target, and applies only when looking for new schools or major capital upgrades.

To prove this, I've listed below several schools in Richmond who have received seismic upgrade funding who have utilization rates lower than 95%: in 2009: Garden City Elementary (92% utilization rate); in 2011: Samuel Brighthouse Elementary (76% utilization rate); in 2007: Lord Byng Elementary (80% utilization rate).

Lastly, I would like to address the notion that there have been years of cutbacks. We're investing a record \$5.1 billion in public education this year. Annual education funding is \$1.2 billion higher than it was in 2000/01 - a 32% increase. And we are proud that our school system has one of the best outcomes in the world with B.C students.

I look forward to the school district's completed Long Range Facilities Plan, which will position them to identify even more schools for seismic mitigation investments on top of the ones already funded by this government.

s.13

John Yap, MLA for Richmond-Steventon

From: Koolsbergen, Andrew EDUC:EX [mailto:Andrew.Koolsbergen@gov.bc.ca]
Sent: Thursday, June 23, 2016 3:36 PM

To: Haince, Micah <Micah.Haince@leg.bc.ca>

Subject: RE: District Profile

From: Haince, Micah [mailto:Micah.Haince@leg.bc.ca]

Sent: Thursday, June 23, 2016 3:29 PM

To: Koolsbergen, Andrew EDUC:EX

Subject: RE: District Profile

250-418-5472

From: Haince, Micah

Sent: Thursday, June 23, 2016 3:28 PM

To: 'Koolsbergen, Andrew EDUC:EX' <Andrew.Koolsbergen@gov.bc.ca>

Subject: RE: District Profile

Can you give me a really quick ring?

From: Koolsbergen, Andrew EDUC:EX [mailto:Andrew.Koolsbergen@gov.bc.ca]

Sent: Thursday, June 23, 2016 12:20 PM

To: Haince, Micah <Micah.Haince@leg.bc.ca>

Subject: RE: District Profile

I've attached a HN and some messaging below that should help as well.

We're investing a record \$5.1 billion in public education this year. Annual education funding is \$1.2 billion higher than it was in 2000/01 - a 32% increase.

There are no space utilization requirements for seismic upgrades.

The 95% threshold is for large urban districts only, is a districtwide target, and applies only when looking for new schools or major capital upgrades. It is NOT a seismic target.

We have discussions with districts to ensure we are not upgrading schools that may close. That's why we ask districts with declining enrolment to take a hard look and prioritize their seismic upgrades.

The Richmond school district has a significant volume of surplus seats in many of their schools, and has indicated to the Ministry they are considering consolidating some schools,

Since SD 38 have not yet completed a Long Range Facilities Plan, they have been unable to clearly identify priorities for seismic investment.

However, as SD 38 finalizes their Long Range Facilities Plan, they will be well positioned to identify priorities schools for seismic mitigation investments.

We look forward to working with the SD 38 to build on the seismic mitigation projects already completed in Richmond.

Completed seismic projects in SD 83:

- > 2009: Garden City Elementary (92% utilization rate)
- > 2011: Samuel Brighthouse Elementary (76% utilization rate)
- > 2007: Lord Byng Elementary (80% utilization rate)

Since 2001 enrollment has dropped by more than 10% in Vancouver -- by 6,200 students. At the same time funding has gone up more than 20%.

Since 2001 enrollment has dropped by more than 11% in Richmond -- by 2,658 students. At the same time funding has gone up just shy of 20%.

From: Haince, Micah [<mailto:Micah.Haince@leg.bc.ca>]

Sent: Thursday, June 23, 2016 11:35 AM

To: Koolsbergen, Andrew EDUC:EX

Subject: District Profile

Hi Andrew,

Wondering if you have the District Profile for Bridge Elementary in MLA John Yap's riding. There are a few factual inaccuracies in the editorial below that would like to push back on. Although I am still waiting on Yap to determine our approach, this information will be helpful. Facts we would like proof points to counter with are highlighted for your reference below.

Letter: Richmond parents proudly stood united

Richmond News

JUNE 22, 2016 10:15 AM

Copyright

Thank you sir,

Micah Haince

Senior Communications Advisor
BC Government Caucus Communications
Cell: (250) 418-5472
Email: Micah.Haince@leg.bc.ca

ADVICE TO MINISTER ESTIMATES NOTE

MARCH 31, 2016

ISSUE: INTER-PROVINCIAL COMPARISON OF PER PUPIL FUNDING

ADVICE AND RECOMMENDED RESPONSE:

- Each province includes a variety of different factors in their funding formulas, so interprovincial studies that are based on expenditures cannot provide accurate funding level comparisons.
- Statistics Canada warns in many of its studies that *“Care should be taken with cross jurisdictional comparisons.”*

SECONDARY MESSAGES:

- Annual operating grants are now over \$1 billion more than they were in 2000/01, even though September enrolment has declined by an estimated 70,000 FTE (since 2000/01).
- Every province delivers different education programs. For example, B.C. delivers full-day kindergarten while most other provinces do not.
- Similarly, each province includes a variety of different factors in their funding formulas. So even the best interprovincial studies cannot provide perfect comparisons.
- Compared to 2001, the grants to districts today are slightly ahead of inflation while the average per pupil amount is well above the rate of inflation over this period.

CURRENT STATUS:

Claim made by stakeholders:

- Average B.C. per-student funding is below Statistics Canada's national average in Canada, from 2007-08 to 2010-11.
- According to this data from 2011, BC is second worst in terms of per-student funding at \$1,000 less than the national average. Only PEI is doing worse. (BCTF news release, January 27, 2014).
- BC is getting further behind the rest of Canada in funding.

KEY FACTS REGARDING THE ISSUE:

- Comparing expenditures on a per FTE (full time equivalent) basis is a significant challenge and Federal-Provincial-Territorial discussions have taken place periodically to discuss the presentation of this data.
- The most egregious omission by Statistics Canada is that they reduce BC's provincial funding to school districts by an amount Statistics Canada calculates to approximate property tax – \$1.8 billion in 2013. Correcting for this error in 2013 results in BC moving from last in terms of per pupil provincial funding to 6th (only Quebec and the significantly smaller – and less comparable – provinces/territories of PEI, Newfoundland & Labrador, NWT & Nunavut, and Yukon were higher).
- Statistics Canada acknowledges that provinces/territories count expenditures and FTEs in varying ways and that the information presented in Statistics Canada tables is not comparable across provinces/territories.
- Although BC provides school system data to Statistics Canada, it is not used in the presented data as Statistics Canada collect their own data. Statistics Canada also converts any data they have to calendar year, which differs both from BC's government fiscal year and BC's school year.

Contact: Ian Aaron, Director

School District Financial Reporting,
Resource Management Division

(250) 415-1073

File Created: March 11, 2016

File Updated:

File Location:

SIGN OFF:

Program	Comm. Director	ADM	DM
Approved by Ian Aaron			

King, Jessica FIN:EX

From: Koolsbergen, Andrew EDUC:EX
Sent: Thursday, June 23, 2016 12:20 PM
To: Haince, Micah LASS:EX
Subject: RE: District Profile
Attachments: Inter-Provincial Per Pupil MIN 2016.docx

I've attached a HN and some messaging below that should help as well.

We're investing a record \$5.1 billion in public education this year. Annual education funding is \$1.2 billion higher than it was in 2000/01 - a 32% increase.

There are no space utilization requirements for seismic upgrades.

The 95% threshold is for large urban districts only, is a districtwide target, and applies only when looking for new schools or major capital upgrades. It is NOT a seismic target.

We have discussions with districts to ensure we are not upgrading schools that may close. That's why we ask districts with declining enrolment to take a hard look and prioritize their seismic upgrades.

The Richmond school district has a significant volume of surplus seats in many of their schools, and has indicated to the Ministry they are considering consolidating some schools,

Since SD 38 have not yet completed a Long Range Facilities Plan, they have been unable to clearly identify priorities for seismic investment.

However, as SD 38 finalizes their Long Range Facilities Plan, they will be well positioned to identify priorities schools for seismic mitigation investments.

We look forward to working with the SD 38 to build on the seismic mitigation projects already completed in Richmond.

Completed seismic projects in SD 83:

- > 2009: Garden City Elementary (92% utilization rate)
- > 2011: Samuel Brighthouse Elementary (76% utilization rate)
- > 2007: Lord Byng Elementary (80% utilization rate)

Since 2001 enrollment has dropped by more than 10% in Vancouver -- by 6,200 students. At the same time funding has gone up more than 20%.

Since 2001 enrollment has dropped by more than 11% in Richmond -- by 2,658 students. At the same time funding has gone up just shy of 20%.

From: Haince, Micah [<mailto:Micah.Haince@leg.bc.ca>]
Sent: Thursday, June 23, 2016 11:35 AM

To: Koolsbergen, Andrew EDUC:EX

Subject: District Profile

Hi Andrew,

Wondering if you have the District Profile for Bridge Elementary in MLA John Yap's riding. There are a few factual inaccuracies in the editorial below that would like to push back on. Although I am still waiting on Yap to determine our approach, this information will be helpful. Facts we would like proof points to counter with are highlighted for your reference below.

Letter: Richmond parents proudly stood united

Richmond News

JUNE 22, 2016 10:15 AM

Copyright

Thank you sir,

Micah Haince

Senior Communications Advisor

BC Government Caucus Communications

Cell: (250) 418-5472

Email: Micah.Haince@leg.bc.ca

King, Jessica FIN:EX

From: Bernier, Mike EDUC:EX
Sent: Sunday, June 26, 2016 10:08 AM
To: Keenan, Jason GCPE:EX
Subject: Re: Correction

Thanks. Shows that some media obviously have given up on facts and prefer the drama.

Mike

On Jun 26, 2016, at 10:04 AM, Keenan, Jason GCPE:EX <Jason.Keenan@gov.bc.ca> wrote:

Just an FYI

If Mike doesn't do a correction I'd suggest we send our own clarification letter in - short - but pointing out he'd ignored information we have provided.

Jason

Jason A Keenan
Communications Director
Ministry of Education
Government Communications and Public Engagement
Office: 250-356-8713 Mobile: 778-679-5546

From: Keenan, Jason GCPE:EX
Sent: Sunday, June 26, 2016 9:59 AM
To: 'Michael Smyth (msmyth@theprovince.com)'; Michael Smyth (nightlinebc@hotmail.com)
Subject: Correction

Hi Mike

Just saw the column. There's a couple of things wrong - can you get a correction in tomorrow's paper and in the online version?

The school board is required by law to balance its budget, and the government wants boards to push for 95-per-cent school occupancy before approving expensive seismic upgrades to keep students safe in earthquakes.

This is what I sent you - 95% is a districtwide target – and claims that it has to be met before a dollar of funding flows or that a school has to be at that level for seismic upgrades -- is plain wrong. I also sent the list of the \$170 million worth of seismic projects under way in Vancouver today that show this is wrong.

You also said the ministry doesn't count adult ed classrooms -- and I told you they would qualify -- the district just needs to bring them forward.

Can you let me know

Thanks

Jason A Keenan
Communications Director
Ministry of Education
Government Communications and Public Engagement
Office: 250-356-8713 Mobile: 778-679-5546

King, Jessica FIN:EX

From: Holme, Matt EDUC:EX
Sent: Friday, February 5, 2016 11:00 AM
To: Lowther, Brett GCPE:EX
Cc: Keenan, Jason GCPE:EX; Denniston, Tristan M MEM:EX
Subject: Re: CKNW mike smyth

Approved.

Sent from my BlackBerry 10 smartphone on the TELUS network.

From: Lowther, Brett GCPE:EX
Sent: Friday, February 5, 2016 10:57 AM
To: Holme, Matt EDUC:EX
Cc: Keenan, Jason GCPE:EX; Denniston, Tristan M EDUC:EX
Subject: CKNW mike smyth

Mike Smyth just emailed with about a 10 minute deadline to provide a response to school closure interview with Patti Bacchus that he is having on.

I can send him these bullets if you approve.

- **With respect to Vancouver, we are pleased they have presented a long term plan.**
- **There's no question that funding upgrades at under-utilized schools in Vancouver is unfair to all the other districts across the province who have worked to respond to declining enrollments - or are waiting for funding for projects to address growing enrollments. For example, districts like Victoria have made the difficult decisions to maximize their use of space.**
- **The 95 per cent target is what we expect all districts to try to meet. But we do understand that there are sometimes socioeconomic reasons within a community to be flexible.**
- **We will be working with school districts to look at things at a case-by-case basis.**
- **Last week is a perfect example. We announced a seismic upgrade, \$11.5m, in Vancouver to a school that had only 91% utilization capacity.**
- **That shows we're going to continue working with the school board on every opportunity.**
- **At the same time, there is flexibility and Ministry staff are available to review each individual school on a case by case basis and look at a variety of factors that may mean a lower utilization rate.**

From: Koolsbergen, Andrew EDUC:EX
Sent: Thursday, June 23, 2016 7:29 AM
To: Cadario, Michele PREM:EX
Cc: Holme, Matt EDUC:EX
Subject: Fw: NR - Seismic upgrades clarification

NR is below. This should be going out today.

Education Minister addresses misinformation about seismic upgrades

VANCOUVER – Parents are being misled regarding seismic upgrades in Vancouver and Richmond, Education Minister Mike Bernier said today.

“As a parent, I share the same goals as parents – seeing schools seismically upgraded as quickly as possible, and seeing the maximum number of taxpayer dollars supporting the education of students,” Bernier said. “Unfortunately the Vancouver School Board’s main focus seems to be on defending its squandering of \$37 million a year on empty seats rather than students.”

There are 6,500 fewer students in Vancouver today than there were in 2001 – a drop of more than 10 per cent. At the same time provincial funding flowing into Vancouver has risen by 20%. And money for seismic upgrades has continued to go to Vancouver.

“The biggest challenge facing the Vancouver School Board isn’t a formula and it isn’t funding – it has been a chronic failure to act. The VSB is in a crisis because for years the board has short-changed students and chosen to put empty classrooms ahead of students,” Bernier said. “What upsets me is that it is the students who pay the price for the board short-changing student services in order to protect empty seats.”

Bernier also said the hyperbole around capacity rates – especially VSB’s instance there is a 95% school target that must be met -- has been misleading. There is no school-based target and the 95% is a district wide goal – to be met over time.

“The board is well aware that the capacity target for seismic upgrades in the MOU they signed in 2014 is a goal to be worked toward – not a cut-off. We’ve made that clear by announcing a pair of seismic projects this year while the district capacity sits at 85 per cent – well below the MOU goal,” Bernier added.

The province has financially supported two seismic upgrades in Vancouver since the MOU was signed:

- Sir Sandford Fleming Elementary, a \$25.9 million seismic replacement
- Sir Charles Kingsford-Smith Elementary, a \$11.6 million seismic upgrade

In addition, a number of seismic projects are currently under construction despite the large number of empty seats across the Vancouver School District:

- Lord Nelson Elementary, \$18 million seismic replacement
- Lord Strathcona Elementary, \$25.6 million seismic upgrade
- L'Ecole Bilingue Elementary, \$15.2 million seismic replacement
- General Gordon Elementary, \$14.7 million seismic replacement
- Kitsilano Secondary school, \$57.8 million seismic upgrade and replacement – the largest school seismic project in B.C. history

Bernier said other districts across B.C. have moved forward and gotten rid of empty seats – and focussed their budgets on education services. Districts like Greater Victoria followed up school closures with the opening of new schools like Oak Bay Secondary. In North Vancouver they have almost completed their seismic upgrade program.

Bernier also clarified that there are no specific targets for Richmond to get going on seismic upgrades. Instead, the Ministry is waiting for a long-term facilities plan from Richmond that will clearly identify their seismic priorities that lines up with schools slated to remain open. Enrolment has dropped by more than 11% in Richmond -- by 2,658 students. At the same time funding has gone up just shy of 20%.

Since 2001 the province has invested more than \$1.12 billion to complete 153 high risk seismic projects across B.C.

"I'm disappointed that misinformation has impacted so many parents – and muddied the waters on how we can move forward on our key task – supporting students over empty seats," Bernier said. "I also want to add that I look forward to the VSB tabling its legally required balanced budget by the end of the month."