



Application for a Community Gaming Grant

Gaming Policy and Enforcement Branch – Licensing and Grants Division

Mail: PO Box 9310, Stn Prov Govt, Victoria, BC V8W 9N1
Courier: 3rd Floor, 910 Government St., Victoria, BC V8W 1X3
Telephone: (250) 387-5311 | Web: www.gaming.gov.bc.ca

L&G File#: (for your organization)

107736

BEFORE YOU START

Use this form to apply for a community gaming grant to support community programs. Effective February 1, 2015, only online applications will be accepted.

- Review the 'Guidelines – Applying for a Community Gaming Grant'. *
- Review the 'Community Gaming Grant – Pre-Application Checklist'. *
- Submit only one application for a community gaming grant per year.
- Applications can be completed and submitted using the online service at: www.gaming.gov.bc.ca
- If applying by mail, use the latest version of this form. *
- Items in 'Section 5 – Additional Requirements (Application Attachments)' are required to complete this application.
- Late or incomplete applications will generally be returned to the applicant without being processed.
- Do not fax or e-mail your application, it will not be accepted.
- Confirm your application has been received by viewing application status at: www.gaming.gov.bc.ca

* Available at: www.gaming.gov.bc.ca/grants/forms-guidelines.htm

NOTE: Do not use this form to apply for a major capital project grant or PAC/DPAC grant.

Sectors and annual application timelines:

Arts and Culture	Apply between Feb 1 and May 31. Final notification by Aug 31.
Sport	Apply between Feb 1 and May 31. Final notification by Aug 31.
Public Safety	Apply between Jul 1 and Aug 31. Final notification by Nov 30.
Human and Social Services (including service clubs)	Apply between Aug 1 and Nov 30. Final notification by Feb 28.
Environment	Apply between Jul 1 and Aug 31. Final notification by Nov 30.

SECTION 1 – ORGANIZATION INFORMATION

PLEASE PRINT CLEARLY

Organization name: (as it appears on the constitution and/or certificate of incorporation if applicable) B.C. Freedom of Information & Privacy Association		
Organization mailing address: Unit, Street, and/or PO Box 103-1093 West Broadway	City Vancouver	Postal Code V6H1E2
Organization physical address: (if different than above) Unit and/or Street	City	Postal Code
B.C. society number: (if the organization is a registered society in B.C.) S/27039	On what date did your organization start operating? (approximate date) 04-Jan-1991	Fiscal year end: (month and day) December 31
General program/service(s) or purpose(s) of your organization: (e.g. food bank, meal program, youth sports programs, etc.) Community - Education		

SECTION 2 – ORGANIZATION DETAILS

Sector: (this application is for grant funding for programs within which of the following sectors – choose one only – funding sector is based on purposes outlined in your organization's constitution)			
<input type="checkbox"/> Arts and Culture	<input type="checkbox"/> Sport	<input type="checkbox"/> Public Safety	
<input checked="" type="checkbox"/> Human and Social Services (incl. service clubs/organizations)	<input type="checkbox"/> Environment		
Is your organization a service club? (e.g. Lions, Elks, etc.) See section 3 for more details <input type="checkbox"/> Yes <input checked="" type="checkbox"/> No			
If your organization is a service club, list the recipient organization(s), or your own programs? (attach an additional sheet if necessary)			
Number of eligible voting members: 168	Number of board members: 8	Date of last annual general meeting: (DD-Mon-YYYY) 23-Apr-2014	Number of voting members attending the last annual general meeting: 8

1049769

(rb)

RECEIVED

NOV 28 2014

GPEB - VICTORIA

SECTION 3 – PROGRAM FUNDING REQUEST

List the programs for which you seek grant funding and indicate the amount being requested for each program. Attach an additional sheet if more space is required. **For each program listed, Section 4 must be completed.**

'Total Grant Request' cannot exceed \$100,000 for individual organizations, \$225,000 for regional organizations and \$250,000 for provincial organizations.

Service Clubs are required to separate their "Community Donations Program" and their own programs. For the Community Donations Program, please provide the list of organizations and the purpose of the donations as a list in section 4.

If applying for minor capital project funding or capital acquisition, see the last page of this application form. Quotes or estimates are required.

Program name: (list the program names for which you are seeking grant funding)	Requested amount:
Community Education Program	\$ 60,000.00
	\$
	\$
	\$
Total grant request:	>>> \$ 60,000.00

SECTION 4 – PROGRAM INFORMATION

This section must be completed for each program listed in 'Section 3 – Program Funding Request'. If you have more than one program, print and complete this page for each.

Program name: Community Education Program	
Describe the activities and delivery of the program: (i.e. the activities provided and how they are delivered, community benefit, accessibility, sustainability, and community support – attach an additional sheet if necessary)	
See attached pages	
How long has your organization delivered this program: (in years and months)	16 years
What level of grant funding are you requesting for this program?	\$ 60,000.00
Describe in detail how the grant funds will be used: (e.g. wages, rent, etc. – attach an additional sheet if necessary) For service clubs, use this space to list the proposed donations.	
See attached pages	
Does this program receive any provincial or federal funding?	<input type="checkbox"/> Yes <input checked="" type="checkbox"/> No
Will the grant funds be used for out-of-province travel? (if YES, a 'Request for Out-of-Province Travel Approval' must be submitted online four weeks prior to travel.)	<input type="checkbox"/> Yes <input checked="" type="checkbox"/> No
Will the grant funds be used for a major capital project that has a total value greater than \$20,000? (if YES, see the information about using gaming funds for capital projects on the last page)	<input type="checkbox"/> Yes <input checked="" type="checkbox"/> No
How many people will participate in or directly benefit from this program?	100,000
Does this program have a child care / day care licence(s)? (if YES, a copy of each must be submitted with this application)	<input type="checkbox"/> Yes <input checked="" type="checkbox"/> No

SECTION 5 – ADDITIONAL REQUIREMENTS (APPLICATION ATTACHMENTS)

<input checked="" type="checkbox"/>	The following are required to complete this application: (submit all necessary documentation with this application)	
Organization information:		
<input type="checkbox"/>	Constitution and bylaws	New applicants or groups who have not applied for 3 years must submit their organization's constitution and bylaws. Repeat applicants must submit changes to their organization's constitution and bylaws. Copies of Resolutions filed with and approved by the Registrar must be provided.
<input checked="" type="checkbox"/>	Board of directors list	Up-to-date information about the organization's board of directors must be provided; the list must include: names; addresses; home and work phone numbers; e-mail addresses; and positions held on the board.
<input checked="" type="checkbox"/>	Annual general meeting minutes	Minutes from the organization's most recent annual general meeting must be provided. The AGM minutes must include verification that a democratic election of the board of directors was held. If the most recent election of the board was not held during the AGM, provide additional, dated documentation (meeting minutes) showing details.
Program information: (for each program, in section 3 and 4, for which funding is requested, provide the following)		
<input type="checkbox"/>	Sports organization information	Sports organizations that are <u>not</u> provincial sport organizations must provide the following information: Number of registered participants: (each participant should only be included once) Number of registered participants 18 years and under: (each participant should only be included once)
<input type="checkbox"/>	Scout / cadet organization information	Scout / cadet organizations must provide the following information: Number of registered scouts / cadets including leaders:
<input checked="" type="checkbox"/>	Program budgets (for the current fiscal year and next fiscal year)	Program budgets for the current fiscal year and next fiscal year (for each program for which funding is requested) must be provided. The program budgets must detail confirmed and potential revenue sources and all planned expenditures. Federal or provincial government funding, including contract or grant monies, must be clearly identified.
<input checked="" type="checkbox"/>	Program revenues and expenditures (for the previous fiscal year)	For each program separate actual revenue and expense statements from the last fiscal year must be provided.
<input type="checkbox"/>	Minor capital project quotes	If applicable, professional quotes for minor capital projects that will use gaming funds are required.
<input type="checkbox"/>	Child care / day care licences	If applicable, provide copies of any child care / day care licences for the programs for which you are seeking funding.
Financial information for the organization:		
<input checked="" type="checkbox"/>	Organization financial statements	Complete annual financial statements must be provided for the organization's previous fiscal year, including: • Revenue and expense statements clearly showing all sources of revenue with gaming funds identified. • Balance sheet listing all assets and liabilities of the organization and with restricted funds clearly identified.
<input checked="" type="checkbox"/>	Organization budgets	The organization's budget for the current fiscal year and next fiscal year must be provided. Include anticipated gaming revenue and expenditures.
<input type="checkbox"/>	Gaming Account information	Organizations must have a dedicated bank account, called the 'Gaming Account' in order to receive grant monies. The money for an approved grant will be transferred electronically to this account. NOTE: Organizations new to the branch must open their Gaming Account <u>before</u> applying. Some banks de-activate or close accounts when there is no activity for a certain amount of time. Please contact your bank to ensure your gaming account status is active so, if approved, your grant funds can be electronically transferred.
	<input checked="" type="checkbox"/>	Choose one of the following options:
	<input checked="" type="checkbox"/>	Gaming Account information is on file with the branch and there are no changes.
	<input type="checkbox"/>	I will include a copy of a void cheque from the Gaming Account with this application.

NOTE: A Gaming Account Summary Report for your organization's previous fiscal year must be filed with the Branch (the Gaming Account Summary Report is due within 90 days after your organization's fiscal year end). Please do not re-submit the previous year's Gaming Account Summary Report. Overdue Gaming Account Summary Reports cannot be attached to the online application but may be submitted by mail or email gaming.branch@gov.bc.ca (not by fax please) to the address noted at the top of the form, which is available at: <http://www.gaming.gov.bc.ca/grants/forms-guidelines.htm>.

SECTION 6 – CERTIFICATION

My acceptance of this statement indicates that I confirm and acknowledge:

- I am a bona fide member of the organization (the "applicant") making this application, and my position, title or role within it is as indicated herein.
- I am authorized to complete and submit this application by and on behalf of the applicant.
- I confirm personally and on behalf of the applicant that all facts stated and information furnished in this application are complete and true.
- The applicant undertakes to comply with all provisions of the Criminal Code, the Gaming Control Act and the Gaming Control Regulation.
- The applicant undertakes to comply with all conditions, guidelines, rules and policies published by the Gaming Policy and Enforcement Branch ("GPEB") and all directives issued by the General Manager, whether published or issued before or after the date of this application.
- Upon dissolution of this organization, all unused grant funds and assets purchased with grant funds will be transferred to the Minister of Finance, or if those assets are not in a form that can be easily transferred to the Minister of Finance, then to another eligible organization within British Columbia.
- The applicant understands and confirms that any information submitted herein may be disclosed by GPEB publicly, in compliance with the Freedom of Information and Protection of Privacy Act.

Two board members of the organization (officers) who are responsible for the application: (both must sign this form)					
1	Position: (with the organization)	First name:		Last name:	
	President	Richard		Rosenberg	
	Address: Unit and Street s.22	City Vancouver		Province BC	Postal Code s.22
	Business phone number: (XXX) XXX-XXXX (604) 228-8097	Ext:	Home phone number: (XXX) XXX-XXXX s.22	Cell phone number: (XXX) XXX-XXXX s.22	
	E-mail address: (provide a valid e-mail address) rosen@cs.ubc.ca		Signature: X		Date signed: (DD-Mon-YYYY) 25/11/2014
2	Position: (with the organization)	First name:		Last name:	
	Treasurer	Tom		Crean	
	Address: Unit and Street s.22	City Vancouver		Province BC	Postal Code s.22
	Business phone number: (XXX) XXX-XXXX (604) 736-0268	Ext:	Home phone number: (XXX) XXX-XXXX s.22	Cell phone number: (XXX) XXX-XXXX s.22	
	E-mail address: (provide a valid e-mail address) s.22		Signature: X		Date signed: (DD-Mon-YYYY) 26/11/2014
Submitter: (if the submitter is one of the people above, include only their name below)					
3	Position: (with the organization)	First name:		Last name:	
	Executive Director	Vincent		Gogolek	
	Address: Unit and Street s.22	City Vancouver		Province BC	Postal Code s.22
	Business phone number: (XXX) XXX-XXXX (604) 739-9788	Ext:	Home phone number: (XXX) XXX-XXXX s.22	Cell phone number: (XXX) XXX-XXXX s.22	
	E-mail address: (provide a valid e-mail address) vincent@fipa.bc.ca				
Contact Person: (if the contact person is one of the people above, include only their name below)					
4	Position: (with the organization)	First name:		Last name:	
	Executive Director	Vincent		Gogolek	
	Address: Unit and Street	City		Province	Postal Code
	Business phone number: (XXX) XXX-XXXX	Ext:	Home phone number: (XXX) XXX-XXXX	Cell phone number: (XXX) XXX-XXXX	
	E-mail address: (provide a valid e-mail address)				

SECTION 7 – DELIVERY METHOD

Results will be delivered to you by e-mail

<input type="checkbox"/>	E-mail (provide one valid e-mail address in the space at right for notification purpose; <u>multiple addresses not accepted</u>) NOTE: Ensure that your e-mail is set up to allow messages that are sent from Gaming Policy and Enforcement Branch e-mail addresses – gamingonlineservice@gov.bc.ca and gaming_branch@gov.bc.ca	vincent@fipa.bc.ca
--------------------------	---	--

SECTION 8 – USING GAMING PROCEEDS FOR CAPITAL PROJECTS / ACQUISITIONS

Capital projects include construction of new facilities, renovation or maintenance of existing facilities, and property development. See section 5.3 of the 'Guidelines for Applying for a Community Gaming Grant'.

Minor Capital Project

- A project with a total cost of \$20,000 or less that is essential to the delivery of your organization's approved programs is considered a minor capital project.
- Include the project as one of the planned uses of grant funding described for the program in Section 4 of this application form (please note, this is not considered a separate program). A separate application form is not required.
- Quotes and/or estimates must be provided to support the request and the purpose of the project must clearly substantiate that it is essential to the delivery of the organization's approved program.

Major Capital Project (grants not available until further notice)

- A project with a total cost of more than \$20,000 that is essential to the delivery of your organization's programs is considered a major capital project. Major capital projects must provide significant community benefit and be accessible to the public.
- Service organizations planning to donate grant funds to a major capital project must ensure the project has been pre-approved by the branch.

Capital Acquisitions

- Equipment essential for the direct delivery of an approved program (e.g. computers, furniture or vehicles) are considered an expense of the program. Acquisition details are required including professional quotes and/or estimates.

The information requested on this form is collected under the authority of the Gaming Policy and Enforcement Branch pursuant to the Gaming Control Act. The information provided will be used to assess your eligibility for a community gaming grant. Questions may be directed to the Gaming Policy and Enforcement Branch, Victoria.



Program Information:
B.C. Freedom of Information and Privacy Association Community Education
Program

1. Describe the Activities and Delivery of the Program:

FIPA is a non-partisan, non-profit society that was established in 1991 to promote and defend freedom of information and privacy rights in Canada. Our goal is to empower citizens by increasing their access to information and their control over their own personal information. Our Community Education Program provides educational and advisory services to community groups and the general public on questions of privacy, protection of personal information, and access to information at the municipal, provincial, and federal levels.

A) Educational Events:

As part of the Community Education Program, FIPA offers a wide variety of conferences, workshops, and seminars to the public. We work hard to make these events as accessible and affordable as possible so as to engage a number of diverse communities in privacy and access to information issues.

Examples of our regular programming include our non-profit and small organization-focused Privacy Skills Networking Breakfast which runs in the spring, and our annual Freedom of Information Workshop during Right to Know Week in September. We provide these workshops free of charge to the public. We also host our Information Summit biennially, which welcomes approximately 140 of the province's leading information rights researchers and experts. We also provide speakers for other events upon request.

In the next year, we plan to expand our educational events to include a number of introductory sessions targeted at startup organizations in the social mission sector, as well as advanced workshops for journalists and other research professionals.

B) Educational Publications:

FIPA publishes books, reports, newsletters, and studies focused on a variety of information rights issues, often in collaboration with other organizations. This year we received funding from the Privacy Commissioner of Canada for our *Connected Car* report, which examines the effect of electronic monitoring systems in our vehicles on our privacy rights and consumer choice. The report launch will be held early next year in conjunction with the Vancouver International Auto Show, and then promoted to a wider audience over the following months.

We will continue to look for opportunities to meet emerging needs through special projects like our 2013 *Access in the Academy* eBook and accompanying FOI workshop, which provide the public with access to guided self-help materials. *Access in the Academy* has been requested and sent to libraries across the province and the country, and has been accessed over 10,000 times since its launch last year. Similarly, our 2010 report *Culture of Care or Culture of Surveillance?* has been widely distributed and is a cornerstone in the debate around B.C.'s controversial Integrated Case Management system.

C) Website and Library:

Our website is the main source of information for people both in and outside the Vancouver Mainland. While we provide advice free of charge during regular business hours via our telephone and email helplines, the website is available 24/7 without the restriction of long-distance charges. As such it is usually our primary point of contact for individuals and organizations across British Columbia (and indeed across Canada).

Earlier this year, in order to meet the needs of increased public demand for information to be readily available online, FIPA completed a website redevelopment initiative. The redesign is organized around a more effective, accessible information architecture that makes it easier for members of the public to access our help topics, research, and reports. Since the launch of the new site, we have seen a 15% increase in unique visits compared to the same period last year. Our social media presence also continues to grow; we now reach over 1,200 people directly on Twitter. We continue to maintain our "Your Health Privacy Rights" website and continue to respond to information requests received through the site.

In addition, our old website contained a wealth of information accumulated over two decades, but it did not have a search function and so was difficult to navigate. We now host this information in a user-friendly, searchable online library. Many of our educational resources are also available through affiliated platforms such as ClickLaw. FIPA also maintains a physical library of print materials, video resources, and audiotapes in our offices. This collection is available to the public by appointment, free of charge, for research purposes.

D) Telephone and Internet Helplines:

FIPA also offers educational and advisory services through our telephone and Internet helplines. Students, academics, journalists, professionals, and community members make regular use of these services to resolve both simple and complex access and privacy issues. Our staff members are available, free of charge, during regular business hours year round to respond to such inquiries. On average, FIPA currently receives and answers about 100-150 direct requests for assistance per year.

We have noted a gradual reduction in these requests as the way in which people access information changes; increasingly individuals are seeking information online. To meet this need, we maintain an extensive set of online help pages that offer information on a wide range of access and privacy issues, including everything from regulations around video surveillance in the private sector, to what government agencies can and cannot do with citizen data. We have seen a dramatic increase in traffic to our website; in 2011 our help topics received more than 20,000 hits from website visitors, and we more than doubled that figure in 2013, at almost 49,000 hits.

We plan to continue improving the accessibility of our resources as part of a broader effort at knowledge translation, with the aim of making help topics more easily repurposed for workshops and educational programming. These help pages also link to a variety of external resources published by organizations like the BC Civil Liberties Association and the Office of the Information and Privacy Commissioner. Selections from these help topics are also posted on the ClickLaw Public Legal Education portal, maintained by the Courthouse Libraries of BC.

E) Legal Assistance:

FIPA operates a modest legal assistance program as part of our education work. This year so far we have offered summary advice to over 100 individuals. For people with serious access and privacy problems which require escalation we arrange for advice and occasionally representation through arrangements with the following organizations:

- Access Pro Bono Society of BC
- BC Civil Liberties Association
- Community Legal Assistance Society
- Ecojustice Canada
- The Environmental Law Clinic at the University of Victoria

F) Speaking Engagements and Media Appearances:

Our representatives speak frequently at public and private meetings and events, including classroom talks at universities; panels and conference sessions like the Open Data Summit; and major public festivals like Media Democracy Days Vancouver. We also hold one-on-one and group consultations with policy makers and government officials.

FIPA regularly appears in news and media reports throughout British Columbia and Canada. We distribute media alerts and releases, and are often contacted for comment by media organizations, whose coverage increases awareness of our existence and services. As the country's only organization that is devoted solely to information rights and advocacy, we are well positioned to intervene in policy and legal debates in the media. We also self-publish through our website and other web outlets such as the *Huffington Post*.

G) Coalitions and Partnerships

Much of our work is collaborative, allowing us to more effectively address access to information and privacy issues by coordinating our efforts with other like-minded organizations. This year FIPA has been active in two major coalitions: the nation-wide Protect Our Privacy Coalition (which advocates for privacy-enabling law in Canada), and the international Fair Deal Coalition (advocating for information rights in international trade agreements). We also maintain the National Privacy Coalition listserv (our network of privacy professionals and advocates) which has a membership of over 160, and we maintain a presence at community events and gatherings to reach out to new populations (for example Car Free Day, Media Democracy Days Vancouver, and similar conferences and events).

2. Who benefits from this program and how?

FIPA's services are available to all, but are primarily oriented toward users who...

- Are seeking general knowledge about freedom of information and privacy legislation, how to exercise their legal rights, and how to solve personal problems;
- Come from historically marginalized or otherwise disenfranchised backgrounds and require assistance in navigating difficult legal issues;
- Have struggled with privacy-related issues, such as identity theft, or incorrect/disputed government records;
- Encounter difficulties in accessing their personal information from government or private sector bodies;
- Require assistance in gaining access to general (that is, non-personal) government records necessary for making informed decisions and monitoring government activities;
- Work with small businesses, labour unions, or non-profit organizations and require training to implement privacy protection procedures within their organizations;
- Are in academic programs and require assistance on how to access public documents for research purposes

Through our phone and Internet helplines, we provide direct assistance to approximately 150 community members every year, primarily (though not exclusively) in B.C.'s Lower Mainland. We also respond to inquiries from journalists, and our responses are often quoted in articles and news items that appear in major media outlets. This year so far we published 37 media releases and blog posts, and conducted more than 100 media interviews. This significantly amplifies the reach and impact of our work.

Traffic to our online help topics is even stronger, and has grown significantly since their 2009 introduction. They now receive on average 5,000 visits per month; a number we expect to see grow significantly with following the launch of our new website. Our new constituent management system has allowed us to clean up our news subscriber list, which currently sits at almost 400 individuals. Finally, due to recent staff-time investments in social media networking our publications, legal submissions, and updates are reaching more people than ever before; we have more than 1,200 Twitter followers, a 25% increase on last year.

FIPA has directly reached approximately 430 people so far this year through our public events. We plan to increase this figure over the next twelve months by introducing new educational programming and aggressively pursuing outreach opportunities, such as exhibiting at large public events and developing new co-promotional partnerships.

3. Demonstrated response to a strong community interest or proven community priority:

Our work has far-reaching implications and engages every corner of our social and political lives. Freedom of information and privacy rights are vital to the preservation and advancement of democratic process and individual rights, international relations, trade, and commerce.

Access to Information

Access to government information is a fundamental tool for monitoring government performance, policy formation, and ethics and fairness in decision-making. The right of access to government information is used extensively by lawyers, historians, academics, journalists, advocacy groups, as well as all manner of citizens and activists for a variety of purposes.

As communication between governments and the public becomes increasingly reorganized along the lines of Public Relations—a practice that tends to privilege message discipline and uniformity above depth and transparency—obtaining meaningful, unadulterated information from public bodies becomes more difficult for everyone. Numerous articles published by veteran journalists in recent months, both in British Columbia and across Canada, make it clear that the time of simply phoning a public servant and gaining access to relevant departmental information is long over.

This year has seen the steady increase of public body opacity and attempts to avoid releasing information to the public. This is an issue that FIPA first raised in 2012, in response to what appeared to be a dramatic increase in the number of FOI requests that came back without any responsive records. Our complaint to the Information and Privacy Commissioner resulted in a damning OIPC report

highlighting the widespread and growing culture of 'oral government' at even the highest levels of the provincial government. In January of this year, the results our complaint to the OIPC regarding the missing Burnaby Hospital Consultative Committee e mail draw attention to another method through which government has avoided documentation: by marking a wide range of records as 'transitory' and deleting them.

In the face of this accelerating trend toward public body opacity, there are relatively few resources available to the public that offer guidance in how to use the ATI/FOI system to obtain information. FIPA's legal education programming therefore provides an essential resource for individuals to exercise their rights.

Privacy rights

As more and more of our personal information flows through devices and networks over which we might not necessarily have control, the likelihood of that information being improperly (even illegally) collected, used, and disclosed grows markedly. This is why privacy protection is more important than ever before. Over the past two decades, governments across Canada have recognized this fact and enacted legislation to protect the privacy rights of citizens in both the public and private sectors. But with the technological landscape constantly changing, watchdog organizations like FIPA, committed to tracking and responding to such changes, are an essential tool for keeping policy makers and community members informed, educated, and alert to the issues.

Further, the rising costs--economic, personal, political and otherwise--of privacy-related crimes such as identity theft make it clear that FIPA's work isn't restricted to complicated legal challenges. Rather, our efforts are also deeply connected to people's everyday lives. Privacy crimes, breaches, and leaks can seriously harm people's livelihood and wellbeing. Vigilant advocacy in defense of privacy tools and policies, then, is necessary to reduce the risks of these dangers. By coupling this commitment to citizen privacy with ongoing efforts to empower communities with the knowledge of their freedom of information and access rights, FIPA works to establish a democratic balance of power between the individuals and the institutions that make up our society--a necessary prerequisite for sensible policy formation and government accountability.

Privacy rights are fundamental to the preservation of individual freedom and even to the maintenance of mental health. They underpin other constitutionally protected rights such as freedom of expression and assembly. Privacy laws guarantee individuals the right of access to their own personal information in the custody or control of government and private enterprises, as well as to the correction of this information when it can be demonstrated to be incorrect. They also allow individuals to seek a remedy when they have suffered abuse at the

hands of organizations due to the presence of incorrect information about them or the improper collection, use or disclosure of their information. Given the public awareness of government surveillance raised by former NSA analyst Edward Snowden, there has been a growing and pronounced interest in personal privacy rights more broadly; what they are, how to exercise them, and when they might be abused.

4. Accessibility and Inclusiveness:

FIPA provides information, advice, assistance and educational services free of charge to a broad range of the individuals and groups. These services are used most often by individuals who are struggling for fair or equal treatment because they are disadvantaged; belong to minority groups; or for other reasons find themselves stigmatized or subject to unfair treatment and unwanted scrutiny.

It is the minority, disadvantaged, and out-of-favour groups in our society that most often need to use freedom of information laws to obtain government information — whether about broader government policies and actions or about themselves — in order to illuminate government actions affecting themselves. It is also these individuals and groups that find their privacy rights most threatened by government or other authorities. They may be subjected to unwarranted or illegal surveillance at work or at home, and their entitlement to benefits or access to government or government funded programs may be made contingent on revealing large amounts of personal information, sometimes unreasonably or illegally.

We work alongside a diverse collection of allies to ensure that our educational programming is available to as many people as possible, irrespective of cultural or economic constraints. Appendix 1 lists the organizations we have engaged through our educational work, but excerpted here is a small sample:

- ASPECT
- B.C. Civil Liberties Association
- B.C. Coalition of People with Disabilities
- BC Library Association
- BC Society of Transition Houses
- Canadian Association of University Teachers
- Canadian Centre for Policy Alternatives B.C.
- Canadian Taxpayers Federation
- Open Data Society of B.C.
- OpenMedia.ca
- Positive Living B.C.
- S.U.C.C.E.S.S.
- Union of BC Indian Chiefs

- YWCA of Greater Vancouver

In addition, we carried out our website redesign with a view to improve access to our resources and educational materials for a more diverse public. Our help topics have been improved in clarity and accessibility for those who have no experience of dealing with the law; we have made the website fully searchable so that individuals are able to more quickly locate the information that they need; and we now have the capacity on the website to provide translations of these resources for non-English speaking members of the public, which we will be exploring in the future.

5. Sustainability, Viability and Lasting Impact:

FIPA staff, in collaboration with Board of Directors, carries out significant strategic planning to ensure that the resources necessary to continue our public education services are always in place. These planning mechanisms have allowed us to successfully run this program through good and bad economic times.

To further increase the resilience of this program, we have embarked on several organizational development initiatives. In recent years FIPA has made a concerted effort to diversify our sources of funding- developing member relations, seeking more corporate memberships, doubling the rate for corporate membership, and using a donation page to prompt users to consider donating when they download one of our free publications. We are also investigating tangible benefits which could be offered to potential new organizational members (for example customized FOI and privacy workshops for the organizations' employees) and for individual members (for example membership cards, access to member-only areas of the website, and discounts for events).

In the coming year we seek to amplify the success of these efforts through improvements to our website. The website is our public face and the first landing point for the majority of potential funders who are interested in learning more about us. The new design communicates a clear and consistent articulation of our mandate, presents a professional appearance, and effectively showcases our work. This improved online presence also offers us access to new interest communities, and more opportunities for collaboration.

As outlined above, privacy and information issues are becoming more relevant than ever as we transition into a truly networked society. For FIPA, this escalating interest opens up a whole range of new educational opportunities, such as providing privacy coaching to those who work in bring-your-own-device environments, and developing up-to-date resources on best practices for user privacy on social networking platforms. Similarly as government information is increasingly mediated through public relations representatives, it is important that members of the public are aware of their information rights and how to exercise them. As such, FIPA's community education

programming will be an essential resource to a growing audience. Development in these directions, supported by Gaming funds, will ensure that FIPA's work remains relevant and creates lasting impacts in our communities.

6. Community Support

FIPA currently has approximately 168 organizational and individual members, including 25 organizational delegates. The National Privacy Coalition listserv that we administrate also connects more than 160 privacy and information professionals across Canada; our FIPA news service (anchored on our website) reaches almost 400 people; and we have approximately 1,220 individuals and organizations following us on Twitter.

We are regularly contacted by other advocacy groups for collaborations, and we are members of two broad-based coalitions that include organizations and individuals from a wide range of political perspectives, including citizen-based groups, civil liberties groups, right-leaning organizations, First Nations groups, labour groups, small businesses and academic experts.

Financial Supporters:

- The Law Foundation of British Columbia
- B.C. Building Trades Council
- Pacific Blue Cross
- Federation of Post Secondary Educators of British Columbia
- COPE 378
- Canadian Labour Congress
- BC School Trustees Association
- BC Government & Service Employees Union
- BC Nurses Union
- BC Teachers Federation
- Canadian Union of Public Employees BC
- Professional Employees Association
- B.C. Information and Privacy Commissioner
- Privacy Commissioner of Canada
- University of British Columbia
- Vancity Credit Union
- Wilderness Committee
- Trial Lawyers Association of BC
- Newspapers Canada
- Disability Alliance BC
- Canadian Taxpayers' Federation

Volunteers and Frequent Collaborators:

- Academics

- Dr. Michael Larsen, Instructor, Criminology, Kwantlen Polytechnic University
 - Dr. Colin Bennett, Professor, Department of Political Science, University of Victoria
 - Dr. Terry Eastwood, Professor, School of Library, Archival & Information Studies, University of British Columbia
 - Dr. Alasdair Roberts
 - Dr. Valerie Steeves, Carleton University
- Business Sector:
 - Modo Car Co-op
 - Canadian Automobile Association
 - Labour Unions:
 - BC Federation of Labour
 - BC Government and Service Employees Union
 - BC Nurses Union
 - BC Teachers Federation
 - Canadian Union of Public Employees BC
 - COPE 378
 - Professional Employees Association
 - Legal Professionals:
 - Brent Olthuis, Hunter Litigation
 - Andrea Glen, Hunter Litigation
 - Sara Levine, Alliance Lex
 - Barbara Norell, Harper Grey Easton
 - Sean Hern, Farris Vaughn
 - Joseph McArthur, Blake, Cassels & Graydon LLP.
 - Philippa Lawson, Barrister and Solicitor, Whitehorse Yukon
 - Tamir Israel, Canadian Internet Policy and Public Interest Clinic (CIPPIC)
 - Micheal Vonn, Policy Director, B.C. Civil Liberties Association
 - Jamie Maclaren, Executive Director, Access Pro Bono
 - Calvin Sandborn, Legal Director, Environmental Law Clinic, University of Victoria

Appendix A: List of Organizations Engaged by Public Education Program

- Access Pro Bono
- Alliance Lex
- ASPECT
- BC Civil Liberties Association
- BC Conservative Party
- BC Electronic Library Network
- BC Green Party
- BC Institute of Technology
- BC Liberal Party
- BC Lottery Corporation
- BC New Democratic Party
- BC Society of Transition Houses
- BC Teachers' Federation
- BCGEU
- Bull, Houser & Tupper LLP
- Burnaby Public Library
- Canadian Association of Journalists
- Canadian Association of Journalists for Free Expression
- Canadian Association of University Teachers
- Canadian Bar Association BC Branch
- Canadian Centre for Policy Alternatives
- Canadian Civil Liberties Association
- Canadian Identity Theft Support Centre
- Canadian Institute for Information and Privacy Studies
- Canadian Taxpayer's Federation
- Capilano University, Communications
- City Clerk's Office, City of Vancouver
- Courthouse Libraries
- Coalition of Progressive Electors
- COPE 378
- CTV BC
- CUPE BC
- Disabilities Alliance BC
- Democracy Watch
- Edmonds Business and Community Association
- Environmental Law Clinic at the University of Victoria
- Evidence for Democracy
- Fraser Health Authority
- Hospital Employees Union
- ICBC
- Kwantlen Polytechnic University
- Law Foundation of British Columbia
- Law Society of British Columbia
- Media Democracy Days Vancouver
- BC Ministry of Health
- BC Ministry of Technology, Innovation and Citizen Services
- MOSAIC
- New Westminster Public Library
- Newspapers Canada
- Northern Health
- Notary Foundation
- Office of the Information and Privacy Commissioner of BC
- Office of the Information Commissioner of Canada
- Office of the Privacy Commissioner of Canada
- Open Government Partnership
- OpenDataBC.ca
- OpenMedia.ca
- Our Fair Deal Coalition
 - Canadian Internet Policy and Public Interest Clinic
 - Derechos Digitales
 - Electronic Frontier Foundation
 - Public Citizen
 - Public Knowledge
- People's Law School
- Population Data BC
- Positive Living BC
- Protect Our Privacy Coalition
 - Amnesty International
 - Canadian Media Guild
 - Council of Canadians
 - LeadNow.ca
 - Greenpeace
 - GenWhy Media
 - Pink Triangle Press
 - United Steelworkers
- Provincial Health Service Authority
- Rabble.ca
- SFU OpenMedia.ca Club
- Simon Fraser University School of Communication
- *The Tyee*
- The Wilderness Committee

- Trial Lawyers Association of BC
- Union of BC Indian Chiefs
- UBC School of Library, Archival, and information Studies
- University of Alberta Communication, Information, Technology
- University of British Columbia
- University of Victoria Political Science
- Vancouver Coastal Health Association
- Vancouver Media Co-Op
- Vancouver Police Department
- Vancouver Sun
- Vancouver Public Library
- Watershed Watch
- West Coast LEAF
- West Coast Prison Justice Society
- YWCA Vancouver

BC Freedom of Information and Privacy Association: Community Gaming Grant

How the Gaming Funds will be Spent

Gaming Funds will be used to cover a portion of each of our Community Education Program expenses. These expenses are as follows:

- Accounting
- Advertising & promotion
- Administration
- Bank charges & interest
- Communications
(Website, Internet, postage, printing, writing & editing services)
- Conference and seminar expenses
- Consultant fees
- Information resources (library)
- Office expenses
- Office rent
- Research and report writing
- Salaries and benefits
- Telephone
- Travel & transportation

The portion of each expense that will be covered by Gaming Funds will be the same as in previous years and Gaming Funds are used for this program exclusively. This is indicated in the Summary Report filed each year with Gaming Branch. We have also attached an updated Revenues and Expenditures statement to show how we have spent Gaming Funds in 2013. A statement for 2012 was attached to the Summary report sent earlier this year.

For 2015 we are requesting an additional \$10,000 in order to keep pace with the increasing cost of these expenses. We made our last request for a funding increase in 2008 for 2009. In 2009 we received an additional \$10,000, bringing our annual Gaming funding to \$50,000.

We have been operating at this funding level for the last five years, but the costs associated with our programing have continued to increase. By raising our funding request to \$60,000, we will be able to meet the increased expenses we have been contending with over the past few years, and new additional costs associated with providing improved service to the people of British Columbia in the years to come.

Some examples of these cost increases are set out below.

Our funding request for 2009 was filed in 2008, and was based on actual expenses from 2007 and 2008 up to the date of filing the request. It was also based on estimated increases for 2009.

As it turns out, our actual expenses for 2009 and later years were considerably higher than those for 2008.

Our rent increased in 2009, and the rent we currently pay is almost 50% more than what we paid in 2008 and will increase further in 2015. The increases are not out of line with the market for similar accommodation, so moving is not a realistic option. The dollar amount of the rent increase since 2008 is \$4281.

The cost of accounting has more than tripled since 2008, due to new requirements for additional reports including a review engagement. There is no way to reduce these costs. The dollar amount of the increase is \$3733.

The cost of accounting software has also increased, and it appears likely that our ability to obtain this software (Sage) at a substantial discount may be coming to an end. Techsoup, which provides donated software at a discount to nonprofits, has indicated that they do not know if they will be able to get Sage beyond 2015. We obtained one of the few 2015 editions made available this fall for \$50, but will likely face steeply rising costs in future. The commercial price of the basic software is \$500 and another \$850 for the payroll package. Both of these are essential for our operation.

Other software and computer costs have also increased significantly since 2008. We have upgraded our equipment through funds obtained elsewhere, and the website has also been completely overhauled as part of the same grant. The new system will improve our effectiveness as an outreach and educational organization, but these upgrades also come with additional associated maintenance and security costs.

Some of these annual costs include increased costs for security and maintenance (\$315) CRM software and offsite data storage (in Canada) (\$2040) and ancillary items like a SSL certificate (\$30). Total additional annual cost is \$2385.

Below is a breakdown of the increase in these costs between 2008 and 2013, the last year for which we have actual figures.

Cost	2008 (actual)	2009 (actual)	2013 (actual)	2015 (budgeted)	Additional cost (actual to 2013)
Rent	\$8,562	\$10,442	\$12,169	\$13,000	\$4,281
Accounting	\$1,108	\$ 5,175	\$ 4,841	\$ 5,000	\$3,733
Website and CRM*					\$2,385
TOTAL					\$10,399

Please see the other budget and reporting documents attached to our application for a breakdown of how Gaming Funds were used for our Community Education Program in the last granting year and how we propose using them in the coming year.

B.C. FREEDOM OF INFORMATION AND PRIVACY ASSOCIATION

Operating Budget 2015

With comparative budgets for 2012- 2014

<u>Revenue:</u>	2012 Actual	2013 Actual	2014 Budget	2015 Budget
Conferences & seminars	\$6,146	\$0	\$10,000	\$0
Donations	10,900	1,215	10,000	5,000
Gaming funds	50,000	50,000	50,000	60,000
Grants: Law Foundation operating grant	70,000	70,000	70,000	80,000
Law Fnd grants - other	0	14,000		
Other grants	50,000	0	65,000	50,000
Interest & other	2,664	601	400	600
Membership dues	3,445	6,085	10,000	10,000
Total Revenue	\$143,156	\$141,901	\$215,400	\$205,600

Expenses:

Accounting	\$4,110	\$4,841	\$5,000	\$5,000
Advertising & promotion	411	270	1,000	1,000
Auto	0	0	0	0
Bank charges & interest	612	668	1,200	1,200
Communications	506	127	1,700	1,700
Consultant fees – general and projects	0	9,000	60,000	35,000
Direct costs of fundraising	0	0	0	0
Education & training	0	0	1,500	1,500
Insurance	1200	1200	1,200	1,200
Internet & website	819	1,045	5,000	5,000
Law reform & campaign exp.	825	747	1,500	1,500
Legal costs	170	830	750	750
Licenses, fees	75	25	100	100
Office expenses	2,142	1,423	2,500	2,500
Printing & reproduction	195	2,757	1,000	2,000
Public meetings & seminars	8,449	696	10,000	10,000
Reference resources	0	0	250	250
Rent	12,768	12,170	13,000	13,000
Research & writing	499	500	5,000	5,000
Salaries & Benefits	105,632	98,609	101,000	115,000
Telephone (& Internet)	1,196	1,211	2,000	2,000
Travel / transportation	0	61	500	500
Capital Asset Acquisition	0	0	1,000	1,000
Total Expenditures¹	\$140,262	\$136,180	\$215,200	\$205,200
Net Income(Deficit) for year	\$2,894	\$5,721	\$200	\$400

¹ Total Expenditures figure reported here is different from that reported on the Statement of Revenue and Expenses because the figure for Capital Asset Acquisition is used here instead of Depreciation.

ASSUMPTIONS AND RISKS

Operating Budget 2015

Conferences & seminars	\$0	It is assumed that there will be no charge for the participants in the workshop on the Connected Car study, nor on the Right to Know week workshop on FOI.
Membership dues	10,000	This figure is based on all current members renewing and additional members being recruited, particularly organizations, and projection for increased membership through improved website. It also reflects our intention to move to having 10 percent of our revenues coming from membership.
Donations	5,000	This figure is based on estimates of higher donations coming through the improved website, and paywall for the Connected Car study, but without donations FIPA normally receives related to Information Summits.
Gaming funds	60,000	We will be requesting \$10,000 in additional funding for 2015 to reflect the higher cost of operations since the last increase.
Law Foundation PLEI & Law Reform grant ('Operating grant')	80,000	BC FIPA has received an increase in funding from \$70,000 to \$80,000.
Other grants	50,000	Major grant from Privacy Commissioner of Canada Contributions Fund to study of implications of automotive telematics on privacy and consumer issues. Payment on completion, March 2015.

B.C. FREEDOM OF INFORMATION AND PRIVACY ASSOCIATION

**Community Education Program
Statement of Revenue and Expenditures for 2013**

Revenue:	2013 Actual
	\$50,000.00
Law Foundation Program Grant (Portion)	35,000.00
Conferences & seminars	0
Grants – other	9800.00
Donations	121.00
Memberships	608.00
Total Revenue	\$95,529

Expenses:	2013 Actual
Accounting	\$3,388.70
Advertising & promotion	189.00
Administration	0
Bank charges & interest	\$467.60
Communications (Website, Internet, postage, printing, writing & editing services)	\$3,746.40
Conference and seminar expenses	487.20
Consultant fees	6300.00
Information resources (library)	0.00
Office expenses	996.10
Office rent	8519.00
Research and report writing	350.00
Salaries and benefits	69,026.30
Telephone	847.70
Travel & transportation	42.70
Total Expenditures	\$94,360.70
Net Income (Deficit) for Year	\$1,168.30

B.C. FREEDOM OF INFORMATION AND PRIVACY ASSOCIATION

PROGRAM BUDGET COMMUNITY EDUCATION PROGRAM 2014 – 2015

Revenue:	2014 Budget	2015 Budget
a) Confirmed Revenue:		
Gaming funds	\$50,000	—
Grant – Law Foundation (Portion)	35,000	\$40,000
Subtotal - Confirmed Revenue	\$85,000	\$40,000
b) Projected Revenue:		
Gaming funds	—	\$60,000
Grant – Law Foundation (portion)	—	—
Conferences & seminars	5,000	0
Grants – misc.	15,000	0
Donations (portion)	7,500	3500
Memberships (portion)	7,500	7000
Subtotal - Projected Revenue	\$35,000	\$71,500
Total Revenue	\$120,000	\$111,500

Expenses:	2014 Budget	2015 Budget
Accounting	5,000	5,000
Administration	1,200	1,200
Advertising & promotion	500	500
Bank charges & interest	350	350
Communications (Website, Internet, postage, printing)	8,000	10,200
Conference & seminar expenses	4,000	1,000
Consultant fees - projects	10,000	1,000
Information resources (library)	100	175
Office expenses	1,250	1,750
Office rent (part)	9,000	9,100
Research & writing	6,500	5,000
Salaries and benefits (part)	72,000	74,500
Telephone	1,300	1,400
Transportation & travel	500	500
Total Expenditures	\$119,500	\$111,815
Net Income(Deficit) for the Year	\$ 500	\$ (315)

**BC Freedom of Information and Privacy Association
Board of Directors and Staff (2014)**

Up to date as of November 10, 2014

Note: The Directors meet approximately eight times per year

Name/Position	Contact Information	Occupation	Home Address
Barlee, Gwen Vice-President	Work: 604-683-8220 Cell: s.22 Home: s.22 E: s.22	Policy Director, The Wilderness Committee	s.22
Crean, Tom Treasurer	Work: 604-736-0268 Cell: s.22 E: s.22	Owner/Manager, Kearney Funeral Home	
Graebner, Carla	Work: 778-782-6881 Home: s.22 Cell: s.22 E: s.22	Librarian, W.A.C Bennett Library, Simon Fraser University	
Godin, Bruno Secretary	W/H: 778-232-4686 E: s.22	Consultant, Master of Laws Student at the University of Ottawa	
Markwick, Michael (On Leave)	Work: 778-847-1426 Home: s.22 E: s.22	Instructor & Convenor, Communication Capilano University	
Reynolds, Keith	Work: 604-291-1940 ext. 301 E: s.22	National Research Representative, Canadian Union of Public Employees	
Rosenberg, Richard President	W/H: 604-228-8097 Cell: s.22 E: s.22	Professor Emeritus, Dept. of Computer Science at UBC	
Symons, James	Work: 604-525-0683 Home: s.22 E: s.22	President and CEO Power Diagnostic Technologies Ltd.	

STAFF:

Vincent Gogolek, Executive Director (vincent@fipa.bc.ca)
Catherine Hart, Program Director (catherine@fipa.bc.ca)

OFFICE:

Phone: 604-739-9788
Fax: 604-739-9148
Address: #103-1093 West Broadway, Vancouver, BC V6H 1E2

MINUTES
ANNUAL GENERAL MEETING
B.C. Freedom of Information and Privacy Association
Wednesday, April 23, 2014
YWCA
535 Hornby St, Vancouver, British Columbia

Chair: Professor Richard Rosenberg, President

Minutes: Catherine Hart, Program Director

Registrar: Catherine Hart, Program Director

Guest Speaker: Sylvie Therrien, award-winning federal government whistleblower

Number in Attendance: 14

Voting Members in Attendance: 8

President Richard Rosenberg called the meeting to order at: 7:10 PM

1. APPROVAL OF AGENDA

Motion to Approve: Carla Graebner

Seconded: Bruno Godin

Approved Unanimously

2. APPROVAL OF MINUTES OF LAST BOARD MEETING

Motion to Approve: Kate Milberry

Seconded: Carla Graebner

Approved Unanimously

3. BUSINESS PROCEEDING FROM THE MINUTES

No business proceeding

4. ANNUAL REPORT

President's Report:

FIPA President Richard Rosenberg began the directors' reports by outlining the Agenda and welcoming guest speaker Sylvie Therrien, who recently received the 2014 National Golden Whistle Award from POGG Canada and Canadians for Accountability.

Richard then thanked FIPA's hard-working and much appreciated Program Director at the Law Foundation, Veenu Saini, but who was unfortunately unable to attend. He also acknowledged FIPA's founder Darrell Evans, and researcher Stanley Tromp who were in attendance.

Richard highlighted some of the major accomplishments and projects in our busy 2013, referring members to the Annual Report for complete details. Highlights included:

- Being in the forefront of the battle over government surveillance in a number of areas from data linkage to surveillance by police and security agencies.
- Making progress in our battle with the B.C. Government over its ID Card program which it rolled out last February. We were able to expand the scope of the belated consultations, and we played an active role in presenting to the User Panel and the Expert Conference last November. The User Panel's report shows they took our concerns seriously – because they are the same as the concerns of many British Columbians;
- Releasing our major new publication, *Access in the Academy*, which is an excellent primer on FOI for all kinds of people, not just students and academics. Kudos to Mike Larsen and Tyler Morgenstern for putting it together, and thanks to the Law Foundation for making it happen. More than 7,500 copies have been downloaded since last summer, which puts it into the best-seller category!
- Our continuing fight against the unconstitutional third-party advertising provisions contained in B.C.'s *Election Act*. We were pushed to take the government to BC Supreme Court, and now it looks like the battle will continue after the unfortunate court decision last week;
- Commissioner Denham found that our complaint about the rise in 'no responsive records' responses in fact understated the extent of the problem of oral government, with almost a quarter of all FOI requests coming back with no records. We will continue to push for a legal duty to document and other measures to combat oral government ;
- We have also held several successful public education events and training sessions with representatives from a number of interest communities,
- We have welcomed new staff and board members in 2013, and we have also seen a number of new members and allies join the Association over the past twelve months.

Richard noted the continuing challenge of low interest rates and general economic uncertainty, however our finances have been stable and we even managed a modest end-of-year surplus.

Executive Director's Report:

Executive Director Vincent Gogolek outlined what was in store for 2014. He began by mentioning a new development with *Access in the Academy*; that very day the BCCLA had

launched a new tool for ATI requests, largely based on our ebook, and for which they gave us credit.

Other upcoming highlights include:

- The launch of our new website next month- thanks to the Law Foundation for providing funding for the redesign and the upgrade of our office equipment
- There will be an announcement next week by the federal Privacy Commissioner's office about an exciting new project that we will be coordinating, relating to our vehicles and privacy, and it will get a major discussion going about how technology affects our privacy when we get in our vehicles.
- Due to the decision in the BC Supreme Court last week in our *Election Act* constitutional challenge, we will have more work to do on that front, possibly involving a trip to the BC Court of Appeal. If we do appeal, the papers will be filed next month.
- On the FOI front, we will be continuing to press for government to implement a number of changes to the law, including a duty to document, covering the subsidiaries of educational bodies, whistleblower protection, and improving the public interest disclosure provisions. We are not the only ones pushing for greater transparency, and hopefully we can get some action on at least some of the most egregious items.
- There is also a lot of work to do on the privacy front. From actual massive surveillance by police and security agencies to accumulation of personal information by the private sector, issues arise as quickly as technology advances.
- Here in BC a Legislative Committee will be reviewing PIPA, the private sector privacy law, and we will be putting in an extensive submission outlining our concerns and recommendations. This will be a major task, consuming a lot of staff time to prepare and present.
- We will be continuing our work with a number of allies regarding government data linkage schemes and systems, with particular emphasis on the continuing roll out of the BC Services Card. This is part of the introduction of a national ID card by stealth, and we need to make people aware of the dangers. Vincent gave a shoutout to Kate Milberry, who was in the audience and was the lead researcher on BCCLA's ground-breaking research on the ID Card. He also noted that while the government is claiming that over a million cards have been issued since the launch, only 360,000 of these are actually the combined cards, meaning that two thirds of the people are still saying 'no' even when facing pressure to take the combined card.
- On a similar note, there's a new student database being developed to replace the disastrous BCeSIS. The new system was supposed to be compatible with the BC ID Card, but the BC Teachers' Federation passed a resolution at their meeting opposing this move, and the government has pulled back. So by working with them we've managed to ensure we're not going down that road.

5. FINANCIAL STATEMENTS

Treasurer Tom Crean was not able to attend due to work requirements, so Vincent gave the report.

He summarized that the Association's financial situation for 2013 as good: we managed to accumulate a surplus of \$5,580, which is larger than the 2012 surplus. Our cash reserves at the end of 2013 were \$37,496 up from \$30,967 at the end of 2012, so we are better prepared for any downturn that may come. And revenue from membership dues is up to over \$6000, a considerable jump from the \$3,445 at the end of 2012.

He also noted that we are hoping to continue along this path in 2014. We have received an important grant from the Law Foundation to update our website and electronic equipment, and we will also be receiving a major grant from the Privacy Commissioner of Canada to conduct a study of automotive telemetry systems and their effect on privacy. The OPC grant will largely pass through to the researchers and others working on the project.

He reiterated Richard's comment that low interest rates and general economic uncertainty have put a strain on organizations across the non-profit sector, and FIPA is no exception. The Law Foundation was forced to reduce its annual grant budget by 20%, however we continue to receive funding at the same level, which is an indication of how they regard the work that we do.

Motion to Approve Financials: Jim Quail

Seconded: Michael Markwick

Approved Unanimously

7. ELECTION OF DIRECTORS

The following directors were up for re-election of the FIPA Board: Michael Markwick, James Symons, and Tom Crean.

Members filled out ballots and members took a ten minute break while votes were counted.

14 approved the slate

2 write-ins

Motion to have the matter resolved at the next board meeting: Jim Quail

Seconded: Michael Markwick

One vote against

Motion passes

8. OTHER BUSINESS

Jim Quail commended staff and directors for another great year of work.

9. END OF FORMAL PROCEEDINGS:

Richard moved straight to introducing the speaker as we took a break while votes were counted at 7:37pm

10.BREAK: 7:37-7:47

11.GUEST SPEAKER: SYLVIE THERRIEN

12.CONCLUSIONS AND DEPARTURES

Vincent thanks Sylvie Therrien for coming and telling her story.

ATTENDANCE LIST

ANNUAL GENERAL MEETING

B.C. Freedom of Information and Privacy Association

Wednesday, April 23, 2014

YWCA

535 Hornby St, Vancouver, British Columbia

Voting Members Present

Directors: 5

Richard Rosenberg

Carla Graebner

Bruno Godin

Michael Markwick

James Symons

Lay Members: 8

Darrell Evans

Vincent Gogolek

Catherine Hart

Jim Quail

Gloria Hancock

Kate Milberry

Stanley Tromp

Frank Batista

Total Voting Members Present: 13

Non-Member Guests Present: 1

Sylvie Therrien

TOTAL ATTENDANCE: 14

FROM THE OFFICE OF Tamara Hunter
DIRECT LINE 604.643.2952
DIRECT FAX 604.605.3712
E-MAIL tamara_hunter@davis.ca

November 25, 2014

To Whom it May Concern:

I am writing this letter on behalf of the Freedom of Information and Privacy Association ("FIPA"), in connection with FIPA's application for funding.

I practice in the area of access to information and privacy law, and I have had many opportunities to observe FIPA's work. These opportunities have arisen from FIPA's participation in the Canadian Bar Association (B.C. Branch) Freedom of Information and Privacy Law Section, and in stakeholder consultations undertaken by the Ministry of Citizen's Services when considering amendments to the *Freedom of Information and Protection of Privacy Act* ("FOIPPA") and the *Personal Information Protection Act* ("PIPA"). I am also aware of FIPA's work through my work with the Law Foundation of British Columbia; although I am writing this letter in my personal capacity as a lawyer, not in my capacity as the Law Foundation Chair.

FIPA operates on a very small budget, relatively speaking. They run a lean operation from an administrative standpoint, and yet they are able to provide a very significant amount of service to the public on that minimal budget.

I have found FIPA to be very proactive and strategic in its endeavours - they do not sit around waiting for someone to contact them with a problem. They are proactive and continuously strive to improve the public's access to government information and the public's understanding of individual privacy rights. In particular, FIPA's community education programming provides British Columbians and Canadians with easy access to quality legal information and help; their workshops, online help tools, and publications are invaluable resources that show individuals and community organizations how to understand and use their rights.

FIPA has engaged in some very interesting and important test litigation, and they are usually able to attract *pro bono* legal services to assist with that litigation; which says a great deal about the high regard in which FIPA is held by the Bar in British Columbia.

I have also found FIPA to be quite balanced and reasonable in its views and positions on matters of public policy. While I do not always agree with their stance on any given particular issue, I always respect it because I know they put a great deal of thought and care into their work, and I know they always have the public interest foremost in their minds.


I have no hesitation in recommending FIPA for funding - they will make excellent use of any funds they receive and they will achieve a great "bang" for every "buck" they receive.

I would be pleased to answer any questions you may have. Please feel free to contact me at 604-643-2952 or tamara_hunter@davis.ca.

Sincerely,

DAVIS LLP

Per:

A handwritten signature in black ink, appearing to read 'Tamara Hunter', is written over a horizontal line that extends across the page. The signature is fluid and cursive.

Tamara Hunter
TLH/shw

Davis. 17688979.2

November 25, 2014

Re: BC Freedom of Information and Privacy Association (FIPA)
Gaming Application – Letter of Support

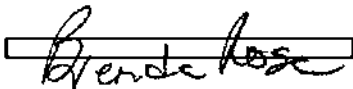
I am pleased to write on behalf of Courthouse Libraries BC in support of the very important work of the BC Freedom of Information and Privacy Association (FIPA). I have no hesitation in recommending its Community Education Program for increased funding by the Gaming Policy and Enforcement Branch.

The mission of Courthouse Libraries BC's Clicklaw program is to provide equitable access to quality legal information, education, and help for British Columbians. As such, our mandate is very similar to that of FIPA.

FIPA has been a contributor to our Clicklaw website for several years, and was one of the earliest organizations to join us in our effort to increase public access to legal information. Our website links to many of FIPA's publications and educational resources, and they are one of the main contributors of resources on access to information and privacy rights in BC.

FIPA's educational publications, workshops and conferences are invaluable resources to show individuals and community organizations how to understand and use their rights. As a long-time community partner of FIPA, Courthouse Libraries BC is very familiar with their work, and we have no hesitation in supporting its increased funding from the Gaming Policy and Enforcement Branch.

Sincerely,

A handwritten signature in black ink, reading "Brenda Rose". The signature is written in a cursive style and is enclosed within a rectangular box.

Brenda Rose
Director, Community Engagement
Courthouse Libraries BC
800 Smithe Street
Vancouver, BC V6Z 2E1
604-660-3496
brose@courthouselibrary.ca

November 24, 2014,

Re: The BC Freedom of Information and Privacy Association's (FIPA) application for a community gaming grant for its Community Education Program

To whom it may concern,

I am pleased to write in support of the BC Freedom of Information and Privacy Association's (FIPA) application for a community gaming grant for its Community Education Program.


Over the last few years I have collaborated with FIPA on several projects that are central to its Community Education Program, so I am very familiar with their work. I authored FIPA's latest educational resource, *Access in the Academy*, which is one of the first resources of its kind in Canada. The text provides a highly practical look at how researchers, students, and others can make the most of FOI and ATI mechanisms. This resource is available for free on FIPA's website and has been accessed more than 10,000 times since its release.

I have also facilitated several Freedom of Information workshops with FIPA; providing community groups, non-profits, researchers, and reporters with a comprehensive and practical overview of B.C.'s Freedom of Information landscape. This kind of programming provides incredibly useful knowledge and practical advice about the FOI process that is rarely offered by other organizations in British Columbia.

FIPA is a unique organization for its expertise and the service it provides focused on access to information and privacy legislation. FIPA's workshops, seminars, and online resources help ensure organizations and individuals across BC have access to the information and support they need to understand their rights. As an educator whose courses deal with issues at the intersection of surveillance, privacy, and government transparency, I find FIPA's website and workshops to be invaluable resources for my students.

FIPA's Community Education Program is a unique and valuable community resource. I write without hesitation in support of its continued funding from the Gaming Policy and Enforcement Branch.

Sincerely,



Mike Larsen

Instructor, Criminology Department
Kwantlen Polytechnic University

Gaming Information and Services

Know your limit, play within it.

Organization Help ?

GBC ID: 1184 B.C. Freedom of Information & Privacy Association
Alert:^{s.15}

All fields with an asterisk (*) must be completed.

Application Assignment ▲

Status: Approved Assignee:

Organization Information ▲

File Type: CGG-1049769

File #: 107736^{s.15} City: Vancouver FYE: 31-Dec Last Audit:
Red Stop: Alert:^{s.15}
Override Risk:^{s.15} Appl. Risk:^{s.15}

Appl Rec'd Date: 28-Nov-2014 BC Online: 23-Apr-2014

* Sector: Human and Social Services * Sub-sector: Community Education


Appl Start Date: 28-Nov-2014 Appl End Date: 22-Feb-2015

Conditional:

Grant Details

Total Amount Requested	\$60,000.00
Total Approved GPEB Amount	\$50,000.00
Total Payment Rules	\$50,000.00
Total Intended Amount	\$50,000.00
Frequency	One-Time

Payment Rules ▲

* Total Payable Amount * Date
\$ 

Payment Due Date:	Payment Status: User:	Amount:
22-Feb-2015	Accepted by CAS Nagelbach, Linda	\$50,000.00
	Total:	\$50,000.00

Organization ▲

* Name:


The organization's name should be as it appears on your constitution and/or certificate of incorporation (if applicable).

B.C. Freedom of Information & Privacy Association

Addresses ▲

When entering a row you must enter the Address Type, Effective Date, Street, City, Province, Country, and Postal Code. To enter the record click Add.

For Returning Users: if you see something that is incorrect, enter the correct information in the Organization Information Changes section below.

* Address Type: * Effective Date: Unit: * Street:


* City: * Province/State: * Country: * Postal / Zip Code:
British Columbia Canada

Address Type	Effective Date	Address
Physical	16-Feb-2008	103-1093 West Broadway, Vancouver, BC, Canada, V6H 1E2

Organization Details ▲


If your organization is a registered society in BC please enter the BC Society Number.

For Returning Users: if you see something that is incorrect, enter the correct information in the Organization Information Changes section below.

BC Society Number:

S/27039

On what date did your organization start operating (approximate)?

04-Jan-1991 

Fiscal Year End:

Month	Day
December	31

Programs/Services or Purpose ▲

When entering a row you must choose a Program/Service Type. If you choose 'Other' you must enter a description. To enter the record click Add.

For Returning Users: if you see something that is incorrect, enter the correct information in the Organization Information Changes section below.

* Program/Service or Purpose:	Other Description:
-------------------------------	--------------------

Program/Service or Purpose	Other Description
Community - Education	

Organization Information Changes ▲

For Returning Users: if you see something that is incorrect, enter the correct information in the text box below. This information will be reviewed and updated when your application is received in GPEB.

Comments:

Attachments ▲

Formats accepted include: jpg, doc, docx, xls, xlsx, pdf. Note, your application will be 'incomplete' until such time that this information is provided.

Attached Document(s):

1049769.pdf

Worksheet ▲

* **Category:**

* **Issue Type:**

Program

Template Include:

Resolved:

* **Description:**

Category	Issue Type	Template Include	Resolved	Description
ADMIN_REQ	OTHER			<p>Low Assessment: \$50,000, same level as last yr - which was a Short Form.</p> <p>Requesting incr to \$60,000 and provided some rationale but did not provide annual f/s. Otherwise file is current.</p> <p>Advise gaming to support programs for general community and not advanced workshops for professionals.</p>
PROGRAM	APPROVED	X		<p>\$50,000 - Community Education Program to assist with wages, rental and office expenses essential to the direct delivery of the program available to the general public. Grant funds are not approved for research, report writing or conference expenses.</p>
PROGRAM	PROG_INELG	X		<p>Guideline 5.6: Grant funds cannot be used for expansion of an existing program or professional development. This would include advanced workshops for professionals.</p>
PROGRAM	OTHER	X		<p>Guideline 2.2: Each application is assessed on its own merit, and within the context of available funding and demonstrated community need. An application does not guarantee any level of funding. As funding for the community gaming grant program is limited, the requested amount may not be approved and may vary from year to year. Funding is based on the scope and the size of the program. It is acknowledged that your organization requested an increase in the level of funding. As the annual financial statements were not provided with the application, it was not possible to consider this request. Please ensure future applications are complete.</p>

PROGRAM	OTHER	X
---------	-------	---

In future, please identify gaming funds in the program actual revenue and expense statement as well as the budgets. This may have been an oversight as there was a line item for the amount however the 2013 Statement of Revenue and Expenditures for the Community Education Program did not identify the revenue source.

Print and Close

Cancel

Gaming Information and Services

Know your limit, play within it.

Organization Details Help ?

GBC ID: 1184 B.C. Freedom of Information & Privacy Association
Alert:^{s.15}

All fields with an asterisk (*) must be completed.

Application Assignment ▼

Organization Information ▼

Payment Rules ▼

Sector Details ▲

Sector: Sub-sector:
Human and Social Services Community Education

* Is your organization a service club?

Yes
☒ No

If yes, who is the recipient organization?

Constitution and Bylaws ▲

* Have there been any changes to your Constitution or Bylaws since 27-Nov-2013?

Yes
☒ No

If yes, how will you be providing the updated documents?

Mail

Attach

Membership and Governance Structure ▲

* # of eligible voting members: * # of board members:

168

8

Board of Directors ▲

* Have there been any changes to your Board of Directors since 02-Feb-2015?

X Yes

No

If yes, how will you be providing the updated documents?

X Mail

Attach

Annual General Meeting Details ▲

* Date of last Annual General Meeting: (DD-Mon-YYYY)

23-Apr-2014

* Number of voting members that attended last Annual General Meeting:

8

* You must submit a copy of the minutes from the last Annual General Meeting.

How will you be providing the minutes?

X Mail

Attach

Financial Statements ▲

* You must submit copies of your organization's: revenue and expense statements for the previous fiscal year; balance sheet for the previous fiscal year; and budgets for the current and next fiscal years.

* How will you be providing this financial information?

X Mail

Attach

Gaming Account ▲

* You must have a dedicated bank account, called the 'Gaming Account' in order to operate a Class A or Class C licenced event or to receive grant monies. The money for an approved grant application will be transferred electronically to this account.

X The Gaming Account is on file with the Branch and there are no changes.
I will attach a copy of a void cheque (if you choose this option please proceed to attach a PDF version below).
I will mail a void cheque to the Branch (note, the application will be processed after receipt of this information).

Worksheet ▼

Print and Close

Cancel

Gaming Information and Services

Know your limit, play within it.

CGG Program Details [Help ?](#)

GBC ID: 1184 B.C. Freedom of Information & Privacy Association
Alert:^{s.1}₅

All fields with an asterisk (*) must be completed.

Application Assignment ▼

Organization Information ▼

Payment Rules ▼

Program Information ▲

Program/Service Type:

* Program Name:

Community Education Program

* You are required to describe the activities and delivery of this program (i.e. the activities provided and how they are delivered, community benefit, accessibility, sustainability and community support). You may enter this information here (up to 4,000 characters long), or you may attach a document that provides this information. Enter the information in the following field; or click the Browse button to attach a document.

Program Description:

see app

Attach Program Description:

Formats accepted include: jpg, doc, docx, xls, xlsx, pdf. Note, your application will be 'incomplete' until such time that this information is provided.

Attached Document(s):

How long has your organization delivered this program?

* Years: * Months:

16 0

* Program Revenue & Expenses For Previous Fiscal Year:

You are required to provide last year's actual revenue and expenses for this program. This can be attached now or forwarded by mail/courier. How will you be submitting this information?

X Mail
Attach

* Budget for Current Fiscal Year:

You are required to submit the budget for the current fiscal year for this program. This can be done by attaching it now or forwarding it by mail/courier. How will you be submitting this information?

X Mail
Attach

* Budget for the Next Fiscal Year:

You are required to submit next year's projected budget for this program. This can be done by attaching it now or forwarding it by mail/courier. How will you be submitting this information?

X Mail
Attach

Requesting Grant Amount(s) ▲

Indicate the level of grant funding your organization is seeking for your program for the next 12 months, and describe how the grant funds will be used.

* What level OF GRANT funding are you requesting FOR your program?

\$60000

GPEB
Amount:
\$50000

* Describe in detail how the grant funds will be used:
see app

Other Program Details ▲

* Does this program receive any provincial or federal program funding, other than gaming funds?

YesX No

* Will the grant funds be used for out of province travel? YesX No

If yes, please submit the Out of Province Special Approval form (see guidelines).

* Will the GRANT funds be used FOR a major capital project that has a total value OF more than \$20, 000? YesX No

* Number of people who will directly benefit from this program? 100000

Total number of registered participants in the program?

Complete the above question if your organization is a:
A) sports organization (not provincial); B) youth organization (e.g. scouts, cadets)

* Does this program have a day care/child care licence(s)? YesX No

Program Categorization ▲

Program: Community Education Program

Amount Requested: \$60,000.00

Select Program Tags:

Age
Community Education
Counselling Program
Disabled
External Flag
Gender
Recreation
Type
Volunteer

Selected Program Tags:

Worksheet ▼

Print and Close

Cancel

Gaming Information and Services

Know your limit, play within it.

Submission Information Help ?

GBC ID: 1184 B.C. Freedom of Information & Privacy Association
Alert:^{s.15}

All fields with an asterisk (*) must be completed.

Application Assignment ▼

Organization Information ▼

Payment Rules ▼

Officers Responsible ▲

Each application requires a Contact Person, a Submitter and 1-3 Officers Responsible (e.g. 1 for B Licences, 3 for D Licences and 2 for everything else). Individuals can have multiple roles; simply select multiple "Type" checkboxes when you are completing their information.

*Type

Officer Responsible (board member of the organization who is responsible to ensure the organization complies with all conditions, guidelines, rules and policies of the Gaming Policy Enforcement Branch)

Submitter (member of the organization authorized to complete and submit this application)

Contact Person (member of the organization that the Branch can contact regarding this application)

*Position *First Name *Last Name

Address

Unit *Street *Province *City *Postal Code
British Columbia

*Business Phone Ext *Home Phone Cell Phone
- - - - - -

e-mail

(e.g. John.Doe@home.com)

Position	Name	Officer Resp.	Submitter Contact
President	Richard Rosenberg	X	
Treasurer	Tom Crean	X	
Vice President	Vincent Gogolek		X X

Delivery Method ▲

Results can be delivered to you by one of the following methods.

*

Select your preferred delivery method:

X e-mail vincent@fipa.bc.ca(e.g. John.Doe@home.com) (Ensure that your e-mail is set up to allow messages that are sent from the Gaming Policy and Enforcement Branch. See E-mail Tips for more information.)

Canada Post (Your organization's mailing address will be used. If we do not have a mailing address on file, the physical address will be used.)

Gaming Online Service using your Business BCeID. (Refer to Business BCeID Information and Registration.)

Worksheet ▼

Print and Close

Cancel

05-Mar-2015

Application Type: Community Gaming Grant
Application No: 1049769

L+G File No: 107736

Officer(s) Responsible: Richard Rosenberg
 Tom Crean

B.C. Freedom of Information & Privacy Association
103-1093 West Broadway
Vancouver BC
V6H 1E2

Dear Richard Rosenberg et al:

The Gaming Policy and Enforcement Branch has reviewed and approved your organization's Community Gaming Grant application for the amount of \$50,000.00. This grant will be deposited directly into your gaming account.

Your organization must comply with British Columbia's Gaming Control Act and Regulations, all other applicable federal, provincial and municipal laws, and relevant conditions, standard procedures, policies, and orders issued by the Branch. Failure to comply with these conditions may result in your organization having to repay all or a portion of the grant monies and/or being denied future access to gaming funds.

These funds may only be used for eligible costs essential to the delivery of the approved program(s). Some redistribution of the funds is permitted among approved programs, and must be reflected in your financial statements. Eligible uses of grant funds are outlined at:
<http://www.gaming.gov.bc.ca/>.

As with all Community Gaming Grants, a condition of this grant is that your organization must submit a Gaming Account Summary Report within 90 days of your fiscal year end, showing how these funds were spent. That form, along with the complete list of conditions for this grant, is available on our website at: <http://www.gaming.gov.bc.ca/>.

This grant is subject to the following conditions:

- Program - Approved: \$50,000 - Community Education Program to assist with wages, rental and office expenses essential to the direct delivery of the program available to the general public. Grant funds are not approved for research, report writing or conference expenses.
- Program - Ineligible Program: Guideline 5.6: Grant funds cannot be used for expansion of an existing program or professional development. This would include advanced workshops for professionals.
- Program - Other: Guideline 2.2: Each application is assessed on its own merit, and within the context of available funding and demonstrated community need. An application does not guarantee any level of funding. As funding for the community gaming grant program is limited, the requested amount may not be approved and may vary from year to year. Funding is based on the scope and the size of the program. It is acknowledged that your organization requested an increase in the level of funding. As the annual financial statements were not provided with the application, it was not possible to consider this request. Please ensure future applications are complete.
- Program - Other: In future, please identify gaming funds in the program actual revenue and expense statement as well as the budgets. This may have been an oversight as there was a line item for the amount however the 2013 Statement of Revenue and Expenditures for the Community Education Program did not identify the revenue source.

If you do not agree with this decision, please refer to our internal review procedures at:
<http://www.gaming.gov.bc.ca/>.

If you have any questions concerning this process, please contact the Branch at 250 387-5311 or
Gaming.Branch@gov.bc.ca.

BOWLING PROPRIETORS ASSOCIATION OF BC

GAMING ACCOUNT
SUITE 208-322 COLUMBIA ST.
NEW WESTMINSTER, B.C. V3L 1A6
Tel: (604) 522-2990

001

DATE 20

Y Y Y Y M M D D

PAY TO THE
ORDER OF

VOID

\$

100 DOLLARS

100 DOLLARS



ROYAL BANK OF CANADA
NEW WEST BC-NEW WEST MAIN BRANCH
428 - 8TH AVENUE
NEW WESTMINSTER, B.C. V3M 6Z2

MEMO

MP

s.21



**RECEIVED**

APR 29 2014

GPEB - VICTORIA

**Application for a
Community Gaming Grant***New (GBC: 117511)***Gaming Policy and Enforcement Branch – Licensing and Grants Division**

Mail: PO Box 9310, Stn Prov Govt, Victoria, BC V8W 9N1
Courier: 3rd Floor, 910 Government St., Victoria, BC V8W 1X3
Telephone: (250) 387-5311 | **Web:** www.gaming.gov.bc.ca

L&G Filed: (for your organization)

*119067***BEFORE YOU START**

Use this form to apply for a community gaming grant to support community programs.

- Review the 'Guidelines – Applying for a Community Gaming Grant'. *
- Review the 'Community Gaming Grant – Pre-Application Checklist'. *
- Submit only one application for a community gaming grant per year.
- Applications can be completed and submitted using the online service at: www.gaming.gov.bc.ca
- If applying by mail, use the latest version of this form. *
- Items in 'Section 5 – Additional Requirements (Application Attachments)' are required to complete this application.
- Late or incomplete applications will generally be returned to the applicant without being processed.
- Do not fax or e-mail your application, it will not be accepted.
- Confirm your application has been received by viewing application status at: www.gaming.gov.bc.ca

* Available at: www.gaming.gov.bc.ca/grants/forms-guidelines.htm

NOTE: Do not use this form to apply for a major capital project grant or PAC/DPAC grant.**Sectors and annual application timelines:**

Arts and Culture	Apply between Feb 1 and May 31. Final notification by Aug 31.
Sport	Apply between Feb 1 and May 31. Final notification by Aug 31.
Public Safety	Apply between Jul 1 and Aug 31. Final notification by Nov 30.
Human and Social Services (including service clubs)	Apply between Aug 1 and Nov 30. Final notification by Feb 28.
Environment	Apply between Jul 1 and Aug 31. Final notification by Nov 30.

SECTION 1 ORGANIZATION INFORMATION**PLEASE PRINT CLEARLY**

Organization name: (as it appears on the constitution and/or certificate of incorporation if applicable)		
Bowling Proprietors' Association of B.C. (BC Bowl BC)		
Organization mailing address: Unit, Street, and/or PO Box	City	Postal Code
209 - 332 Columbia Street	New Westminster	V3L 1A6
Organization physical address: (if different than above) Unit and/or Street	City	Postal Code
B.C. society number: (if the organization is a registered society in B.C.)	On what date did your organization start operating? (approximate date)	Fiscal year end: (month and day)
S-0004539	June 29, 1954	08-31
General program/service(s) or purpose(s) of your organization: (e.g. food bank, meal program, youth sports programs, etc.)		
delivery of youth and adult 5 and 10 pin bowling programs province wide <i>5-4</i>		

SECTION 2 – ORGANIZATION DETAILS

Sector: (this application is for grant funding for programs within which of the following sectors – choose one only – funding sector is based on purposes outlined in your organization's constitution)			
<input type="checkbox"/> Arts and Culture	<input checked="" type="checkbox"/> Sport	<input type="checkbox"/> Public Safety	
<input type="checkbox"/> Human and Social Services (incl. service clubs/organizations)	<input type="checkbox"/> Environment		
Is your organization a service club? (e.g. Lions, Elks, etc.)			<input type="checkbox"/> Yes <input checked="" type="checkbox"/> No
If your organization is a service club, list the recipient organization(s), or your own programs? (attach an additional sheet if necessary)			
Number of eligible voting members:	Number of board members:	Date of last annual general meeting: (DD-Mon-YYYY)	Number of voting members attending the last annual general meeting:
46	11	25-Jan-2014	11

0-5 1033602 1034116

Retain a copy of this application for your organization's records. Keep your personal information safe by storing completed electronic or paper copies of this form in a safe and secure place.

June 1, 2012

Page 1 of 5

SECTION 3 - PROGRAM FUNDING REQUEST

List the programs for which you seek grant funding and indicate the amount being requested for each program. Attach an additional sheet if more space is required. For each program listed, Section 4 must be completed.

'Total Grant Request' cannot exceed \$100,000 for individual organizations, \$225,000 for regional organizations and \$250,000 for provincial organizations.

If applying for capital project funding, see the last page of this application form.

Program name: (list the program names for which you are seeking grant funding)	Requested amount:
Youth Bowling Canada 4 Steps to Stardom National Championships	\$ 40,000.00
	\$
	\$
	\$
Total grant request:	\$ 40,000.00

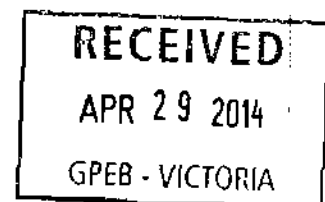
SECTION 4 - PROGRAM INFORMATION

This section must be completed for each program listed in 'Section 3 - Program Funding Request'. If you have more than one program, print and complete this page for each.

Program name: Youth Bowling Canada 4 Steps to Stardom National Championships	
Describe the activities and delivery of the program: (i.e. the activities provided and how they are delivered, community benefit, accessibility, sustainability, and community support - attach an additional sheet if necessary)	
an annual scratch high performance national youth bowling competition involving singles and teams of both boys and girls in 3 age categories from all 10 provinces (2 from Ontario) and 2 territories	
How long has your organization delivered this program: (in years and months) 50 years	
What level of grant funding are you requesting for this program?	\$ 40,000.00
Describe in detail how the grant funds will be used: (e.g. wages, rent, etc. - attach an additional sheet if necessary)	
awards and medals	7900
facility rental	3400
in-province-travel	13000
uniforms.....	4900
out-of-province travel	10800
<div style="border: 1px solid black; padding: 10px; width: fit-content; margin: 0 auto;"> <p>RECEIVED</p> <p>APR 29 2014</p> <p>GPEB - VICTORIA</p> </div>	
Does this program receive any provincial or federal funding?	<input type="checkbox"/> Yes <input checked="" type="checkbox"/> No
Will the grant funds be used for out of province travel? (if YES, a 'Request for Out-of-Province Travel Approval' must be submitted with this application)	<input checked="" type="checkbox"/> Yes <input type="checkbox"/> No
Will the grant funds be used for a major capital project that has a total value greater than \$20,000? (if YES, see the information about using gaming funds for capital projects on the last page)	<input type="checkbox"/> Yes <input checked="" type="checkbox"/> No
How many people will participate in, or benefit from, this program?	2,000
Does this program have a child care / day care licence(s)? (if YES, a copy of each must be submitted with this application)	<input type="checkbox"/> Yes <input checked="" type="checkbox"/> No

SECTION 5 - ADDITIONAL REQUIREMENTS (APPLICATION ATTACHMENTS)

<input checked="" type="checkbox"/>	The following are required to complete this application: (submit all necessary documentation with this application)	
Organization Information:		
<input checked="" type="checkbox"/>	Constitution and bylaws	New applicants or groups who have not applied for 3 years must submit their organization's constitution and bylaws. Repeat applicants must submit changes to their organization's constitution and bylaws. Copies of Resolutions filed with and approved by the Registrar must be provided.
<input checked="" type="checkbox"/>	Board of directors list	Up-to-date information about the organization's board of directors must be provided; the list must include: names; addresses; home and work phone numbers; e-mail addresses; and positions held on the board.
<input checked="" type="checkbox"/>	Annual general meeting minutes	Minutes from the organization's most recent annual general meeting must be provided. The AGM minutes must include verification that a democratic election of the board of directors was held. If the most recent election of the board was not held during the AGM, provide additional, dated documentation (meeting minutes) showing details.
<input type="checkbox"/>	Sports organization information	Sports organizations that are <u>not</u> provincial sport organizations must provide the following information: Number of registered participants: (each participant should only be included once) Number of registered participants 18 years and under: (each participant should only be included once)
<input type="checkbox"/>	Scout / cadet organization information	Scout / cadet organizations must provide the following information: Number of registered scouts / cadets:
Program information: (for each program, in section 3 and 4, for which funding is requested, provide the following)		
<input checked="" type="checkbox"/>	Program budgets (for the current fiscal year and next fiscal year)	Program budgets for the current fiscal year and next fiscal year (for each program for which funding is requested) must be provided. The program budgets must detail confirmed and potential revenue sources and all planned expenditures. Federal or provincial government funding, including contract or grant monies, must be clearly identified.
<input checked="" type="checkbox"/>	Program revenues and expenditures (for the previous fiscal year)	For each program separate actual revenue and expense statements from the last fiscal year must be provided.
<input type="checkbox"/>	Minor capital project quotes	If applicable, professional quotes for minor capital projects that will use gaming funds are required.
<input type="checkbox"/>	Child care / day care licences	If applicable, provide copies of any child care / day care licences for the programs for which you are seeking funding.
Financial information for the organization:		
<input checked="" type="checkbox"/>	Organization financial statements	Complete annual financial statements must be provided for the organization's previous fiscal year, including: • Revenue and expense statements clearly showing all sources of revenue with gaming funds identified. • Balance sheet listing all assets and liabilities of the organization and with restricted funds clearly identified.
<input checked="" type="checkbox"/>	Organization budgets	The organization's budget for the current fiscal year and next fiscal year must be provided. Include anticipated gaming revenue and expenditures.
<input checked="" type="checkbox"/>	Gaming Account Information	You must have a dedicated bank account, called the 'Gaming Account' in order to receive grant monies. The money for an approved grant will be transferred electronically to this account. <input checked="" type="checkbox"/> Choose one of the following options: <input type="checkbox"/> Gaming Account information is on file with the branch and there are no changes. <input checked="" type="checkbox"/> I will include a copy of a void cheque from the Gaming Account with this application.
<input checked="" type="checkbox"/>	Gaming Account Summary Report	This report must be provided for the previous fiscal year, if gaming funds were received during that year, or if there was a balance remaining in your gaming account. The Gaming Account Summary Report form is available on the Gaming Policy and Enforcement Branch website (www.gaming.gov.bc.ca/grants/forms-guidelines.htm).



SECTION 6 - CERTIFICATION

My acceptance of this statement indicates that I confirm and acknowledge:

- I am a bona fide member of the organization (the "applicant") making this application, and my position, title or role within it is as indicated herein.
- I am authorized to complete and submit this application by and on behalf of the applicant.
- I confirm personally and on behalf of the applicant that all facts stated and information furnished in this application are complete and true.
- The applicant undertakes to comply with all provisions of the Criminal Code, the Gaming Control Act and the Gaming Control Regulation.
- The applicant undertakes to comply with all conditions, guidelines, rules and policies published by the Gaming Policy and Enforcement Branch ("GPEB") and all directives issued by the General Manager, whether published or issued before or after the date of this application.
- Upon dissolution of this organization, all unused grant funds and assets purchased with grant funds will be transferred to the Minister of Finance, or if those assets are not in a form that can be easily transferred to the Minister of Finance, then to another eligible organization within British Columbia.
- The applicant understands and confirms that any information submitted herein may be disclosed by GPEB publicly, in compliance with the Freedom of Information and Protection of Privacy Act.

Two board members of the organization (officers) who are responsible for the application: (both must sign this form)					
1 Position: (with the organization) President		First name: Ken		Last name: Clarke	
Address: Unit and Street 12033 84th Avenue		City Surrey		Province BC	Postal Code V3W 3G4
Business phone number: (XXX) XXX-XXXX (604) 596-3924		Ext:	Home phone number: (XXX) XXX-XXXX s.22	Cell phone number: (XXX) XXX-XXXX s.22	
E-mail address: (provide a valid e-mail address) bowl4fun@bowlbc.com		Signature: X s.22		Date signed: (DD-Mon-YYYY) 22-04-2014	
2 Position: (with the organization) Treasurer		First name: Tammy		Last name: Marino	
Address: Unit and Street 2195 Commercial Drive		City Vancouver		Province BC	Postal Code V5N 4B3
Business phone number: (XXX) XXX-XXXX (604) 253-2747		Ext:	Home phone number: (XXX) XXX-XXXX s.22	Cell phone number: (XXX) XXX-XXXX s.22	
E-mail address: (provide a valid e-mail address) bowl4fun@bowlbc.com		Signature: X s.22		Date signed: (DD-Mon-YYYY) 24-04-2014	
Submitter: (if the submitter is one of the people above, include only their name below)					
3 Position: (with the organization) Consultant		First name: Elvin		Last name: Meyers	
Address: Unit and Street 301-737 Hamilton Street		City New Westminster		Province BC	Postal Code V3M 2M7
Business phone number: (XXX) XXX-XXXX (604) 522-2990		Ext:	Home phone number: (XXX) XXX-XXXX s.22	Cell phone number: (XXX) XXX-XXXX s.22	
E-mail address: (provide a valid e-mail address) s.22					
Contact Person: (if the contact person is one of the people above, include only their name below)					
4 Position: (with the organization)		First name: Elvin		Last name: Meyers	
Address: Unit and Street		City		Province	Postal Code
Business phone number: (XXX) XXX-XXXX		Ext:	Home phone number: (XXX) XXX-XXXX	Cell phone number: (XXX) XXX-XXXX	
E-mail address: (provide a valid e-mail address)					

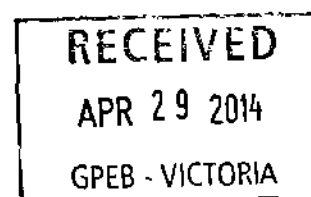
RECEIVED

APR 29 2014

GPEB - VICTORIA

BOWLING PROPRIETORS ASSOCIATION OF BC
(DBA BOWL BC)
STATEMENT OF INCOME AND EXPENSE
FOR THE 12 MONTHS ENDING AUGUST 31, 2013

	General Fund	Gaming Fund	Total
INCOME:			
Membership Dues	115057		115057
Via Sport Core Grant	44000		44000
Fund Raising Proceeds	9100		9100
Gaming Proceeds		33928	33928
National Fund Campaign	54676		54676
YBC Registration Fees	23778		23778
YBC School Fees	9800		9800
Adult Event Fees	11612		11612
Retail Operations	17343		17343
Interest & Other Income	1286		1286
TOTAL INCOME	286652	33928	320580
EXPENSE:			
Membership Services	15416		15416
Operating Expenses	137834		137834
Conferences & Meetings	23837		23837
Via Sport Grant BCSPBA	3000		3000
Via Sport Grant MBABC	3000		3000
Retail Operations	13743		13743
Adult Events	27756		27756
YBC Programs & Events	34089	33928	68017
TOTAL EXPENSE	258675	33928	292603
INCOME OVER EXPENSE	27977	0	27977
FUND BALANCES, OPENING	5454	0	5454
FUND BALANCES, CLOSING	33431	0	33431



YOUTH BOWLING CANADA-BC
2013 4 STEPS TO STARDOM
** NATIONAL CHAMPIONSHIPS
STATEMENT OF INCOME AND EXPENSE

	General Fund	Gaming Fund	Total
Income:			
Gaming Proceeds		33928	33928
Via Sport Grant	3000		
YBC National Fund Campaign (World's Finest Chocolates)	9685		9685
TOTAL REVENUE	12685	33928	46613
Expense:			
Zone Finals:			
Medals		4409	4409
Provincial Finals:			
Accommodation	1444		1444
Awards Banquet	6475		6475
Facility Rental	604	4010	4614
In-Province Travel	429	6400	6829
Awards & Photos	56	4986	5042
	9008	19805	28813
National Championships:			
Awards & Souvenirs	180	940	1120
Hosting Expenses	2766		2766
In-Province Travel	731	5495	6226
Uniforms		7688	7688
	3677	14123	17800
TOTAL EXPENSE	12685	33928	46613

** HOST PROVINCE BRITISH COLUMBIA

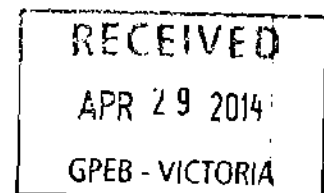
RECEIVED

APR 29 2014

GPEB - VICTORIA

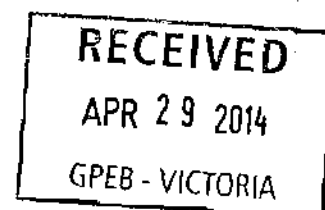
**BOWLING PROPRIETORS ASSOCIATION OF BC
(DBA BOWL BC)
BUDGET
FOR THE 12 MONTHS ENDING AUGUST 31, 2014**

	<u>General Fund</u>	<u>Gaming Fund</u>	<u>Total</u>
INCOME:			
Membership Dues	143900		143900
Via Sport Core Grant	25000		25000
Gaming Proceeds		0	0
YBC National Fund Campaign	55800		55800
YBC Registration Fees	21000		21000
YBC School Fees	11200		11200
Adult Event Fees	11900		11900
Retail Operations	800		800
Interest & Other Income	2900		2900
TOTAL INCOME	<u>272500</u>	<u>0</u>	<u>272500</u>
EXPENSE:			
Bowl Canada Assessment	21300		
Membership Services	23100		23100
Operating Expenses	88000		88000
Conferences & Meetings	22000		22000
Via Sport Grant MBABC	3000		3000
Adult Events	30500		30500
YBC National Championships	68100	0	68100
Other YBC Programs & Events	25200		25200
TOTAL EXPENSE	<u>259900</u>	<u>0</u>	<u>259900</u>
INCOME OVER EXPENSE	<u>12600</u>	<u>0</u>	<u>12600</u>



**BOWLING PROPRIETORS ASSOCIATION OF BC
(DBA BOWL BC)
BUDGET
FOR THE 12 MONTHS ENDING AUGUST 31, 2015**

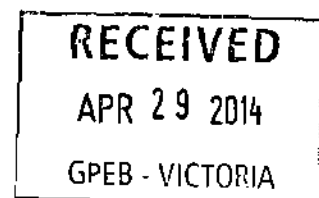
	<u>General Fund</u>	<u>Gaming Fund</u>	<u>Total</u>
INCOME:			
Membership Dues	139500		139500
Via Sport Core Grant	25000		25000
Gaming Proceeds		40000	40000
YBC National Fund Campaign	50200		50200
YBC Registration Fees	21000		21000
YBC School Fees	11200		11200
Adult Event Fees	10000		10000
Retail Operations	400		400
Interest & Other Income	2900		2900
TOTAL INCOME	<u>260200</u>	<u>40000</u>	<u>300200</u>
EXPENSE:			
Bowl Canada Assessment	20800		20800
Membership Services	22000		22000
Operating Expenses	87800		87800
Conferences & Meetings	22000		22000
via Sport Grant BCSPBA	3000		3000
Via Sport Grant MBABC	3000		3000
Adult Events	30500		30500
YBC National Championships	46200	40000	86200
Other YBC Programs & Events	24900		24900
TOTAL EXPENSE	<u>239400</u>	<u>40000</u>	<u>279400</u>
INCOME OVER EXPENSE	<u>20800</u>	<u>0</u>	<u>20800</u>



YOUTH BOWLING CANADA-BC
4 STEPS TO STARDOM
** NATIONAL CHAMPIONSHIPS
2014 BUDGET

	General Fund	Gaming Fund	Total
INCOME:			
Gaming Proceeds			0
YBC Registration Fees	12300		12300
YBC National Fund Campaign			0
(World's Finest Chocolates)	55800		55800
TOTAL REVENUE	68100	0	68100
EXPENSE:			
Zone Finals:			
Medals	5100		5100
Provincial Finals:			
Accommodation	700		700
Awards Banquet	7400		7400
Facility Rental	4100		4100
In-Province Travel	10600		10600
Awards & Photos	4400		4400
	32300	0	32300
National Championships:			
Awards & Souvenirs	1100		1100
In-Province Travel	2500		2500
Out-of-Province Travel	26700		26700
Uniforms	5500		5500
	35800	0	35800
TOTAL EXPENSE	68100	0	68100

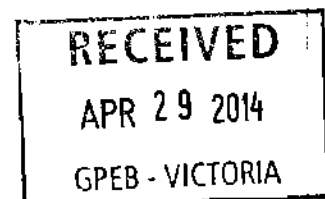
** HOST PROVINCE MANITOBA (WINNIPEG)



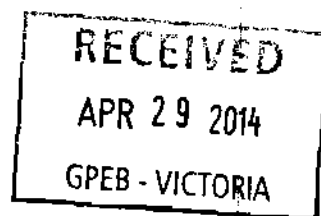
YOUTH BOWLING CANADA-BC
4 STEPS TO STARDOM
** NATIONAL CHAMPIONSHIPS
2015 BUDGET

	General Fund	Gaming Fund	Total
INCOME:			
Gaming Proceeds		40000	40000
YBC National Fund Campaign	46200		46200
(World's Finest Chocolates)			0
TOTAL REVENUE	46200	40000	86200
EXPENSE:			
Zone Finals:			
Medals		4000	4000
Provincial Finals:			
Accommodation	800		800
Awards Banquet	7400		7400
Facility Rental	700	3400	4100
In-Province Travel	1300	10000	11300
Awards & Photos	1400	2900	4300
	11600	20300	31900
National Championships:			
Awards & Souvenirs	200	1000	1200
In-Province Travel	1200	3000	4200
Out-of-Province Travel	32200	10800	43000
Uniforms	1000	4900	5900
	34600	19700	54300
TOTAL EXPENSE	46200	40000	86200

** HOST PROVINCE NORTHERN ONTARIO (SUDBURY & SAULT ST. MARIE)



BOWLING PROPRIETORS ASSOCIATION OF BC
(DBA BOWL BC)
BALANCE SHEET
AUGUST 31, 2013



	General Fund	Gaming Fund	Total
CURRENT ASSETS:			
Cash	30224		30224
Term Deposit	45000		45000
Accounts Receivable	3289		3289
Retail Inventory	2374		2374
Prepaid Expenses	12300		12300
Security Deposits	1150		1150
	<u>94337</u>		<u>94337</u>
FIXED ASSETS:			
Furniture & Equipment	74400		74400
less Accumulated Amortization	71511		71511
	<u>2889</u>		<u>2889</u>
	<u>97226</u>		<u>97226</u>
CURRENT LIABILITIES:			
Accounts Payable	14660		14660
Accounts Payable (Bowl Canada)	1120		1120
Scholarships Payable	750		750
Participant Fees Accrued	798		798
Promotion & Adverting Fund	12891		12891
Membership Dues Accrued	1862		1862
Variety Club Proceeds	12634		12634
Receiver General Payable	2309		2309
Provincial Sales Tax Payable	6		6
Via Sport Core Grant	16765		16765
	<u>63795</u>	<u>0</u>	<u>63795</u>
FUND BALANCES	<u>33431</u>	<u>0</u>	<u>33431</u>
LIABILITIES & FUND BALANCES	<u>97226</u>	<u>0</u>	<u>97226</u>

SECTION 7 – DELIVERY METHOD

Results can be delivered to you by e-mail or by Canada Post, or you can view them by signing onto the Gaming Online Service with a BCeID username and password. For more information about BCeID, contact the branch.

<input checked="" type="checkbox"/>	Select your preferred delivery / notification method: (choose one only)	
<input type="checkbox"/>	E-mail (provide <u>one</u> valid e-mail address in the space at right for notification purpose; <u>multiple addresses not accepted</u>) NOTE: Ensure that your e-mail is set up to allow messages that are sent from Gaming Policy and Enforcement Branch e-mail addresses – gamingonlineservice@gov.bc.ca and gaming.branch@gov.bc.ca	
<input checked="" type="checkbox"/>	Canada Post (your organization's mailing address will be used; if we do not have a mailing address on file, the physical address will be used)	

SECTION 8 – USING GAMING PROCEEDS FOR CAPITAL PROJECTS / ACQUISITIONS

Capital projects include construction of new facilities, renovation or maintenance of existing facilities, and property development. See section 5.3 of the 'Guidelines for Applying for a Community Gaming Grant'.

Minor Capital Project

- A project with a total cost of \$20,000 or less that is essential to the delivery of your organization's approved programs is considered a minor capital project.
- Include the project as one of the planned uses of grant funding described for the program in Section 4 of this application form (please note, this is not considered a separate program). A separate application form is not required.

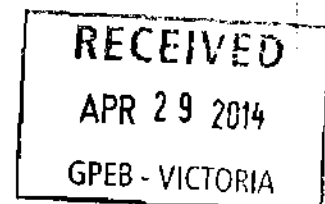
Major Capital Project (grants not available until further notice)

- A project with a total cost of more than \$20,000 that is essential to the delivery of your organization's programs is considered a major capital project. Major capital projects must provide significant community benefit and be accessible to the public.
- Service organizations planning to donate grant funds to a major capital project must ensure the project has been pre-approved by the branch.

Capital Acquisitions

- Equipment essential for the direct delivery of an approved program (e.g. computers, furniture or vehicles) are considered an expense of the program.

The information requested on this form is collected under the authority of the Gaming Policy and Enforcement Branch pursuant to the Gaming Control Act. The information provided will be used to assess your eligibility for a community gaming grant. Questions may be directed to the Gaming Policy and Enforcement Branch, Victoria.



**MINUTES OF THE SEMI-ANNUAL GENERAL MEETING OF THE
BOWLING PROPRIETORS' ASSOCIATION OF BC
HELD ON JUNE 26, 2013 AT THE
BALLY'S LAS VEGAS HOTEL & CASINO, LAS VEGAS**

ATTENDANCE

- See list attached

The Chairman called the meeting to order and welcomed everyone to the 53rd Semi Annual Conference in Las Vegas, Nevada.

MOTION: Bryan Sargeant moved the acceptance of the Annual General Meeting minutes of January 26, 2013, as circulated.

Seconded by Gord Wiffen

CARRIED

PRESIDENT'S REPORT – Ken Clarke

Welcome to Las Vegas and the 53rd Semi-Annual Bowl BC Conference.

I would like to start by thanking everyone for attending this meeting. A special welcome to those people who may be attending their first Bowl BC meeting, or perhaps the first meeting in a number of years. I hope you had the opportunity to learn some new things for your centre from the many seminars available here at Bowl Expo. The Trade Show put on by BPAA is amazing. I would also like to welcome and thank our suppliers for being here this week. Your support of our Association is greatly appreciated.

The majority of the reports for today's meeting are printed in our conference manual which has been sent from our office to all centres. Hopefully you have had an opportunity to review these reports. The proposed budget for next season is also in the conference manual. Today we will be seeking the membership's approval of the budget. We will also elect the new Board of Directors today.

There are several items to discuss today under New Business arising from the Bowl Canada Annual General Meetings held recently in St. John's, Newfoundland. British Columbia was represented at these meetings by our Vice-President and YBC Chair Ray Brittain and myself. We spent the first day and a half working on a new Strategic Plan with the help of a facilitator. While the time spent was certainly a good start on this new plan there is a great deal of work still to be done. I'm sure an outline of the new Strategic Plan and further information on it will be forwarded to the membership at a later date as the work progresses.

RECEIVED

JUN 29 2014

YBCB - VICTORIA



PRESIDENT'S REPORT – cont'd

There were also several motions dealt with pertaining to Bowl Canada and our programs. Some of these were motions that had already been reviewed by the Provincial Associations. After receiving the input of the members in attendance at the AGM the Bowl Canada Board of Directors met and held their vote on each motion. The motions that passed are in effect for next season. There are also several new motions that will now be reviewed by the provinces for possible adoption at the next Board of Directors meeting. We will discuss these motions under new business today.

We also spent considerable time discussing the new federal Not For Profit Corporations Act. This affects Bowl Canada and will result in significant changes to how the association operates. The Bowl Canada Board of Directors will no longer be representatives sent by the provinces. For example, currently, our Bowl BC President and Vice-President automatically represent our province on the Bowl Canada Board of Directors. As of June 2014 this will no longer be the case. Starting at the June 2014 Bowl Canada Annual General Meeting the members in attendance will elect the Board of Directors. The Board will be comprised of 7 members (down from the current 20), with not more than two members from a province. Six of the members will be elected for two year terms, three each year. The 7th will be appointed. There will always be at least one tenpin and one fivepin representative on the board. After the election at the AGM the new board will meet and have their own vote to determine the President, Vice-President, Treasurer and Secretary. Under the new act, the Past-President's position will be eliminated from the Bowl Canada Board of Directors. To be eligible for the office of President requires a prerequisite of 2 consecutive years of service on the Board and the Office of President may be held by a member for a maximum of 4 consecutive years. Nominations for the Board of Directors are to be submitted in advance of the Annual General Meeting and will only be accepted from the floor if no nominations were received prior to the deadline.

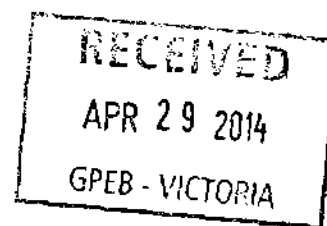
I would like to thank our Bowl BC Board of Directors for all their work and dedication to our association. Special thanks to our Executive Committee of Ray Brittain, Tammy Marino, Gord Wiffen and Bob Randall. To our Conference Chair, Salina Kennedy, thank you for the extra work you have done in preparing for this conference and arranging our group dinner later this evening. As you know our Sheilagh Meyers is retiring from her position as Bowl BC Executive Director effective June 30, 2013. We have been very well looked after in BC by Sheilagh for the past 32 years. I know all past and present proprietors and everyone involved with the bowling community in our province would join me in thanking Sheilagh for all she has done for us and to congratulate her on her retirement. It is certainly good news for us that Sheilagh has agreed to continue, on an as-needed basis, to carry on the work of handling the applications for funding to our sport from the provincial government. I know Mickie Keepper will do very well in her new position as Bowl BC Administrator.

Thank you once again for attending today's meeting. I hope you enjoy the rest of your time here in Las Vegas and have a safe trip home.

MOTION: Ken Clarke moved the acceptance of this Report.

Seconded by Gord Wiffen

CARRIED



CONFERENCE REPORT – Salina Kennedy

VIVA LAS VEGAS!

We are only a short month away from Bowl Expo and our Bowl BC meetings. The Paris and Flamingo hotel blocks are booked up, but Bally's still has rooms available at the discounted Bowl Expo rate and they have extended their deadlines for this rate to May 27. Bally's is connected to the Paris, so you won't be far from the seminars and is also the location of our Bowl BC Meetings.

Our meeting is on Wednesday June 26th from 5-7pm. We have chosen to have a short meeting so as not to interfere with the many great seminars and the trade show, so please make sure to go over the BC conference book when you receive it and have any questions or opinions ready for the meeting. Please remember to bring your Bowl Expo registration receipt to the Bowl BC meeting so you can be reimbursed for one of your registration fees, up to a \$199 maximum. I will remind everyone that you must attend the full BC meeting in order to qualify for reimbursement. Since everyone will be going in different directions all week and we may not get much time to socialize as a group, I have arranged for a provincial dinner after our meeting. I hope everyone will join us at Le Village Buffet at the Paris Hotel at 8pm. The buffet price is \$29.99 per person, but is classified as a high end buffet with a large variety choices.

If anyone has any questions or needs help with their Bowl Expo online registration, please don't hesitate to call myself or Sheilagh and Mickie at the office. I look forward to seeing you in Las Vegas.

Next year's Annual Meeting will be held on January 25, 2014 and the Semi-Annual Meeting will be held on June 13 & 14, 2014. Locations for both meetings to be advised.

MOTION: Salina Kennedy moved the acceptance of this Report.

Seconded by Lee-Anne Wilson

CARRIED

TREASURER'S REPORT – Tammy Marino

Our April 30th balance sheet has shown that we are inline with our budgeted figures. We will discuss the May financials in Las Vegas which will give us a more complete view of accounts as our tournaments are completed, outstanding bills are received and proceeds earned from the YBC 4 Steps National souvenirs are calculated.

This year's budget shows a surplus of \$14,008.00. However, we were working with some unknown factors, namely the removal of the Combo Team event from the 4 Steps as well as proposed changes to the National Classified. For now the budget is done without changes. We will reconsider these factors once we have results from the vote at the National Conference in NFL.



TREASURER'S REPORT – cont'd

In the meantime the most notable change in our budget comes from a reduction of salaries and benefits due to the Executive Director retiring.

Other changes include:

- An increase in travel subsidies for coaches of the 4 Steps Provincial Teams. It was felt that these volunteers require hotel stays and time off work to attend the Provincials and should be compensated in a more substantial way than the bowlers.
- An increase to office maintenance & equipment for a long overdue upgrade in our accounting software.
- An increase to the luncheon portion of the Youth Doubles. It is felt that with the impending removal of the Combo Team event we should do our best to upgrade & promote the Youth Doubles Provincials.

All in all, our proposed budget is promising for the upcoming season, however we must tread lightly. The income over expense is due to a significant reduction in expenses not a significant increase in income. Without an increase in members, sponsorships and/or government funding it is likely that in the future travel subsidies will need to be replaced with travel assessments.

For those of you that still haven't done so, please register your bowlers on line.

MOTION: Tammy Marino moved the acceptance of this Report.

Seconded by Ray Brittain

CARRIED

- At this time we will review the proposed 2013/14 budget that we will pass under new business.

YOUTH BOWLING CANADA – BC REPORT – Ray Brittain

This marks the end of a very eventful YBC season in British Columbia. This has been a season that culminated in YBC's biggest party right here in BC - the 4 Steps to Stardom National Championships. This was also the year in which we gave some amazing prizes to top Nationals Fund Chocolate sellers. In addition, we had the requisite house, zone and provincial tournaments that everybody looks forward to. At the time of writing, we had 39 bowling centres in BC with a YBC program. Of these, 13 had the same or higher registrations compared to the end of last season. The registration summary paints a somewhat bleak picture overall however, a decrease of 278 youth bowlers (-264 five pin, -14 ten pin). Total registrations for five pin were 1603, and 111 for ten pin. The Bantam/Junior/Senior breakdowns are: Five Pin 736/526/341; Ten Pin 44/23/44.

APR 29 2014

GPEB - VICTORIA

YOUTH BOWLING CANADA – BC REPORT – cont'd

Starting with the Provincial Youth Doubles, Tammy Marino and staff at Grandview Lanes did a great job hosting the tournament on April 6. Congratulations to the gold medallists:

- BANTAM - Rainbow Lanes, Port Alberni - Koen Dobb, Andrew Thompson, and Coach Jim Rutherford
- JUNIOR - Copperhill Lanes, Princeton - Katie Bartlett, Dayton Wales, and Coach Rayleen Brewer
- SENIOR - Glenmerry Bowl, Trail - Devon Fulton, Joshua Mack, Coach Laurie Flack

In terms of participation, the Five Pin Youth Doubles had 19 fewer entries relative to last year (114 vs. 133), with one less centre participating. The Ten Pin Youth Doubles had 22 entries this year - identical to last year's number.

Splitsville Entertainment in Nanaimo hosted the 4 Steps to Stardom 10 Pin Provincials in February. Managers Tony and Shawne Soles did a fantastic job of hosting the bowlers, coaches and parents. For the Five Pin Provincials, a big thank you goes out to Lincoln Lanes in Vernon (Gord Wiffen & Sandi Soroka), and Capri Valley Lanes in Kelowna (Bryan and Ruby Sargeant). This too was a fantastic event, with multiple 400-Plus games and an excellent banquet and awards ceremony in Vernon. Some comments were made regarding the possibility of helping coaches with accommodations, as they are volunteering their time and paying their own way.

As mentioned previously, BC did a tremendous job of hosting the YBC Nationals on May 4-6. Following numerous volunteer committee meetings, the committee heads did an amazing job preparing for and producing a very memorable weekend for all the bowlers, coaches and spectators. The weather was great, the scores were great, and many memories were made. BC did well, winning a total of four medals - two Gold and two Bronze:

- Junior Girls Team from Black Diamond Lanes in Prince George are National Champions! Congratulations to Kassidy Johnson, Megan Reimer, Lezzyl Aquino, Paige Meise, and Coach Chito Tecson
- Senior Boys Team from Willowbrook Lanes in Langley are also National Champions! Congratulations to Casey Robitaille, Ryan Edwards, Braydyn Ingebrigtsen, Brandon Kirk, and Coach Debbie Ealey
- Aidan Buckley from Lincoln Lanes in Vernon won the Bronze medal in the Bantam Boys Singles.
- Junior Boys Team from Port Coquitlam Bowl won the Bronze medal - Tomas Galus, Robert Levelton, Noah Erickson, Michael Byron, Coach Terry McPhee

I am so excited that the BC Youth Bowling School will go ahead as planned this year!

As you may recall, we were forced to cancel the School the past two years due to insufficient registrations. At present, we have 35 registrations! The School will be at Scottsdale Lanes from July 12-14.

There was some excitement in the YBC league at Port Coquitlam Bowl, as YBC bowler Jeremy Chatt bowled a Perfect Game! Congratulations on your amazing accomplishment!

YOUTH BOWLING CANADA – BC REPORT – cont'd

National Fund sales were very close to last year's total, with a decrease of just \$525. Nationally there was an increase in sales, which leads one to wonder whether the national focus on incentive prizes may have played a role. This, in addition to the fact that each case has a value of \$90.

I am looking forward to hearing everyone's thoughts on the National Motions pertaining to YBC. With the Long Term Athlete Development Plan getting ever closer to implementation, there may be some big changes in store for YBC. Thank you to everybody for your input - I will be taking careful notes and communicating the consensus opinions at the Bowl Canada AGM in June.

As always, please do not hesitate to contact me regarding any YBC comments or concerns that you may have.

I would like to congratulate the following bowling centres for a great job in selling the National Fund Campaign in their bowling centre:

Most Sold in the Province – Scottsdale Lanes, Surrey - \$18,000.00

Most Sold by YBC Registration – Terrace Lanes, Terrace - \$249.23 per youth bowler

Each year BC awards four \$750.00 scholarships to youth bowlers. Following are the 2013 recipients:

Candice Choi – Town N Country Bowl, Vancouver
Torrie Nicholas – Lincoln Lanes, Vernon
Allistair Tan – Town N Country Bowl, Vancouver
Justine Vaz – Scottsdale Lanes, Surrey

MOTION: Ray Brittain moved the acceptance of this Report.

Seconded by Gord Wiffen

CARRIED

CLUB 55+ REPORT – Brian Madaski

Provincially we ended the season with 2,467 members, a decrease of 280 from last season. We lost some registrations from Summerland Lanes and two centres that chose not to register their bowlers this year. The National registrations were 9,854 a decrease of 1,133.

The Provincial finals of the Club 55+ Triples tournament was held on May 15. Thank you to Shane Williams and the staff at Juniper Lanes in Cranbrook for running a first class event and making everyone feel welcome. Our winners will now travel to Edmonton in July for the National tournament.

APR 29 2014

GPEB - VICTORIA

CLUB 55+ REPORT – cont'd

The ladies' team was from Savoy Lanes, Nelson. Team members are Dawn Williams, Effie Rains and Anne Secord. The men's team was from Rev Bowling Lanes, Quesnel. Team members are Lewis Hulet, Bob Later and Lawrence Dubuc. We wish them good luck at the National Championships.

The Provincial finals of the Bert Hill Classic was held on May 29 at Port Coquitlam Bowl. Entries for this event were down considerably this year, with 4 few centres participating for a total of 17 fewer teams competing. This is quite disappointing and hopefully will change next season. Congratulations to the winning team of Vito Tumillo, Anne Secord, Jack Parr, Rusty Denny and Pat Alexander from Savoy Lanes, Nelson for being Provincial Champions. Second place went to Codes Country Lanes, Courtenay and third went to Port Coquitlam Bowl, Port Coquitlam.

A team has just come in to practice for the tournament. They have come from one of the centres who did not register their bowlers in the Club 55+ program. Their first question was why there was no Club 55+ Triples tournament this year. I know there are bowlers in every centre that don't want to travel and don't want to participate in tournaments or anything that leads outside their centre, but please don't forget those that are keen and eager to participate in these events. For the cost of \$1.00 membership, some centres are disappointing a lot of their good customers.

MOTION: Tammy Marino moved the acceptance of this Report.

Seconded by Gord Wiffen

CARRIED

Questions

It was felt that with the increase of the franchise fees (\$75.00) as well as the bowler assessment of \$100 each to go to the National Championships for the Club 55 Triples the entries will be down.

SUNSHINE BOWLERS CLUB – Brian Madaski

We now have 9 centres participating in the Sunshine Bowlers' Club for a total of 467 members, an increase of one centre and a decrease of 2 members.

Nationally there are 36 centres with a total of 1,380 members.

For those who are not participating and have these bowlers in your centre I cannot explain the joy you can give these people by providing them with this program. Please consider this for next season.

Congratulations to Lottie Kuna and Scottsdale Lanes, Surrey for having the highest registrations in Canada at 106 in the Sunshine Bowlers Club.

MOTION: Lee-Anne Wilson moved the acceptance of this Report.

Seconded by Gord Wiffen

CARRIED



TOURNAMENT REPORT – Gord Wiffen

It has been a busy tournament season, with BC not only running our regular Provincial tournaments but also two large National events, the YBC 4 Steps to Stardom finals and the National Classified National finals. These are both huge events generating lots of interest and increased lineage for host centres. I would like to thank the host centres for a job well done. I would also like to thank the hosts of our zone and Provincial tournaments from this last season. All events went well with very few issues.

The Hawaiian Pick-A-Partner provincial final was held February 16 at Copperhill Lanes, Princeton. Congratulations to the team of Dan MacCuish and Jennifer Hurry from Bowldertime 5 Pin Centre, Kamloops for winning the two trips for two to Hawaii or \$1,250.00 cash each. Second place of \$300.00 went to Falcon Lanes' Dale Brush and Michael Cron while Arthur Vaz and Scott Hawrelak from Scottsdale Lanes, Surrey won \$200.00 for third place. There was one rule discrepancy regarding the number of games required to establish an average. The updated average for this tournament should be changed so the minimum required number of games will be 21. This way we will be consistent with our other tournaments. For the next year's event, the prize money for first place will be increased to 2 trips for 2 to Hawaii or \$1,500 each.

Juniper Lanes in Cranbrook hosted the Provincial finals of the Club 55+ National Triples Tournament on May 15. Advancing to the National finals to be held in Edmonton, Alberta on July 8 & 9 will be the men's team from Rev Bowling Lanes, Quesnel. Bowling on the team was Lewis Hulet, Bob Slater and Lawrence Dubuc. On the ladies' side, Dawn Williams, Effie Rains and Anne Secord from Savoy Lanes, Nelson advanced.

The 5 & 10 Pin National Classified provincials were conducted in Surrey and Burnaby on May 11, 2013. In the 5 pin events hosted at Scottsdale Lanes, the winners were: Tawnya Johnson, Shelley Krick, Bea Morris, Elsa Berg and Erin Buchanan from Lincoln Lanes, Vernon. The men's winners were Cody Hostrawser, Tony Abraria, Jordan Pinto, Harold Aljam and Jerrod Chandler from Merritt Bowling Centre. The 10 pin portion of this event was held at Revs Burnaby. Charmaine Loff, Averil Radke, Ashtin Grunwald and Nancy Cobb from McCurdy Bowling Centre, Kelowna came first for the ladies. Town N Country Bowl, Vancouver's Raymond Catcalin, Rene Malicdan, Elmer Prado and Willie Mabone won for the men. These four teams will represent BC at the National Final to be held June 22 and 23 in Kelowna.

The Bert Hill Senior Classic tournament was run May 29, 2013 at Port Coquitlam Bowl. Alma Hill was in attendance to present the winners with the memorial plaque and their trophies. The winning team was Vito Tummllo, Anne Secord, Jack Parr, Rusty Denny and Pat Alexander from Savoy Lanes, Nelson. Finishing second was the team from Codes Country Lanes, Courtenay and in third place was Port Coquitlam Bowl, Port Coquitlam.

APR 29 2014

GPEB - VICTORIA

TOURNAMENT REPORT – cont'd

The following centres will host the 2013/14 events pending participation and lane availability:

Youth Challenge – November 16, 2013 – location to be advised
10 Pin Bowling World Cup – January 25, 2014 – McCurdy Bowling Centre, Kelowna
Hawaiian Pick-A-Partner – February 22, 2014 – Scottsdale Lanes, Surrey
YBC 10 Pin Provincials – February 22, 2014 – McCurdy Bowling Centre, Kelowna
YBC 5 Pin Provincials – March 1, 2014 – ChilliBowl Lanes, Chilliwack & Galaxy Bowl, Abbotsford
BC 5 Pin Provincial Open – April 18 to 20, 2014 – Willowbrook Lanes, Langley
Club 55+ Triples – May 14, 2014 – Port Coquitlam Bowl
Provincial Youth Doubles 5 Pin – April 5, 2014 – Capri Valley Lanes, Kelowna
National Classified 5 Pin – May 10, 2014 – Clover Lanes, Surrey & Willowbrook Lanes, Langley
National Classified 10 Pin – May 10, 2014 – Town N Country Bowl, Vancouver
Bert Hill Senior Classic – May 28, 2014 – Lincoln Lanes, Vernon
400 Club – September 27, 2014 – ChilliBowl Lanes, Chilliwack

Further to this report there has been a date change for the Club 55+ Triples and the Bert Hill Senior Classic. The Club 55+ Triples Provincial finals will now take place on April 25, 2014 and the Bert Hill Classic will now take place on May 29, 2014.

We would like to congratulate the National Classified 5 Pin men's team of Cody Hostrawser, Tony Abraria, Jordan Pinto, Harold Aljam and Jerrid Chandler from Merritt Bowling Centre, Merritt for being gold medal winners and National Champions. The ladies team from Lincoln Lanes, Vernon finished in 6th place. On the 10 pin side the men's team from Town N Country Bowl, Vancouver finished in 7th place and the ladies team from McCurdy Bowling Centre, Kelowna finished in 4th place.

MOTION: Gord Wiffen moved the acceptance of this Report.

Seconded by Bryan Sargeant

CARRIED

VARIETY, THE CHILDREN'S CHARITY REPORT – Ken Hayden

This year we contributed \$76,500 to Variety. Our centres raised \$69,000 of this amount and the balance of \$7,500 was from the corporate side. Last year our centres contributed \$67,500 and corporate only \$2,500. Our contributions were up \$2,500 and corporate \$5,000 over last year. Hopefully the corporate side will continue to grow back to the level they were a few years ago (\$30,000).

Variety, the Children's Charity has honoured us with the Colleen Wood Memorial Award. This award pays tribute to exceptional fundraisers. This award is presented at their annual Heart Awards dinner. However, as the dinner will take place on June 27, 2013 many of the proprietors and staff will be in Las Vegas and yours truly will be spending the last night our bowling centre will be open at the lanes. I have prepared an acceptance speech and Bob Stewart will read it on behalf of the proprietors.



VARIETY, THE CHILDREN'S CHARITY REPORT – cont'd

To date we have raised \$2,694,500. At this time I would like to thank those centres who got behind the campaign and look forward to someday surpassing the three million dollar mark.

We have a draw for four lanes of membership dues to the bowling centres that raised \$200.00 per lane bed. We usually make this draw at our Semi Annual Meeting but this year we made it at the Board of Directors' meeting in May. The winner was Castle Bowl, Castlegar, congratulations and thanks for all your hard work.

MOTION: Ray Brittain moved the acceptance of this Report.

Seconded by Salina Kennedy

CARRIED

PROMOTION/MARKETING REPORT – Bryan Sargeant

At the Semi Annual meetings we usually have some suggestions on how to spend the Promotion & Advertising budget. With this in mind we have included some suggestions below that we would like the members to consider. Please come to the meetings prepared to discuss them as well as offer your own suggestions to market our sport.

1. That Bowl BC consider joining all of its members to the Bowling Proprietors' Association of America. One of the major benefits of belonging is that members get the advantage of having a web site set up for them at no cost. Being a member would allow attendance at the BPAA annual Convention & Trade Show at no charge. Other advantages would be access thru the web to promotional materials and hundreds of ideas from like minded Bowling Professionals to help promote not only your bowling and food & beverage operations but any other activity you might be considering for increasing your financial opportunities.
2. All centres should have an internet Social Media presence. It is possible that the Association could pay each centre up to \$300.00 towards advertising and/or promoting their centres business & bowling programs on Facebook or Google.

The "In School Bowling lane kit" that Bowl Canada developed and produced in conjunction with the Bowling Federation of Canada is still available to centres from the Bowl Canada office. These kits are supplied FREE (including shipping) to your centre. This is a great tool for centres to take to their local schools to demonstrate the 5 pin game and encourage their students to come and visit the centre.

PROMOTION/MARKETING REPORT – cont'd

We are also looking into some merchandise that centres will be able to purchase through the Bowl BC office. This information will be available for the start of the new season.

Further to this report I would like to let everyone know that we will be purchasing 10,000 Peter Pin Tattoo's at a cost to be determined. Order forms and more information will be coming out in September.

MOTION: Bryan Sargeant moved the acceptance of this Report.

Seconded by Ray Brittain

CARRIED

MEMBERSHIP REPORT – Bob Randall

Please turn to page 37 of the Conference Manual where you will find the membership from 1981 to this past year.

At the present time we have 33 members that have re-joined and we expect that we will get to maybe 48 centres this year.

MOTION: Bob Randall moved the acceptance of this Report.

Seconded by Brian Sargeant

CARRIED

RISK MANAGEMENT/INSURANCE REPORT – Lee-Anne Wilson

At this time I would like to introduce Melanie Stefiuk from Hub International who will give you the Insurance Report.

We have 2 centres that are no longer in the program but one that left us last year as returned. There are 20 members in the program.

Earthquake deductible will increase for the Lower Mainland and Vancouver Island centres. There seems to be a little bit of panic after the earthquake in Haida Gwaii.

Insurance companies are paying out billions of dollars in claims and are not making money so the indication may be that rates will go up. However rates from the BC centres will remain as is with some decreases.

Page 48
GPEB - VICTORIA



RISK MANAGEMENT/INSURANCE REPORT – cont'd

Some slip and fall claims were re-opened but 2 claims have now been closed.

If you have any questions whatsoever please do not hesitate to contact me at 604-292-1924 so that we can work through any problems that you might have.

I would like to thank everyone for your support over the past year and I hope that we can grow from here.

MOTION: Lee-Anne Wilson moved the acceptance of this Report.

Seconded by Tammy Marino

CARRIED

NOMINATING REPORT – Bob Randall

Every member is invited to allow their name to stand for election. We will be electing a President, 1st Vice President/YBC Chair and Secretary Treasurer for a one year term, plus three directors for a two year term.

PRESIDENT KEN CLARKE, Scottsdale Lanes, Surrey
ELECTED BY ACCLAMATION

1ST VICE PRESIDENT RAY BRITTAIN, Brechin Lanes, Nanaimo
YBC CHAIR ELECTED BY ACCLAMATION

SECRETARY/TREASURER TAMMY MARINO, Grandview Lanes, Vancouver
ELECTED BY ACCLAMATION

DIRECTORS – 2 YEAR TERM SALINA KENNEDY, Smithers Bowl, Smithers
BRIAN MADASKI, Port Coquitlam Bowl, Port Coquitlam
BRYAN SARGEANT, Capri Valley Lanes, Kelowna
ELECTED BY ACCLAMATION

MOTION: Bob Randall moved to close nominations.

Seconded by Ray Brittain

CARRIED

OLD BUSINESS

Club 55+ Triples

There seems to be a concern with regard to the increase in the franchise fee and how it will affect the entries for next season. I think that we will need to have further discussion on this at the next Board of Directors' Meeting in October.

NEW BUSINESS

Combo Teams (4 Steps to Stardom – 5 Pin)

Seeing that the National Youth Bowling has eliminated the Combo Team event from the 4 Steps to Stardom program BC will no longer offer it to its members and will enhance and encourage more centres to get involved with the Provincial Youth Doubles.

Bowl Canada

Bowl Canada will be doing a demographic study of centres and bowlers in Canada. This is very important for Marketing and Sponsors. The last study we believe was done in 1981 and many things have changed.

Also, all of the motions passed and pending from the Bowl Canada Annual General Meeting held in St. John's, Newfoundland will be included in the mailing of these minutes. If you have any questions on any of these motions you can contact the President, Ken Clarke; YBC Chair, Ray Brittain or the Provincial Office.

2013/14 Budget

MOTION: Tammy Marino moved the acceptance of the 2013/14 Budget as presented.

Seconded by Ray Brittain


CARRIED

5 Pin Bands

At the moment a new band is being tested and further information will be forthcoming.

Promotional Calendar

Bowl Canada has developed a promotional calendar that all centres can use. They should contact Bowl Canada for more information.



NEW BUSINESS – cont'd

Youth Bowling Canada

We should be advertising that our youth program is a safe environment with no injuries to the participants. We all the problems that other sports are having we should be jumping on this bandwagon.

Bowl Canada has a "Building a Better Program" book that can be downloaded on the member's site of Bowl Canada. This book is well written and is worth a look.

GOOD & WELFARE

Jack Walsh from Hypertension Escape, Dawson Creek explained the fund raiser that they are doing to raise money for their YBC program. They have a 5 day fair in their city and the volunteers will be running the concessions and getting a piece of the action. If anyone wants more information on this that can contact him at the centre at 250-782-8161.

Marie Fehr from Clover Lanes, Surrey indicated that they have a fund raiser as well and that centres should group together to raise funds. She will send to the office the information on what she is doing and it will be sent out in September with the first Newsletter.

MOTION: Lee-Anne Wilson moved to adjourn the meeting.

Seconded by Tammy Marino

CARRIED

Meeting Adjourned

BOWLING PROPRIETORS' ASSOCIATION OF BC

Ken Clarke
President

ATTENDANCE

Kyle Parker
Ray Brittain
Bryan & Ruby Sargeant
Daniel & Maria Fehr
Tammy Marino
Jack Walsh
Andrew Klysko
Gord Wiffen
Lisa Lauzon
Elizabeth Wilson
Tom Wilson
Ken Clarke
Lottie Kuna
Salina & Jason Kennedy
Andrea McDermott
Lee-Anne Wilson
Bob & Cheryl Randall

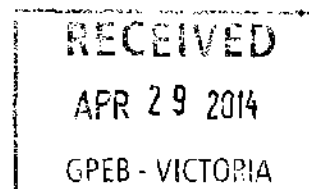
Melanie Stefiuk

Sheilagh Meyers
Mickie Keepper

Black Diamond Lanes, Prince George
Brechtin Lanes, Nanaimo
Capri Valley Lanes, Kelowna
Clover Lanes, Surrey
Grandview Lanes, Vancouver
Hypertension Escape, Dawson Creek
Hypertension Escape, Dawson Creek
Lincoln Lanes, Vernon
Lincoln Lanes, Vernon
Miracle Lanes, Sidney
Miracle Lanes, Sidney
Scottsdale Lanes, Surrey
Scottsdale Lanes, Surrey
Smithers Bowl, Smithers
Smithers Bowl, Smithers
Terrace Lanes, Terrace
Willowbrook Lanes, Langley

Hub International Insurance, Burnaby

Bowl BC, New Westminster
Bowl BC, New Westminster





**MINUTES OF THE ANNUAL GENERAL MEETING OF THE
BOWLING PROPRIETORS' ASSOCIATION OF B.C.
HELD ON JANUARY 25, 2014 AT THE
EXECUTIVE PLAZA HOTEL & CONFERENCE CTR., COQUITLAM**

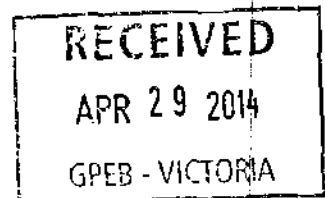
ATTENDANCE

- See list attached

The Chairman called the meeting to order and welcomed everyone to the Annual General Meeting.

The following suppliers addressed the meeting:

Bryan Sargeant – Western Pinsetter, Kelowna
Gord Wiffen – Sanders BC, Vernon
Gord Buresh – Direct Cash ATM, Chase



MOTION: Gord Wiffen moved the acceptance of the Semi Annual General Meeting minutes of June 26, 2013 as circulated.

Seconded by Bob Randall

CARRIED

PRESIDENT'S REPORT – Ken Clarke

Welcome to Coquitlam and the Bowl BC Annual General Meeting.

Thank you for taking time away from your business during this busy time of the season to attend today's meeting. We are fortunate to have a very dedicated group of people willing and able to serve on our Board of Directors.

I would like to welcome the Commodore Lanes in Vancouver to our association. Their decision to join meant I was then able to appoint Ken Hayden to our Board and to the position he cares so much about: Chair of Variety – the Children's Charity. As part of Ken's report just before lunch today we will be addressed by representatives of Variety.

After lunch we will have a presentation from Laddie Mackinnon. Laddie is well known in the bowling community as a competitor and coach. In his professional life Laddie is an Occupational Safety Officer with WorkSafe BC. Laddie will explain new regulations that came into effect in our Province at November 1st dealing with workplace bullying and harassment. WorkSafeBC requires employers to have policies in place to deal with this. I have asked Laddie to speak to us today to bring us up to speed on what this is all about and what is expected of us.



PRESIDENT'S REPORT – cont'd

The Bowl Canada Board of Directors Mid-Winter meetings were held just over a week ago in Las Vegas. Our Bowl BC Vice-President and YBC Chair, Ray Brittain, and myself attended these meetings. In his YBC report today Ray will update us on the various motions pertaining to youth bowling. Also, we will hear about the motions regarding tournaments in Gord Wiffen's report; there are some World Cup motions to be covered in the Tenpin Report.

The following are some general motions that were passed by the Bowl Canada Board of Directors:

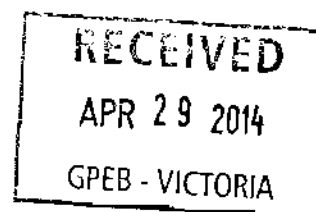
- That Bowl Canada subsidize BPA-America membership fees for its members to the amount of \$100 US annually. Bowl Canada's contribution to be taken from the Marketing Fund. Subsidization in effect as of January 1st, 2014.
- That investments purchased by Bowl Canada be restricted to GICs.
- That up to \$10,000 be earmarked for engagement of a consultant to assist with determining Bowl Canada's Board Governance Model.
- That Bowl Canada adopt the requirements of the Canadian Institute of Chartered Accountants' ASNFPO (Accounting Standards for Not For Profit Organizations) effective August 1st, 2012.

The following motions are administrative:

- That "Disclosure of Conflict of Interest" be added to the agenda of all Bowl Canada Board of Directors Meetings.
- That a review of all association entry/participation fees be added to the agenda of all Bowl Canada Board of Directors Meetings.

Before moving into the rest of our schedule, I would like to give recognition to a few people who have greatly contributed to the success of this season. The first is Mickie Keeper who has done a great job this year in her newly appointed position as Administrator of our Bowl BC office following the retirement of Sheilagh Meyers this past bowling season. Mickie has taken naturally to the position and has further proven to be a great asset. The next is Ray Brittain who has continued to do superb work in his position as YBC chair. His keen interest in youth bowling hasn't gone unnoticed by his fellow board members, youth bowlers and other participants alike. Finally, I would like to give thanks to Tammy Marino who has dedicated much of her time to the position of Treasurer. This position requires much extra time and effort, and is not something easily maintained to the degree that Tammy has done thus far.

We have a busy day ahead of us. We will now hear the various committee reports.



PRESIDENT'S REPORT ~ cont'd

MOTION: Ken Clarke moved the acceptance of this Report.

Seconded by Lee-Anne Wilson

CARRIED

TREASURER'S REPORT – Tammy Marino

A look at our current balance sheet shows us inline with our budgeted figures or at least on pace with the previous season. In most cases as we are just beginning tournaments so we do not yet have accurate numbers.

Of course there are some notable exceptions:

Under income - Retail Operations is showing an expense of \$283.85, this is due to the purchase of tattoos, now available for purchase by members.

Under Government Funding we have received the budgeted amount \$16,400.00, this money will be dealt with in my block funding report. Please be aware that \$24900, of the \$44000.00 we receive from Via Sport came directly from our participation numbers. At this time there are still 17 centres that have not registered their bowlers. Once again I'll remind members to get your numbers in to the office!!!

Thank you to the following centres for doing their part:

Beaver Valley Lanes, Bowldtime 5 Pin Centre, Brechin Lanes, Canyon Lanes, Capri Valley Lanes, Cariboo Bowl, Clover Lanes, Codes Country Lanes, Commodore Lanes, Copperhill Lanes, Dell Lanes, Duncan Lanes, Falcon Lanes, Fort Bowl, Galaxy Bowl, Grandview Lanes, Kobau Lanes, Lincoln Lanes, Mc Curdy Bowl, Old Orchard Lanes, Pleasant Valley Plaza, Port Coquitlam Bowl, Savoy Lanes, Scottsdale Lanes, Splitsville Entertainment Centre, Sunset Lanes, Terrace Lanes, Village Lanes Fun Centre, Willowbrook Lanes.

If you DO NOT see your centre on the list, we DO NOT have your numbers! The website glitches have been corrected & is very easy to use. If you feel this will take too much time you may also fax your information to the office. I can not stress enough how important it is to do this.

Membership Services shows an increase in spending on shipping & postage. Also we had budgeted \$1000 for a computer software upgrade. Mickie was able to obtain the software for only \$47.00. Some education on the new program is recommended with an estimated cost of \$250.

Conferences & Meetings so far shows a significant savings under BPAC Winter Meeting there are some bills still to be paid here however with the meeting being held in Las Vegas this year we will come in under budget.



TREASURER'S REPORT – cont'd

To date the only Adult Tournament completed is the 400 Club which came in \$324.07 under budget. There is a slight error on our budget regarding the Hawaiian Pick a Partner, our income line shows the tournament fee including GST, in the future we need to remove the GST as we don't show the GST in the tournament expenses. For this season the difference in income is not a significant amount, \$178.00.

Under YBC there is as expected continued decline in membership and chocolate sales, however the big issue here is falls under sponsorships as we did not receive any gaming money leaving the YBC short \$15000.00. Add to this travel to Northern Ontario for YBC Nationals we are left with some tough decisions regarding the budget for 2014/2015. Although we will make application again next season we cannot count on this money therefore need to come up with some alternatives.

Some suggestions for discussion include:

Outside Sponsorship. (Even in the form of food for YBC Banquet or perhaps beer for the National Classified)
Removal of the YBC Banquet
Removal of Travel Subsidies
Increased Lane Bed Dues
Provincial Promotion - Provincial 50/50 lottery or Provincial Strike it Rich Pool

Of course any ideas members have would be greatly appreciated.

In the meantime once again I stress to you all to get your participation numbers in, Via Sport is the only avenue we have right now for increased income.

MOTION: Tammy Marino moved the acceptance of this Report.

Seconded Lee-Anne Wilson

CARRIED

MOTION: Tammy Marino moved the acceptance of the audited financial statement for the period September 1, 2012 to August 31, 2013.

Seconded by Gord Wiffen

CARRIED

PROMOTION & MARKETING REPORT – Lee-Anne Wilson

Hello! I hope you have a good day!

As we look forward to promoting the sport of bowling it makes us wonder what's happening outside our front doors. When we look around and see that our numbers are declining with league bowlers, but our centers are still busy we have to figure out our marketing target. Just putting a coupon on the side of a cereal box is not the answer, it might have been 5 years ago but it defiantly is not now. I have read back through many reports and it all states the same thing we really do not have enough funds to make a Huge impact on any market.

So my thought is to start using the things we all have in front of us global technology. There are lots of things that we have been given such as the In School Bowling Lane Kit that we all had shipped to us free of charge from Bowl Canada. We also have a national calendar of events with promotions that we all get exposure from such as Knockdown Cancer for the month of January, the strikeout hunger for the month of December the bowling buddies for the beginning of the season. We can use and build a data base from the frequent bowler cards and those can be used to send out weekly or monthly reminders to all who are participating in this program. The more people see something with a small reminder the more people are thinking of us which in favour will bring them into our centers. At the National level they have formed a committee of 5 that are working on more things and hopefully they will be able to find some new and exciting for us.

The exposure that we in BC get from The Variety Show of Hearts is major they are advertising us on TV, in the TV weekly, in The Province news paper and this is all free of charge to us. If we had to pay for this we could not afford it so please show your support by making an effort.

Kids Bowl Free program is a major supporter of our sport and it helps us build a usable data base that we can access at anytime to fill our centers.

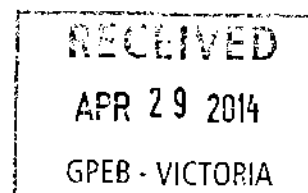
Peter Pin has been out lots but still spends time in the office locked in a bag. He attended his first Variety Christmas party and was real big hit. We now have Peter Pin tattoos for sale at the office, they spread the word quickly.

MOTION: Lee-Anne Wilson moved the acceptance of this Report.

Seconded by Tammy Marino

CARRIED

One member commented on the Kids Bowl Free program and how he felt when it started that it would not be good for his business. Being involved in the program has since changed his opinion, he used the database from the program to sellout this past New Year's Eve parties at his centre.





YOUTH BOWLING CANADA – BC REPORT – Ray Brittain

This YBC season in BC has been like most in the recent past - some centres have more members, some have the same, and some have less. Some declines are due to centre closures, and some are due to membership non-renewals. On the whole, we have seen a decrease of 203 kids in fivepin YBC, which equates to a 12.6% decrease. Tenpin YBC has increased by 23 kids - a 20.7% increase. This tenpin increase is the first increase in many years, and it is a refreshing change.

Travel arrangements are being made for the 50th YBC National Championships, which will be held in Winnipeg.

There has been some concern with youth bowling funding in BC. The Gaming Funding was an issue, as not all funds came through as planned and we are short in our current budget by \$15,000.

Certification of new coaches has been a struggle - many of the coaching courses have been cancelled due to poor registrations. No doubt this has long-term negative implications for YBC numbers. We feel the need to offer a supplemental course that would enable people to learn how to instruct the fundamental skills of bowling. The Community Coaching Course should be taken by all new coaches; however, many feel that these courses do not have a sufficient focus on how to teach bowling - the focus is on making ethical decisions.

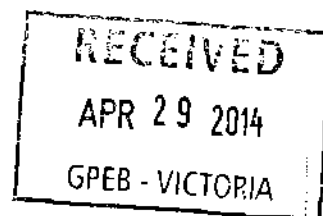
Some centres will be trying some of the new youth bowling concepts such as 8 for 8, and I am eager to see how this plays out. We surveyed our members as to how many offer coaching/practice sessions for YBC bowlers and found that many offer discounted rates, but very few have dedicated free practice times with coaching. As we continue to adapt to the principles of LTAD, this is one simple area that we can offer a minor change that could have a big impact on our sport.

YBC - BC has decided not to include the Combo Team event in the calendar, as there are already a number of YBC pins over average tournaments in place.

We have some new items that came from the Bowl Canada Semi-Annual meeting held January 15-17:

National Fund Selection - Approved

That Bowl Canada accept World's Finest Chocolate proposal (c) as the fundraising product for the next 2 seasons of the YBC National Fund Campaign. Product offering selected is an all-almonds pack (30 count) with similar prizing to current season. Additional/optional offering of nut-free product by way of either Caramel Whirl cases or Mint Meltaway cases. Each Centre can choose which add-on product they like (mints or caramel) and can order up to 1 for every 5 cases of almonds ordered.



YOUTH BOWLING CANADA – BC REPORT – cont'd

YBC Calendar - Approved

That we explore the possibility of adjusting the Calendar of Events to move YBC 4 Steps to Stardom dates to later in the season with a target of having Provincial Finals taking place in May and National Finals conducted in September. Further discussion to take place at the next Board of Directors Meeting with possible recommendations for consideration.

Bowling Canada – Pending Items

4 Steps Composite Teams

That the wording of the YBC 5-pin 4 Steps to Stardom rule (Step 1 – G – Composite Teams) be corrected to state that "Provincial YBC associations may, at their discretion, elect to allow the purchase of composite teams in their province where there are YBC leagues who do not purchase their own "House" teams in a division.

10 Pin YBC / CTF

A formal proposal has been made by Bowl Canada to unite the 10 pin YBC and CTF-youth programs.

Provincial Youth Doubles - Pending

The tournament committee discussed this event at length. The amount of work involved in running the event is quite significant. Discussion took place with regards to only running it for four (4) weeks instead of the six (6) weeks it currently runs, as well as starting the event February 1st after 4 Steps to Stardom qualifying has been completed.

MOTION: Ray Brittain moved the acceptance of this Report.

Seconded by Bryan Sargeant

CARRIED

YBC Good & Welfare

At the National Meeting a one page calendar of events was distributed by Rossmere Bowl. Many thought that it was a good idea that many centres may use and develop for their own centres. A copy will be sent out with the minutes.

Also Wilson Trophy company recently sent out a catalogue which included a couple of bracelets that centres may be interested in purchasing for their youth leagues. Some of the sayings include – participant – bowler of the month – perfect attendance, etc. For more information contact Wilson Trophy Company.



YOUTH BOWLING CANADA – BC REPORT – cont'd

YBC Good & Welfare – cont'd

Brian Madaski, Port Coquitlam Bowl discussed the Kids Bowl Free at his centre and said that when the kids come on their first visit they give them all a Let's Go Bowling Booklet and a scorecard so that they can keep track of their games. In August they run a 4 week mini league where they provided coaches to help out.

MEMBERSHIP REPORT – Gord Buresh

Presently we have 46 member centres an increase of one centre since our Board of Directors meeting in October. There are 39 – 5 pin centres, 4- 10 pin centres and 3 split centres. There are 519 fivepin lane beds and 138 tenpin lane beds for a total of 657.

We would like to welcome the new owner Honekeun Choung and his partners of Commodore Lanes to the Association and welcome back Ken Hayden, Manager of Commodore to the Board of Directors.

MOTION: Gord Buresh moved the acceptance of this Report.

Seconded by Gord Wiffen

CARRIED

CONSTITUTION REPORT

There was discussion with regards to changes required to Bowl Canada's constitution and the new Not for Profit act. Should changes be necessary in the future to the constitution of Bowl BC due to Bowl Canada changes, Bowl BC will take the necessary steps required to send out notice of motions required with regards to any constitutional changes.

CLUB 55+ REPORT – Brian Madaski

Our Club 55+ membership is 2,120 as of December 31, 2013. This is a decrease of 347, with five (5) fewer centres participating. Although there are a couple of centre that will be registering their bowlers shortly.

The zone finals for the Club 55+ triples tournament are coming soon, with the Provincials being held at Port Coquitlam Bowl on Friday, April 25, 2014 and the Nationals will be held in Ontario, on July 7th & 8th, 2014.

The house qualifying round for the Bert Hill Senior Classic will be starting next month. Once entries have been received, zone locations will be determined. The Provincial finals will be held on Thursday, May 29th at Lincoln Lanes in Vernon.

CLUB 55+ REPORT – cont'd

Although some of our senior age bowlers are not interested in competition, or travelling, a lot of them are, so please give your bowlers an opportunity to participate by at least offering one or both of these events to your bowlers.

Kobau Lanes in Osoyoos are preparing for their annual upcoming Jamboree. If your bowlers haven't attended for awhile, or if they have never attended please call Bonnie at Kobau Lanes. She would be happy to help you plan your trip.

Amazingly another season has just a few more months to go. This is when we need to spoil our senior bowlers, to ensure they come back next season. Set up a fun in-house tournament, organize a fun day-trip in your area, provide some small fun prizes for your league. There are lots of things you can do to make their bowling experience more enjoyable, and before the season ends, is the time to do it. Keep in mind in most communities these seniors have lots of choices of programs, most quite inexpensive, and we have to make sure our bowlers are continuing to choose bowling.

MOTION: Brian Madaski moved the acceptance of this Report.

Seconded by Lee-Anne Wilson

CARRIED

CONFERENCE REPORT – Salina Kennedy

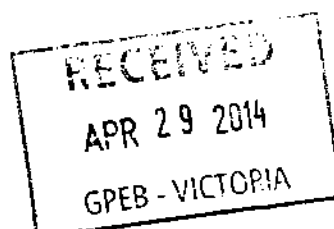
Hello everyone and thank you for travelling to our AGM, I am excited we were able to combine our conference with Variety, The Children's Charity again this year.

Today we will have the pleasure of hearing from Laddie McKinnon, a representative from Worksafe BC. He will be presenting a seminar on workplace bullying and harassment, as explained in Ken Clarke's report. Time permitting, we will also start to lay the groundwork for the seminars and round table discussions that we would like to offer at our semi-annual June meeting in Kelowna. We will be putting forward some ideas that will shake up our regular meeting format, so block off your calendars and plan to attend.

MOTION: Salina Kennedy moved the acceptance of this Report.

Seconded by Lee-Anne Wilson

CARRIED





10 PIN REPORT – Bryan Sargeant

Good afternoon everyone.....I want to start my report today by acknowledging that our Ten Pin Centre Bowl BC membership is not where we would hope it to be.

I would like to extend an open invitation to all our BC 10 Pin Centre Proprietors to contact me to discuss the Sport of Bowling and allow me the opportunity to present the benefits of belonging to our Trade Organizations. Having served in every Director and Executive position over these past 30 years has allowed me to learn first hand the benefits of belonging to an organization of like minded business professionals and the opportunities provided to improve our centres financial bottom line thru various programs, events and tournaments that membership in our Provincial & National Bowling Associations offer.

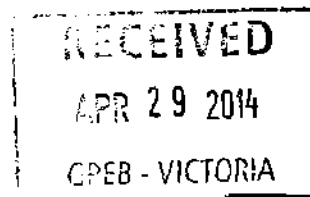
I was recently appointed as a member to the Bowl Canada Committee charged with structuring a submission to the Canadian 10 Pin Federation for their acceptance to amalgamate the current two National Youth Bowling Groups. The hope is to join the best of both organizations programs to form one more cost efficient & streamlined organization to eliminate duplicate services and the confusion of having two membership events & fee's for the same Youth Bowlers. We also believe that amalgamation will allow for expanded membership in both CTF and Bowl Canada. We have forwarded an initial presentation to the CTF for their consideration and I will keep you informed as to their response when appropriate.

I want to congratulate Langford Lanes in Victoria for winning first place of \$280.00 in our 10 Pin Provincial Challenge Tourney and invite our other member centres to consider sending teams to this event next year.

There were a couple of Pending 10 Pin motions presented at the just completed Bowl Canada AGM that I would request your opinion on....

- 1- That the Bowling World Cup eligibility rules be adjusted to remove the restriction on participation for bowlers who are members of a Professional Bowlers Association.*
- 2- That the Bowling World Cup rules be adjusted to state that a stepladder final only be required at the Provincial finals where 5 or more bowlers in a division are competing.*
- 3- That the \$100.00 direct entry fee in the Bowling World Cup be shared between the purchasing bowling centre and National office with the bowling centre retaining \$60.00 and \$40.00 forwarded to the National office. Entry fee details not to be shared with the bowling public.*

Once again; I invite all our BC Provincial 10 Pin Centre Proprietors and Managers to give me a call (whether a member or not) to discuss our shared Provincial or National business of bowling.



10 PIN REPORT – cont'd

MOTION: Bryan Sargeant moved the acceptance of this Report.

Seconded by Bob Randall

CARRIED

TOURNAMENT REPORT – Gord Wiffen

We had 4 more centers involved in the 5 Pin division of Bowl B.C.'s Team Challenge Tournament this year. Entries increased by 17 to 36 teams. Our winners this year were:

- 1st - A Rose Between the Thorns - Smithers Bowl, Smithers - \$900.00
- 2nd - Just a Little Bit - Kobau Bowling Center, Osoyoos - \$400.00
- 3rd - Ray and the Racettes - Beaver Valley Lanes, Fruitvale - \$200.00
- Tied for 4th - Blue Birds - Nechako Lanes, Prince George & Full House - Smithers Bowl - \$112.50
- 6th - Bowvertime #1 - Bowvertime 5 Pin Center, Kamloops - \$75.00

For the first time in several years we had entries in the 10 Pin division of the Team Challenge Tournament. Although only one center participated with 7 entries, it is hopeful this may get things started again. The Bowled Ones from Langford Lanes, Victoria placed 1st for \$280.00

Although 2 less centers participated in the Hawaiian Pick-A-Partner Tournament this year our entries increased by 16 to 386 couples. The Provincials finals will take place February 22, 2014 at Scottsdale Lanes, Surrey.

At the Mid Winter meeting of The Bowling Proprietors of Canada there was a motion made concerning the National Classified tournament. That the National Classified Bowling Championship rules be adjusted to state that new bowlers are to be classified according to their highest average in all bowling centres (minimum of 21 games) at the time of their first entry in the event.

There was a lot of discussion regarding several of our events during the tournament committee meeting yesterday. The following changes and additions were made:

- 1) For the 400 Club Tournament we will be holding a doubles tournament following the event for the 400 Club Bowlers and anyone else that would like to enter. We are hoping this will add more excitement and a possibility for bowlers that are traveling long distances to win more money.
- 2) Perfect game bowlers will be invited to the 400 Club Tournament for life.
- 3) We will be attempting to have a houseboat trip donated each year. This trip will be raffled off amongst the competitors at our annual tournament with each bowler receiving one ticket.

TOURNAMENT REPORT – cont'd

For the Fax Tournament there were also some minor changes:

- 1) A no lane hopping rule during this event has been added.
- 2) Rule number 8 has been changed to allow a single entry during a league round as long as the team is bowling against another team.

Please remember that if you have any questions regarding tournaments, give our office or myself a call and we will be happy to help you out.

Also just a reminder that entry deadlines are coming up for both the Club 55 Triples Tournament (January 31, 2014) and the National Classified Tournament February 24, 2014.

MOTION: Gord Wiffen moved the acceptance of this Report.

Seconded by Tammy Marino

CARRIED

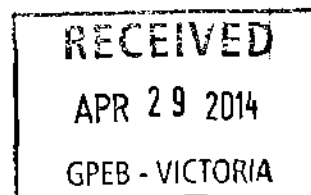
VARIETY, THE CHILDREN'S CHARITY REPORT – Ken Hayden

Again this year the Show of Hearts will be held at the Hard Rock Theatre (formerly known as the Red Robinson Theatre) at the Hard Rock Casino (formerly known as the Boulevard Casino) in Coquitlam on January 25th and 26th. On Saturday, January 25th we will be manning the phones between 7:00 pm and 9:00 pm. Those on the gold panel should arrive at 5:00 pm and all others at 5:30 pm. We are expecting to raise at least \$55,000 which will bring our total raised to date to \$2,673,000.

Joining us today for lunch are 3 members of Variety. They are their Executive Director Bernice Scholten, Doug Rogers, Past Chief Barker and our new bowling representative Louise Duffy. Also here today is our Honourary Chairperson, the one and only Norm Grohmann. Later on we will be looking forward to hearing from some of our guests. Bob Stewart who has never missed a luncheon with us sends his regrets that he can't be here with us today as he is attending a funeral.

We are again very disappointed that many of our members do a very poor job of raising money for this event. Also we are disappointed with the corporate side that contributed only \$1500 this year. On the positive side I would like to congratulate the bowling centres that raised the most money last year, Varsity Ridge Lanes who raised \$27,000 and was also the centre that raised the most per lane bed at \$1800 per lane. The centre that raised the most for centres of 6 lanes or less was Beaver Valley Lanes, Fruitvale with \$3,224.50.

In closing I would like to thank those centres who get involved and do a great job with this fundraiser which helps the Special kids of BC and also puts our sport and businesses front and centre in our communities and throughout the Province of BC.



VARIETY, THE CHILDREN'S CHARITY REPORT – cont'd

MOTION: Ken Hayden moved the acceptance of this Report.

Seconded by Gord Buresh

CARRIED

I would like to also thank Jeremy Chatt "Peter Pin" of Port Coquitlam for agreeing once again to help out tonight at The Show of Hearts Telethon with our 3 minute challenge that will be taking place as well as the cheque presentation on Sunday.

SUNSHINE BOWLERS CLUB REPORT – Brian Madaski

As of December 31, 2013 membership in BC was 400 a decrease of 67. We have 3 fewer centres that are participating this year.

Nationally there are 1,487 registrations, an increase of 221. While other Provinces are increasing their numbers, and providing this great program to those who so appreciate it, in BC we continue to fall back. As I have mentioned before, a lot of these bowlers have very little joy in their lives, and we have the opportunity to provide some joy, for very little cost. Hopefully in the future more proprietors will see this, and get this program, in BC, on track.

As we have mentioned in the past, the Special Olympics National Summer games are being held in BC, and they are still looking for volunteers to assist them. If you or any of your bowlers are interested please visit www.vancouver2014.com for more information.

MOTION: Brian Madaski moved the acceptance of this Report.

Seconded by Bryan Sargeant

CARRIED

RISK MANAGEMENT/INSURANCE REPORT – Lee-Anne Wilson

At this time I would like to introduce Melanie Stefiuk our insurance broker from Hub International who will give you a status of our program.

Melanie Stefiuk – Hub International

Thank you to the Bowling Proprietors for continuing to provide support to the HUB International Bowling Insurance Program.

In the general scheme of things, we're starting to see some volatility in rates industry wide; small to mid size increases have been occurring to the majority of our clients. The bowling program so far has managed to avoid these increases and rates are remaining the same. This may change as the year continues since the program itself is due for renewal in May with the three insurance companies currently on the policy. Any changes will be reported to the BPA as they occur.



RISK MANAGEMENT/INSURANCE REPORT – cont'd

The only two changes we've seen thus far is an amendment to two deductibles. The flood deductible is changing from \$10,000 to \$25,000. This is an industry standard and we're not particularly concerned as most of the centres are not near any bodies of water and won't be affected by this change. The second change is the Sewer Back Up / Water Damage deductible is being amended from \$1,000 to \$2,500. Again, this is an industry standard which has been avoided by the Bowling program for several years. The insurance companies were no longer willing to keep the \$1,000 Water / Sewer Back Up deductible.

With respect to claims, we had one property damage claim in December of 2013. We also have 4 other open claims which are in process.

A question was brought forward with regards to bleachers being installed for events and how a liability policy would respond. Liability (property damage or bodily injury to a third party, so guests entering your premises as an example) covers the entity, which means that any events you have in your premises or business operations you have would be covered by your Liability. Whether owned bleachers or leased, your liability would extend to these structures while they're set up in your premises. If you are leasing bleachers, it's a good idea to have them installed by a qualified technician and acquiring a certificate of insurance from them to prove they carry their own liability insurance. In the event of a loss, your policy would respond and the insurance company would go back after the responsible party if it was deemed that someone else was at fault for the loss. An example would be a third party installing the bleachers and a collapse occurring because the bleachers weren't assembled properly.

Something new to the Bowling Program this year is an option for Legal Expense coverage. This is new to the Canadian marketplace and HUB International is one of few brokers who have access to such a coverage. The coverage is intended to be used for legal matters pertaining to your business; contract disputes, debt recovery, tax issues, etc. There is no restriction to the number of calls you can place to the policy and the only time a claim triggers is if a law firm has to represent your business in court or provide a service outside of a phone call (example: collections letters for debt recovery). The coverage is \$200,000 per occurrence, deals with two law firms in downtown Vancouver and is exceptionally cost effective.

Finally, I've been approached by our Residential Strata Department to be an Account Manager. As such, Lisa Reddekopp will be taking over the Bowling Program effective immediately. Lisa has many years of experience in Commercial Insurance and I'm sure she will continue to provide excellent service going forward. She may be contacted at 604-269-1875 or by email at lisa.reddekopp@hubinternational.com.

Thank you for your hospitality for the last three years.

RISK MANAGEMENT/INSURANCE REPORT – cont'd

MOTION: Lee-Anne Wilson moved the acceptance of this Report.

Seconded by Tammy Marino

CARRIED

BOWLING FEDERATION REPORT TO BOWL BC – Bob Randall

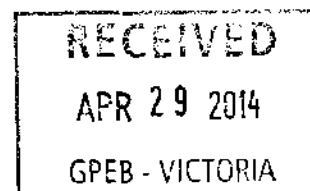
The Bowling Federation of Canada consists of representatives from Bowl Canada, C5 and Canadian Tenpin Federation. Our objective is to provide a liaison between our partners and to work with the Federal Government in supporting in our mission to foster the development of bowling in Canada.

We have received considerable Heritage money in past years to implement our Goal to Bowl and Goal to Train projects (Learn to Bowl, in school bowling kits, etc.) . Funds in the past year have been used to provide Community Coach supplies and to subsidize the cost of the Community Coaching clinic fees. The Heritage monies also funded the bowling lane kits which have gone out to centres that had ordered them. The federation has retained Tom Paterson to write a Teachers Manual that has now been completed and printed and will be sent out to be used with the kits. Heritage funding, as a special category that 5 Pin enjoyed, does not exist any longer in Sport Canada's eyes.

Long Term Athlete Development is essential to our sport and to Sport Canada funding. We had a Competition Review committee meeting on October 24th and 25th, 2013. A writing team was put in place with the purpose of forming a draft document on LTAD, competition review. Ray Brittain attended this meeting along with representatives from our other partners, the CTF and C5. It was felt that a few more meetings would be in order to finalize the documents but we have no approved funding for further face to face work on the Competition Review this fiscal year. Sport Canada rejected our application to fund a February 2014 meeting due to Federal budget restrictions. This project will be included in our 2014-2015 funding application. Until then, we will continue with the writing portion of the LTAD Competition Review and use online resources for communication with the involved parties.

Canada will host the 2015 Pan American games in Toronto. The Games host 6000 athletes and 42 nations participating in 36 sports. Bowling has been a part of these games since 1991 and Sport Canada has provided us with additional funds for our participating bowlers. The host committee in Toronto is looking for 20,000 volunteers to assist in running the games. This is much appreciated exposure for our sport and the BFC will be involved.

See more at: <http://www.toronto2015.org/news/archive/planet-bowl-namedbowling-venue-for-toronto-2015-pan-am-games/>
377#sthash.Y6R6OU59.dpuf





BOWLING FEDERATION REPORT TO BOWL BC – cont'd

In Googling bowling, Pan Am games, a colourful full page dedicated to bowling in the Pan Am games presents itself, with the following definition.....

"In this sport, athletes roll a bowling ball down a wooden lane with the goal of knocking over as many of the 10 pins positioned at the far end of the lane as possible. - See more at: <http://www.toronto2015.org/bowling#sthash.y32xfoNe.dpuf>"we have a lot of work to do.

This year, the future of the BFC has been forefront by much discussion and concern regarding our High Performance sector. The BFC has not qualified for HP funding as it has not met the High Performance requirements stipulated by Sport Canada. Based on the Sport Funding Accountability Standards finding this past summer, we were deficient in several areas. The funds not available for this past season amounted to about \$57,000 and this understandably has had a big impact on programs and development in that sector. But, more seriously, is the reality that all of the BFC's government funding is at stake and will be cut off in March of 2015 if HP requirements are not met. As the lead in HP, the CTF is working toward completion with full support of the partners.

The CTF's Cathy Innes and Sandy Lowe are now doing yearly training plans based on their High Performance Operations Manual and the CTF has purchased the software to track the training of bowlers and to develop the reports needed as part of our task to become compliant and to assist the athletes and coaches.

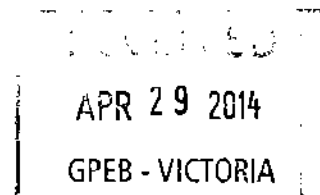
We have had the BFC's Bylaws reviewed and revised by the Sport Law and Strategy Group. The bylaws were adopted at our AGM in October. We must be fully compliant under the new Not for Profit Act by October 17th, 2014.

The BFC has proven, over the past 13 years, to be eligible and accountable for millions of dollars of support from Sport Canada. The YBC 5 and 10 pin 4 steps events, Bowling World Cup, C5 Youth Challenge, C5 Inter Provincials, and CTF Nationals, Mixed Championship and Youth National events received over \$230,000 in Sport Canada's monies last season alone, events that fully supported themselves 14 years ago. Our athletes, programs and partner associations have become dependent on this high level of involvement.

MOTION: Bob Randall moved the acceptance of this Report.

Seconded by Tammy Marino

CARRIED



NEW BUSINESS

Discussion took place on different ways for the Association to generate revenue dollars to help offset the rising costs and lack of government funding.

MOTION: Lee-Anne Wilson will investigate and report back to the Board of Directors at their next meeting on doing a Province wide fundraising lottery/raffle.

Seconded by Salina Kennedy

CARRIED

Ray Brittain, YBC Chair noted that we had received an application from Sport BC to apply to getting back involved with the BC Winter Games. Ray noted that we would have trouble meeting the Games requirements with regards to coaching and development therefore it was not feasible to proceed.

Discussion took place with regards to the current Community Coaches program. The directors will look into providing some additional tools for centres to use to help develop their coaches. Further information will be available in the new bowling season.

The Semi Annual Meeting that will take place in Kelowna in June was discussed. Salina Kennedy, conference chair will be getting in touch with different proprietors to discuss what seminar topics they would like to see offered at the conference that would be a benefit for them to attend.

Variety, The Children's Charity was discussed as to how we can get the general membership to help in this great event. It was mentioned that Karen of Port Coquitlam Bowl and Ken Hayden, Chair would be more than willing to help centres by either visiting them or talking with them on the telephone on how they too can set up a successful campaign. We will further explore the possibility of asking Variety for some video footage that may be used.

The BC 5 Pin Bowlers' Association was discussed at great length with regards to the administration duties of our office and Bowl BC Administrator with regards to running the BC 5 Pin events. The President will forward a letter to the President of the BC 5 Pin Bowlers' Association.

The nominations for Bowl Canada Board of Directors was discussed with regards to who might put their names forward from BC. The President and YBC chairperson will not be automatically part of Bowl Canada board in the future. Further discussion on this topic will take place at Bowl BC board of directors meeting in May.

This summer we are planning to offer a one day adult bowling school in conjunction with the Youth Bowling School scheduled for Surrey this summer. Information will be put out via Facebook to start and hard copy information will be sent out shortly.

NEW BUSINESS – cont'd

Laddie MacKinnon, Worksafe BC, Occupational Safety Officer joined the meeting to give a mini seminar to the members present on instituting a policy on "Workplace Bullying and Harassment". On November 1, 2013 it was mandated by the Provincial Government that all businesses have in place procedures and policies addressing this issue. The online worksafe website www.worksafebc.com have templates available for employers to use to set up a policy guide for their business as well as a handbook on preventing and addressing workplace bullying and harassment. It is the employers responsibility to ensure that their staff are also compliant with the policies. Worksafe has not yet started writing orders but will be doing so as of February 1, 2014 for those businesses not having the policies in place.

MOTION: Tammy Marino moved to adjourn the meeting.

Seconded by Lee-Anne Wilson

CARRIED

Meeting Adjourned

BOWLING PROPRIETORS' ASSOCIATION OF BC

Ken Clarke
President

ATTENDANCE

Brechin Lanes, Nanaimo
Capri Valley Lanes, Kelowna
Commodore Lanes, Vancouver
Grandview Lanes, Vancouver
Lincoln Lanes, Vernon
Port Coquitlam Bowl, Port Coquitlam
Scottsdale Lanes, Surrey
Smithers Bowl, Smithers
Terrace Lanes, Terrace
Village Lanes Fun Centre, Chase
Willowbrook Lanes, Langley

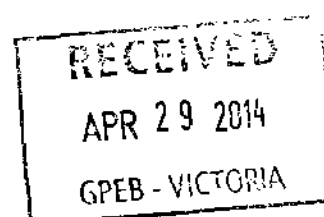
Bowl BC

Hub International
Hub International

Ray & Tianna Brittain
Bryan Sargeant
Ken Hayden
Tammy Marino
Gord Wiffen
Brian Madaski
Ken Clarke
Salina Kennedy
Lee-Anne Wilson
Gord Buresh
Bob Randall

Mickie Keepper

Melanie Stefiuk
Lisa Reddekopp





Gaming Information and Services

Know your limit, play within it.

Organization Help ?

GBC ID: 117511 Bowling Proprietors' Association of BC
Alert: ^{s.15}

All fields with an asterisk (*) must be completed.

Application Assignment ▲

Status: Approved Assignee:

Organization Information ▲

File Type: CGG-1034116

File #: 119067


Red Stop: ^{s.15}

Override Risk: ^{s.15}

City: New Westminster FYE: 31-Aug Last Audit:

Alert: ^{s.15}

Appl. Risk ^{s.15}

Appl Rec'd Date: 29-Apr-2014 BC Online: 24-Jan-2015 

* Sector:

Sport

* Sub-sector:

Sports for Youth

Appl Start Date: 29-Apr-2014  Appl End Date: 07-May-2014 

Conditional:

Grant Details

Total Amount Requested \$40,000.00


Total Approved GPEB Amount \$34,000.00

Total Payment Rules \$34,000.00

Total Intended Amount \$34,000.00

Frequency One-Time

Payment Rules ▲

* Total Payable Amount * Date
\$ 

Payment Due Date:	Payment Status: User:	Amount:
07-May-2014	Accepted by CAS Kopplin, Gloria	\$34,000.00
	Total:	\$34,000.00

Organization ▲

* Name:


The organization's name should be as it appears on your constitution and/or certificate of incorporation (if applicable).

Bowling Proprietors' Association of BC

Addresses ▲

When entering a row you must enter the Address Type, Effective Date, Street, City, Province, Country, and Postal Code. To enter the record click Add.

For Returning Users: if you see something that is incorrect, enter the correct information in the Organization Information Changes section below.

* Address Type: * Effective Date: Unit: * Street:


* City: * Province/State: * Country: * Postal / Zip Code:
British Columbia Canada

Address Type	Effective Date	Address
Physical	14-Feb-2007	#209-332 Columbia Street, New Westminster, BC, Canada, V3L 1A6

Organization Details ▲


If your organization is a registered society in BC please enter the BC Society Number.

For Returning Users: if you see something that is incorrect, enter the correct information in the Organization Information Changes section below.

BC Society Number:

S-4539

On what date did your organization start operating (approximate)?

01-Jan-1970 

Fiscal Year End:

Month	Day
August	31

Programs/Services or Purpose ▲

When entering a row you must choose a Program/Service Type. If you choose 'Other' you must enter a description. To enter the record click Add.

For Returning Users: if you see something that is incorrect, enter the correct information in the Organization Information Changes section below.

* Program/Service or Purpose: Other Description:

Program/Service or Purpose
Youth - Sports

Other Description

Organization Information Changes ▲

For Returning Users: if you see something that is incorrect, enter the correct information in the text box below. This information will be reviewed and updated when your application is received in GPEB.

Comments:

Attachments ▲

Formats accepted include: jpg, doc, docx, xls, xlsx, pdf. Note, your application will be 'incomplete' until such time that this information is provided.

Attached Document(s):

1034116.pdf

Worksheet ▲

* **Category:**

* **Issue Type:**

Program

Template Include:

Resolved:

* **Description:**

Category	Issue Type	Template Include	Resolved	Description
ADMIN_REQ	OTHER			May 6/14 email and asked Elvin to call me re: program fs and need cb.
ADMIN_REQ	OTHER			Comments: High assessment Bowling Proprietors Association of BC dba (Bowls BC) 119067 and British Columbia 5 Pin Bowlers' Association 108477 are separate files. Bowls BC represents the youth the BC 5 Pin the adults. The two were getting access thru BC 5 pin for years and should have been separate. Application is current. The program is not just the national championships but all the other events leading up to it. Application is complete. Recommend approval at 34k.
PROGRAM	APPROVED	X		\$34,000 - Youth Bowling Canada - 4 Steps to Stardom National Championships to assist with awards, medals, facility rental, uniforms and travel
ADMIN_REQ	OTHER			Requested Cas #. Received

Print and Close

Cancel

Gaming Information and Services

Know your limit, play within it.

Organization Details Help ?

GBC ID: 117511 Bowling Proprietors' Association of BC
Alert^{s.15}

All fields with an asterisk (*) must be completed.

Application Assignment ▼

Organization Information ▼

Payment Rules ▼

Sector Details ▲

Sector: Sub-sector:

Sport Sports for Youth

* Is your organization a service club?

Yes

X No

If yes, who is the recipient organization?

Constitution and Bylaws ▲

*How will you be providing Constitution and Bylaws documents?

X Mail

Attach

Membership and Governance Structure ▲

* # of eligible voting members: * # of board members:
46 11

Board of Directors ▲

*How will you be providing Board of Directors documents?

X Mail
Attach

Annual General Meeting Details ▲

* Date of last Annual General Meeting: (DD-Mon-YYYY)

25-Jan-2014

* Number of voting members that attended last Annual General Meeting:

11

* You must submit a copy of the minutes from the last Annual General Meeting.
How will you be providing the minutes?

X Mail
Attach

Financial Statements ▲

* You must submit copies of your organization's: revenue and expense statements for the previous fiscal year; balance sheet for the previous fiscal year; and budgets for the current and next fiscal years.

* How will you be providing this financial information?

X Mail
Attach

Gaming Account ▲

* You must have a dedicated bank account, called the 'Gaming Account' in order to operate a Class A or Class C licenced event or to receive grant monies. The money for an approved grant application will be transferred electronically to this account.

X The Gaming Account is on file with the Branch and there are no changes.

I will attach a copy of a void cheque (if you choose this option please proceed to attach a PDF version below).

I will mail a void cheque to the Branch (note, the application will be processed after receipt of this information).

Worksheet ▼

Print and Close

Cancel

Gaming Information and Services

Know your limit, play within it.

CGG Program Details Help ?

GBC ID: 117511 Bowling Proprietors' Association of BC
Alert:s.15

All fields with an asterisk (*) must be completed.

Application Assignment ▼

Organization Information ▼

Payment Rules ▼

Program Information ▲

Program/Service Type:

* Program Name:

Youth bowling Canada 4 steps to stardom national championships

* You are required to describe the activities and delivery of this program (i.e. the activities provided and how they are delivered, community benefit, accessibility, sustainability and community support). You may enter this information here (up to 4,000 characters long), or you may attach a document that provides this information. Enter the information in the following field; or click the Browse button to attach a document.

Program Description:

see appl

Attach Program Description:

Formats accepted include: jpg, doc, docx, xls, xlsx, pdf. Note, your application will be 'incomplete' until such time that this information is provided.

Attached Document(s):

How long has your organization delivered this program?

* Years: * Months:

50 0

* Program Revenue & Expenses For Previous Fiscal Year:

You are required to provide last year's actual revenue and expenses for this program. This can be attached now or forwarded by mail/courier. How will you be submitting this information?

X Mail
Attach

* Budget for Current Fiscal Year:

You are required to submit the budget for the current fiscal year for this program. This can be done by attaching it now or forwarding it by mail/courier. How will you be submitting this information?

X Mail
Attach

* Budget for the Next Fiscal Year:

You are required to submit next year's projected budget for this program. This can be done by attaching it now or forwarding it by mail/courier. How will you be submitting this information?

X Mail
Attach

Requesting Grant Amount(s) ▲

Indicate the level of grant funding your organization is seeking for your program for the next 12 months, and describe how the grant funds will be used.

* What level OF GRANT funding are you requesting FOR your program?

\$40000

GPEB
Amount:
\$34000

* Describe in detail how the grant funds will be used:
see appl

Other Program Details ▲

* Does this program receive any provincial or federal program funding, other than gaming funds?

YesX No

* Will the grant funds be used for out of province travel? X Yes No

If yes, please submit the Out of Province Special Approval form (see guidelines).

* Will the GRANT funds be used FOR a major capital project that has a total value OF more than \$20, 000? YesX No

* Number of people who will directly benefit from this program? 2000

Total number of registered participants in the program?

Complete the above question if your organization is a:
A) sports organization (not provincial); B) youth organization (e.g. scouts, cadets)

* Does this program have a day care/child care licence(s)? YesX No

Program Categorization ▲

Program: Youth bowling Canada 4 steps to stardom national championships

Amount Requested: \$40,000.00

Select Program Tags:

Volunteer

Type

Recreation

Gender

External Flag

Disabled

Counselling Program

Community
Education

Age

Selected Program Tags:

Worksheet ▼

Print and Close

Cancel

Gaming Information and Services

Know your limit, play within it.

Submission Information [Help ?](#)

GBC ID: 117511 Bowling Proprietors' Association of BC
Alert:^{s.15}

All fields with an asterisk (*) must be completed.

Application Assignment ▼

Organization Information ▼

Payment Rules ▼

Officers Responsible ▲

Each application requires a Contact Person, a Submitter and 1-3 Officers Responsible (e.g. 1 for B Licences, 3 for D Licences and 2 for everything else). Individuals can have multiple roles; simply select multiple "Type" checkboxes when you are completing their information.

*Type

Officer Responsible (board member of the organization who is responsible to ensure the organization complies with all conditions, guidelines, rules and policies of the Gaming Policy Enforcement Branch)

Submitter (member of the organization authorized to complete and submit this application)

Contact Person (member of the organization that the Branch can contact regarding this application)

*Position *First Name *Last Name

Address

Unit *Street *Province *City *Postal Code
British Columbia

*Business Phone Ext *Home Phone Cell Phone
- - - -

e-mail

(e.g. John.Doe@home.com)

Position	Name	Officer Resp.	Submitter Contact
President	Ken Clarke	X	
Treasurer	Tammy Marino	X	
Other	Elvin Meyers		X X

Delivery Method ▲

Results can be delivered to you by one of the following methods.

*

Select your preferred delivery method:

e-mail (e.g. John.Doe@home.com) (Ensure that your e-mail is set up to allow messages that are sent from the Gaming Policy and Enforcement Branch. See E-mail Tips for more information.)

X Canada Post (Your organization's mailing address will be used. If we do not have a mailing address on file, the physical address will be used.)

Gaming Online Service using your Business BCeID. (Refer to Business BCeID Information and Registration.)

Worksheet ▼

Print and Close

Cancel

06-Jun-2014

Application Type: Community Gaming Grant

Application No: 1034116

Organization No:

L+G File No: 119067

Officer(s) Responsible: Ken Clarke
 Tammy Marino

Bowling Proprietors' Association of BC
#209-332 Columbia Street
New Westminster BC
V3L 1A6

Dear Ken Clarke et al:

The Gaming Policy and Enforcement Branch has reviewed and approved your organization's Community Gaming Grant application for the amount of \$34,000.00. This grant will be deposited directly into your gaming account.

Your organization must comply with British Columbia's Gaming Control Act and Regulations, all other applicable federal, provincial and municipal laws, and relevant conditions, standard procedures, policies, and orders issued by the Branch. Failure to comply with these conditions may result in your organization having to repay all or a portion of the grant monies and/or being denied future access to gaming funds.

These funds may only be used for eligible costs essential to the delivery of the approved program(s). Some redistribution of the funds is permitted among approved programs, and must be reflected in your financial statements. Eligible uses of grant funds are outlined at:
<http://www.gaming.gov.bc.ca/>.

As with all Community Gaming Grants, a condition of this grant is that your organization must submit a Gaming Account Summary Report within 90 days of your fiscal year end, showing how these funds were spent. That form, along with the complete list of conditions for this grant, is available on our website at: <http://www.gaming.gov.bc.ca/>.

This grant is subject to the following conditions:

- Program - Approved: \$34,000 - Youth Bowling Canada - 4 Steps to Stardom National Championships to assist with awards, medals, facility rental, uniforms and travel

If you do not agree with this decision, please refer to our internal review procedures at: <http://www.gaming.gov.bc.ca/>.

If you have any questions concerning this process, please contact the Branch at 250 387-5311 or Gaming.Branch@gov.bc.ca.



Know your limit, play within it.

January 20, 2015

Log # 341234

Ms. Merrilee Elliott
Horsemen's Bookkeeper
BCTOBA
17687 56A Avenue
Surrey BC V3S 1G4
Email: merrilee@bctoba.com

Dear Ms. Elliott:

Please be advised that \$439,450.30 will be deposited directly into the BCTOBA bank account the week of January 12, 2015, for the period of November 23, 2014 to December 27, 2014.

This funding is provided for the purpose of supporting the horse racing industry, under the direction of the BC Horse Racing Industry Management Committee.

Sincerely,

John Mazure
Assistant Deputy Minister
Gaming Policy and Enforcement Branch



Know your limit, play within it.

March 12, 2015

Log # 342410

Ms. Merrilee Elliott
Horsemen's Bookkeeper
BCTOBA
17687 56A Avenue
Surrey BC V3S 1G4
Email: merrilee@bctoba.com

Dear Ms. Elliott:

Please be advised that \$355,000.00 will be deposited directly into the BCTOBA bank account the week of March 16, 2015, for the period of January 25, 2015 to February 21, 2015.

This funding is provided for the purpose of supporting the horse racing industry, under the direction of the BC Horse Racing Industry Management Committee.

Sincerely,

John Mazure
Assistant Deputy Minister
Gaming Policy and Enforcement Branch



Know your limit, play within it.

April 15, 2014

Log # 335688

Ms. Merrilee Elliott
Horsemen's Bookkeeper
BCTOBA
17687 56A Avenue
Surrey BC V3S 1G4
Email: merrilee@bctoba.com

Dear Ms. Elliott:

I am writing to inform you that your January 1st to March 31st Horsemen's Purse payment, due mid-April, will be delayed until the last week of April due to government year-end pressures. The payment will be issued upon receipt of the financial information from the BC Lottery Corporation.

I apologize for any inconvenience this may cause.

Sincerely,

John Mazure
Assistant Deputy Minister



Know your limit, play within it.

April 30, 2014

Log # 335894

Ms. Merrilee Elliott
Horsemen's Bookkeeper
BCTOBA
17687 56A Avenue
Surrey BC V3S 1G4
Email: merrilee@bctoba.com

Dear Ms. Elliott:

Please be advised that \$329,104.22 will be deposited directly into the BCTOBA bank account the week of April 28, 2014, for the period February 23, 2014 to March 31, 2014.

This funding is provided for the purpose of supporting the horse racing industry, under the direction of the BC Horse Racing Industry Management Committee.

Sincerely,

John Mazure
Assistant Deputy Minister



Know your limit, play within it.

May 12, 2014

Log # 336124

Ms. Merrilee Elliott
Horsemen's Bookkeeper
BCTOBA
17687 56A Avenue
Surrey BC V3S 1G4
Email: merrilee@bctoba.com

Dear Ms. Elliott:

Please be advised that \$360,000 will be deposited directly into the BCTOBA bank account the week of May 12, 2014, for the period April 1, 2014 to April 26, 2014.

This funding is provided for the purpose of supporting the horse racing industry, under the direction of the BC Horse Racing Industry Management Committee.

Sincerely,

John Mazure
Assistant Deputy Minister



Know your limit, play within it.

June 11, 2014

Log # 336635

Ms. Merrilee Elliott
Horsemen's Bookkeeper
BCTOBA
17687 56A Avenue
Surrey BC V3S 1G4
Email: merrilee@bctoba.com

Dear Ms. Elliott:

Please be advised that \$360,000 will be deposited directly into the BCTOBA bank account the week of June 16, 2014, for the period April 27, 2014 to May 24, 2014.

This funding is provided for the purpose of supporting the horse racing industry, under the direction of the BC Horse Racing Industry Management Committee.

Sincerely,

John Mazure
Assistant Deputy Minister



Know your limit, play within it.

July 11, 2014

Log # 337179

Ms. Merrilee Elliott
Horsemen's Bookkeeper
BCTOBA
17687 56A Avenue
Surrey BC V3S 1G4
Email: merrilee@bctoba.com

Dear Ms. Elliott:

Please be advised that \$478,427.41 will be deposited directly into the BCTOBA bank account the week of July 14, 2014, for the period May 25, 2014 to June 28, 2014.

This funding is provided for the purpose of supporting the horse racing industry, under the direction of the BC Horse Racing Industry Management Committee.

Sincerely,

John Mazure
Assistant Deputy Minister



Know your limit, play within it.

August 8, 2014

Log # 337702

Ms. Merrilee Elliott
Horsemen's Bookkeeper
BCTOBA
17687 56A Avenue
Surrey BC V3S 1G4
Email: merrilee@bctoba.com

Dear Ms. Elliott:

Please be advised that \$370,000.00 will be deposited directly into the BCTOBA bank account the week of August 11, 2014, for the period June 29, 2014 to July 26, 2014.

This funding is provided for the purpose of supporting the horse racing industry, under the direction of the BC Horse Racing Industry Management Committee.

Sincerely,

John Mazure
Assistant Deputy Minister



Know your limit, play within it.

September 15, 2014

Log # 338384

Ms. Merrilee Elliott
Horsemen's Bookkeeper
BCTOBA
17687 56A Avenue
Surrey BC V3S 1G4
Email: merrilee@bctoba.com

Dear Ms. Elliott:

Please be advised that \$335,000.00 will be deposited directly into the BCTOBA bank account the week of September 15, 2014, for the period July 27, 2014 to August 23, 2014.

This funding is provided for the purpose of supporting the horse racing industry, under the direction of the BC Horse Racing Industry Management Committee.

Sincerely,

John Mazure
Assistant Deputy Minister



Know your limit, play within it.

October 9, 2014

Log # 338997

Ms. Merrilee Elliott
Horsemen's Bookkeeper
BCTOBA
17687 56A Avenue
Surrey BC V3S 1G4
Email: merrilee@bctoba.com

Dear Ms. Elliott:

Please be advised that \$501,716.41 will be deposited directly into the BCTOBA bank account the week of October 13, 2014, for the period June 29, 2014 to September 27, 2014.

This funding is provided for the purpose of supporting the horse racing industry, under the direction of the BC Horse Racing Industry Management Committee.

Sincerely,

John Mazure
Assistant Deputy Minister



Know your limit, play within it.

November 12, 2014

Log # 339774

Ms. Merrilee Elliott
Horsemen's Bookkeeper
BCTOBA
17687 56A Avenue
Surrey BC V3S 1G4
Email: merrilee@bctoba.com

Dear Ms. Elliott:

Please be advised that \$350,000.00 will be deposited directly into the BCTOBA bank account the week of November 17, 2014, for the period of September 28, 2014, to October 25, 2014.

This funding is provided for the purpose of supporting the horse racing industry, under the direction of the BC Horse Racing Industry Management Committee.

Sincerely,

John Mazure
Assistant Deputy Minister
Gaming Policy and Enforcement Branch



Know your limit, play within it.

December 12, 2014

Log # 340745

Ms. Merrilee Elliott
Horsemen's Bookkeeper
BCTOBA
17687 56A Avenue
Surrey BC V3S 1G4
Email: merrilee@bctoba.com

Dear Ms. Elliott:

Please be advised that \$330,000.00 will be deposited directly into the BCTOBA bank account the week of December 15, 2014, for the period of October 26, 2014 to November 22, 2014.

This funding is provided for the purpose of supporting the horse racing industry, under the direction of the BC Horse Racing Industry Management Committee.

Sincerely,

John Mazure
Assistant Deputy Minister
Gaming Policy and Enforcement Branch

British Columbia Lottery Corporation
Horseman's Purse - Interim Period Estimate for Payment
January 25, 2015 to February 21, 2015 **FP11**

Casino	Fraser Downs	Hastings Park	TOTAL
Location	Surrey	Vancouver	
Slot Revenues	\$ 3,475,571.44	\$ 1,511,918.73	\$ 4,987,490.17
Slot Direct Costs			
Commissions	1,021,817.98	444,504.09	1,466,322.07
Equipment & Supplies	-	-	-
Equipment Leases	40,511.25	-	40,511.25
	1,062,329.23	444,504.09	1,506,833.32
Total Slot Contribution	\$ 2,413,242.21	\$ 1,067,414.64	\$ 3,480,656.85
Estimate Rate**, as factor of Total Slot Contribution:	20.50%	20.50%	
Horseman's Purse Estimate (rounded to \$10,000's)	\$ 490,000.00	\$ 220,000.00	\$ 710,000.00

HMP FY14/15 Payments Made				
For Period	Processed Date	HMP Payment	Comments	Accumulative Total Paid
			Actual payment had Harness Racing BC deduction of overpayment	
April	May 12	720,000.00		720,000
May	June 10	720,000.00		1,440,000
June	July 11	956,854.81	Q1 true-up	2,396,855
July	August 8	740,000.00		3,136,855
August	Sept 15	670,000.00		3,806,855
September	Oct 10	1,003,432.82	Q2 true-up	4,810,288
October	Nov 12	700,000.00		5,510,288
November	Dec 10	660,000.00		6,170,288
December	Jan 12	878,900.59	Q3 true-up	7,049,188
January	Feb 11	720,000.00		7,769,188
February	Mar 11	710,000.00		8,479,188
March				

** Estimation rate is intended to factor in the various operating expenses, depreciation and overhead required to reach Net Operating Profit, and then the approximate Horseman's Purse share amount. The 20.5% rate applied was determined based on analysis of historical Horseman's Purse share and Slot Contribution amounts.

BC Thoroughbred Owners & Breeders Assoc.	\$ 355,000.00
Harness Racing BC Society	\$ 355,000.00
Total Payment	\$ 710,000.00

British Columbia Lottery Corporation
Horseman's Purse - Interim Period Estimate for Payment

April 01, 2014 to April 26, 2014

FP1

Casino	Fraser Downs	Hastings Park	TOTAL
Location	Surrey	Vancouver	
Slot Revenues	\$ 3,364,319.98	\$ 1,558,370.57	\$ 4,922,690.55
Slot Direct Costs			
Commissions	921,823.75	458,160.97	1,379,984.72
Equipment & Supplies	-	-	-
Equipment Leases	43,642.50	1,267.50	44,910.00
	\$ 965,466.25	\$ 459,428.47	\$ 1,424,894.72
Total Slot Contribution	\$ 2,398,853.73	\$ 1,098,942.10	\$ 3,497,795.83
Estimate Rate**, as factor of Total Slot Contribution:	20.50%	20.50%	
Horseman's Purse Estimate (rounded to \$10,000's)	\$ 490,000.00	\$ 230,000.00	\$ 720,000.00

** Estimation rate is intended to factor in the various operating expenses, depreciation and overhead required to reach Net Operating Profit, and then the approximate Horseman's Purse share amount. The 20.5% rate applied was determined based on analysis of historical Horseman's Purse share and Slot Contribution amounts.

British Columbia Lottery Corporation
Horseman's Purse - Interim Period Estimate for Payment
April 27, 2014 to May 24, 2014 **FP2**

Casino	Fraser Downs	Hastings Park
<i>Location</i>	<i>Surrey</i>	<i>Vancouver</i>
Slot Revenues	\$ 3,309,614.39	\$ 1,640,407.49
Slot Direct Costs		
Commissions	906,834.35	482,279.87
Equipment & Supplies	-	-
Equipment Leases	51,975.00	1,365.00
	958,809.35	483,644.87
Total Slot Contribution	\$ 2,350,805.04	\$ 1,156,762.62
Estimate Rate**, as factor of Total Slot Contribution:	20.50%	20.50%
Horseman's Purse Estimate (rounded to \$10,000's)	\$ 480,000.00	\$ 240,000.00

*** Estimation rate is intended to factor in the various operating expenses, depreciation and overhead req. Operating Profit, and then the approximate Horseman's Purse share amount. The 20.5% rate applied wa on analysis of historical Horseman's Purse share and Slot Contribution amounts.*

TOTAL

\$ 4,950,021.88

1,389,114.22

-

53,340.00

1,442,454.22

\$ 3,507,567.66

\$ 720,000.00

*ired to reach Net
is determined based*

British Columbia Lottery Corporation
Horseman's Purse - Interim Period Estimate for Payment

June 29, 2014 to July 26, 2014

FP4

Casino	Fraser Downs	Hastings Park	TOTAL
Location	Surrey	Vancouver	
Slot Revenues	\$ 3,532,022.59	\$ 1,638,787.62	\$ 5,170,810.21
Slot Direct Costs			
Commissions	1,038,414.61	481,803.59	1,520,218.20
Equipment & Supplies	-	-	-
Equipment Leases	44,310.00	1,365.00	45,675.00
	1,082,724.61	483,168.59	1,565,893.20
Total Slot Contribution	\$ 2,449,297.98	\$ 1,155,619.03	\$ 3,604,917.01
Estimate Rate**, as factor of Total Slot Contribution:	20.50%	20.50%	
Horseman's Purse Estimate (rounded to \$10,000's)	\$ 500,000.00	\$ 240,000.00	\$ 740,000.00

** Estimation rate is intended to factor in the various operating expenses, depreciation and overhead required to reach Net Operating Profit, and then the approximate Horseman's Purse share amount. The 20.5% rate applied was determined based on analysis of historical Horseman's Purse share and Slot Contribution amounts.

British Columbia Lottery Corporation
Horseman's Purse - Interim Period Estimate for Payment
July 27, 2014 to August 23, 2014

FP5

Casino	Fraser Downs	Hastings Park	TOTAL
<i>Location</i>	<i>Surrey</i>	<i>Vancouver</i>	
Slot Revenues	\$ 3,274,615.38	\$ 1,468,205.16	\$ 4,742,820.54
Slot Direct Costs			
Commissions	962,988.90	431,904.35	1,394,893.25
Equipment & Supplies	1,275.26	1,620.59	2,895.85
Equipment Leases	44,310.00	1,365.00	45,675.00
	1,008,574.16	434,889.94	1,443,464.10
Total Slot Contribution	\$ 2,266,041.22	\$ 1,033,315.22	\$ 3,299,356.44
Estimate Rate**, as factor of Total Slot Contribution:	20.50%	20.50%	
Horseman's Purse Estimate (rounded to \$10,000's)	\$ 460,000.00	\$ 210,000.00	\$ 670,000.00

*** Estimation rate is intended to factor in the various operating expenses, depreciation and overhead required to reach Net Operating Profit, and then the approximate Horseman's Purse share amount. The 20.5% rate applied was determined based on analysis of historical Horseman's Purse share and Slot Contribution amounts.*

British Columbia Lottery Corporation
Horseman's Purse - Interim Period Estimate for Payment
Aug 24, 2014 to Sep 27, 2014 **FP6**

Casino	Fraser Downs	Hastings Park
<i>Location</i>	<i>Surrey</i>	<i>Vancouver</i>
Slot Revenues	\$ 4,536,576.39	\$ 2,049,309.43
Slot Direct Costs		
Commissions	1,298,534.48	603,740.06
Equipment & Supplies	-	-
Equipment Leases	55,027.50	1,706.25
	1,353,561.98	605,446.31
Total Slot Contribution	\$ 3,183,014.41	\$ 1,443,863.12
Estimate Rate**, as factor of Total Slot Contribution:	20.50%	20.50%
Horseman's Purse Estimate (rounded to \$10,000's)	\$ 650,000.00	\$ 300,000.00

*** Estimation rate is intended to factor in the various operating expenses, depreciation and overhead required to generate Operating Profit, and then the approximate Horseman's Purse share amount. The 20.5% rate applied was based on analysis of historical Horseman's Purse share and Slot Contribution amounts.*

TOTAL

\$ 6,585,885.82

1,902,274.54

-

56,733.75

1,959,008.29

\$ 4,626,877.53

\$ 950,000.00

*Required to reach Net
is determined based*

British Columbia Lottery Corporation
Horseman's Purse - Interim Period Estimate for Payment

September 28, 2014 to October 25, 2014

FP7

Casino	Fraser Downs	Hastings Park	TOTAL
Location	Surrey	Vancouver	
Slot Revenues	\$ 3,462,083.56	\$ 1,289,631.21	\$ 4,751,714.77
Slot Direct Costs			
Commissions	948,610.89	379,151.64	1,327,762.53
Equipment & Supplies	-	-	-
Equipment Leases	44,175.00	1,365.00	45,540.00
	992,785.89	380,516.64	1,373,302.53
Total Slot Contribution	\$ 2,469,297.67	\$ 909,114.57	\$ 3,378,412.24
Estimate Rate**, as factor of Total Slot Contribution:	20.50%	20.50%	
Horseman's Purse Estimate (rounded to \$10,000's)	\$ 510,000.00	\$ 190,000.00	\$ 700,000.00

** Estimation rate is intended to factor in the various operating expenses, depreciation and overhead required to reach Net Operating Profit, and then the approximate Horseman's Purse share amount. The 20.5% rate applied was determined based on analysis of historical Horseman's Purse share and Slot Contribution amounts.

British Columbia Lottery Corporation
Horseman's Purse - Interim Period Estimate for Payment

October 26, 2014 to November 22, 2014

FP8

Casino	Fraser Downs	Hastings Park	TOTAL
Location	Surrey	Vancouver	
Slot Revenues	\$ 3,307,642.93	\$ 1,327,924.05	\$ 4,635,566.98
Slot Direct Costs			
Commissions	972,447.06	390,409.73	1,362,856.79
Equipment & Supplies	-	-	-
Equipment Leases	32,925.00	97.50	33,022.50
	1,005,372.06	390,507.23	1,395,879.29
Total Slot Contribution	\$ 2,302,270.87	\$ 937,416.82	\$ 3,239,687.69
Estimate Rate**, as factor of Total Slot Contribution:	20.50%	20.50%	
Horseman's Purse Estimate (rounded to \$10,000's)	\$ 470,000.00	\$ 190,000.00	\$ 660,000.00

** Estimation rate is intended to factor in the various operating expenses, depreciation and overhead required to reach Net Operating Profit, and then the approximate Horseman's Purse share amount. The 20.5% rate applied was determined based on analysis of historical Horseman's Purse share and Slot Contribution amounts.

British Columbia Lottery Corporation
Horseman's Purse - Interim Period Estimate for Payment
November 23, 2014 to December 27, 2014 **FP9**

Casino	Fraser Downs	Hastings Park	TOTAL
<i>Location</i>	<i>Surrey</i>	<i>Vancouver</i>	
Slot Revenues	\$ 4,088,058.67	\$ 1,818,687.57	\$ 5,906,746.24
Slot Direct Costs			
Commissions	1,139,117.76	521,760.98	1,660,878.74
Equipment & Supplies	-	-	-
Equipment Leases	42,525.00	-	42,525.00
	1,181,642.76	521,760.98	1,703,403.74
Total Slot Contribution	\$ 2,906,415.91	\$ 1,296,926.59	\$ 4,203,342.50
Estimate Rate**, as factor of Total Slot Contribution:	20.50%	20.50%	
Horseman's Purse Estimate (rounded to \$10,000's)	\$ 600,000.00	\$ 270,000.00	\$ 870,000.00

** Estimation rate is intended to factor in the various operating expenses, depreciation and overhead required to reach Net Operating Profit, and then the approximate Horseman's Purse share amount. The 20.5% rate applied was determined based on analysis of historical Horseman's Purse share and Slot Contribution amounts.

British Columbia Lottery Corporation
Horseman's Purse - Interim Period Estimate for Payment
December 28, 2014 to January 24, 2015 **FP10**

Casino	Fraser Downs	Hastings Park	TOTAL
<i>Location</i>	<i>Surrey</i>	<i>Vancouver</i>	
Slot Revenues	\$ 3,451,962.05	\$ 1,533,017.80	\$ 4,984,979.85
Slot Direct Costs			
Commissions	945,837.63	450,707.21	1,396,544.84
Equipment & Supplies	-	-	-
Equipment Leases	51,420.00	-	51,420.00
	997,257.63	450,707.21	1,447,964.84
Total Slot Contribution	\$ 2,454,704.42	\$ 1,082,310.59	\$ 3,537,015.01
Estimate Rate**, as factor of Total Slot Contribution:	20.50%	20.50%	
Horseman's Purse Estimate (rounded to \$10,000's)	\$ 500,000.00	\$ 220,000.00	\$ 720,000.00

** Estimation rate is intended to factor in the various operating expenses, depreciation and overhead required to reach Net Operating Profit, and then the approximate Horseman's Purse share amount. The 20.5% rate applied was determined based on analysis of historical Horseman's Purse share and Slot Contribution amounts.

British Columbia Lottery Corporation
Horseman's Purse - Interim Period Estimate for Payment
January 25, 2015 to February 21, 2015

FP11

Casino	Fraser Downs	Hastings Park
Location	Surrey	Vancouver
Slot Revenues	\$ 3,475,571.44	\$ 1,511,918.73
Slot Direct Costs		
Commissions	1,021,817.98	444,504.09
Equipment & Supplies	-	-
Equipment Leases	40,511.25	-
	1,062,329.23	444,504.09
Total Slot Contribution	\$ 2,413,242.21	\$ 1,067,414.64
Estimate Rate**, as factor of Total Slot Contribution:	20.50%	20.50%
Horseman's Purse Estimate (rounded to \$10,000's)	\$ 490,000.00	\$ 220,000.00

** Estimation rate is intended to factor in the various operating expenses, depreciation and overhead required Operating Profit, and then the approximate Horseman's Purse share amount. The 20.5% rate applied was de analysis of historical Horseman's Purse share and Slot Contribution amounts.

TOTAL

\$ 4,987,490.17

1,466,322.07

-

40,511.25

1,506,833.32

\$ 3,480,656.85

\$ 710,000.00

l to reach Net
etermined based on

British Columbia Lottery Corporation**Horseman's Purse - Interim Period Estimate for Payment**

February 22, 2015 to March 31, 2015

FP12

Casino	Fraser Downs	Hastings Park
Location	Surrey	Vancouver
Slot Revenues	\$ 5,080,911.63	\$ 2,105,762.57
Slot Direct Costs		
Commissions	1,626,011.52	630,543.95
Equipment & Supplies	-	-
Equipment Leases	57,000.00	-
	1,683,011.52	630,543.95
Total Slot Contribution	\$ 3,397,900.11	\$ 1,475,218.62
Estimate Rate**, as factor of Total Slot Contribution:	20.50%	20.50%
Horseman's Purse Estimate (rounded to \$10,000's)	\$ 700,000.00	\$ 300,000.00

** Estimation rate is intended to factor in the various operating expenses, depreciation and overhead required Operating Profit, and then the approximate Horseman's Purse share amount. The 20.5% rate applied was de analysis of historical Horseman's Purse share and Slot Contribution amounts.

TOTAL

\$ 7,186,674.20

\$ 2,256,555.47

\$ -

\$ 57,000.00

2,313,555.47

\$ 4,873,118.73

\$ 1,000,000.00

l to reach Net
etermined based on

British Columbia Lottery Corporation
Horseman's Purse - Full Period Analysis & True-up
December 29, 2013 to March 31, 2014

Casino	Fraser Downs	Hastings Park	TOTAL
<i>Location</i>	<i>Surrey</i>	<i>Vancouver</i>	
Slot Revenues	\$ 10,236,090.73	\$ 4,952,172.91	\$ 15,188,263.64
Slot Direct Costs			
Commissions	2,984,031.06	1,457,468.09	4,441,499.15
Equipment & Supplies	-	-	-
Equipment Leases	170,733.75	4,533.75	175,267.50
Total Slot Direct costs	\$ 3,154,764.81	\$ 1,462,001.84	\$ 4,616,766.65
Total Slot Contribution	\$ 7,081,325.92	\$ 3,490,171.07	\$ 10,571,496.99
Operating & Support Expenses			
Facility Operating Expenses	398,841.41	424,006.38	822,847.79
Corporate Overhead & Support Expenses	1,318,116.75	637,698.73	1,955,815.48
Total Operating & Support Expenses	\$ 1,716,958.16	\$ 1,061,705.11	\$ 2,778,663.27
Net Operating Profit	\$ 5,364,367.76	\$ 2,428,465.96	\$ 7,792,833.72
Horseman's Purse for Q4 (25% Share)	\$ 1,341,091.94	\$ 607,116.49	\$ 1,948,208.43
True-up for Estimates Previously Submitted			
For FP10 (December 29, 2013 to January 25, 2014)	470,000.00	210,000.00	680,000.00
For FP11 (January 26, 2014 to February 22, 2014)	400,000.00	210,000.00	610,000.00
Total remaining balance to be Remitted for FP12	\$ 471,091.94	\$ 187,116.49	\$ 658,208.43

British Columbia Lottery Corporation
Horseman's Purse - Full Period Analysis & True-up
June 29, 2014 to September 27, 2014
Q2

Casino	Fraser Downs	Hastings Park	TOTAL
Location	Surrey	Vancouver	
Slot Revenues	\$ 11,343,214.36	\$ 5,156,302.21	\$ 16,499,516.57
Slot Direct Costs			
Commissions	3,299,937.99	1,517,448.00	4,817,385.99
Equipment & Supplies	1,275.26	1,620.59	2,895.85
Equipment Leases	143,647.50	4,436.25	148,083.75
Total Slot Direct costs	3,444,860.75	1,523,504.84	4,968,365.59
Total Slot Contribution	7,898,353.61	3,632,797.37	11,531,150.98
Operating & Support Expenses			
Facility Operating Expenses	471,575.62	445,659.67	917,235.29
Corporate Overhead & Support Expenses	660,114.96	300,069.47	960,184.43
Total Operating & Support Expenses	1,131,690.58	745,729.14	1,877,419.72
Net Operating Profit From Slots	\$ 6,766,663.03	\$ 2,887,068.23	\$ 9,653,731.26
Horseman's Purse for Q2 (25% Share)	\$ 1,691,665.76	\$ 721,767.06	\$ 2,413,432.82
True-up for Estimates Previously Submitted			
For FP4 (June 29, 2014 to July 26, 2014)	500,000.00	240,000.00	740,000.00
For FP5 (July 27, 2014 to August 23, 2014)	460,000.00	210,000.00	670,000.00
Total remaining balance to be Remitted for FP6	\$ 731,665.76	\$ 271,767.06	\$ 1,003,432.82

FP 6 ESTIMATE G4 \$ 650,000 \$ 300,000 \$ 950,000

FB
Q2 6, 2014

Checked forward as
Note: Reasonable compared
to FY2014 Q2 \$2,271,74.91
Fraser Downs 1,111,357.74
Hastings 660,364.17

FY2015 Q1

Horseman's Purse - Full Period Analysis & True-up BEx QUERY DETAILS AND FILTERS

The tables below are the various Query variables and filter used to generate the HLG Query data.
Also shown is when the Query was executed, and the last refresh of data from SAP.

Information

Author	C_DSWINNEN
Current User	FBARTELLA
Last Changed by	JCALDWELL
InfoProvider	ZCCFI_M02
Query Technical Name	ZCCFI_M02_Q0005
Query Description	HLG query
Last Refreshed	10/6/2014 09:42:55
Key Date	10/6/2014
Changed At	07/5/2014 12:15:14
Status of Data	10/6/2014 05:09:58
Relevance of Data (Date)	10/6/2014
Relevance of Data (Time)	5:09:58

DETAILS FOR "BEx Query Table Sites" QUERY

Filter

Company code	
Cost Element	BCLCINC_STMNT3 INCOME STATEMENT IFRS (M
Delivery Method	
Fiscal Quarter	
Fiscal year	
G/L Account	
Key Figures	
Posting period	
Prod Subbrand SAP Ky	
Product Category Ke	
Product Brand Key	
Product Division Key	CASINO PRODUCTS, Not assigned, BINGO PRODUCT
Profit Center	BCLC/1200080 Hastings Racecourse Casino - VANRA
Segment - historical	12000060, 1294999

DETAILS FOR "BEx Query Table CCG Rev" QUERY

Filter

Company code	
Cost Element	BCLCREVENUES GAMING REVENUES
Delivery Method	
Fiscal Quarter	
Fiscal year	
G/L Account	
Key Figures	
Posting period	
Prod Subbrand SAP Ky	
Product Category Ke	
Product Brand Key	
Product Division Key	CASINO PRODUCTS, Not assigned, BINGO PRODUCTS
Profit Center	BCLCPSTD_50000 Casino & Community Gaming
Segment - historical	

Query Variables & Fixed Restricted values

CompanyCode	DO NOT USE - BCLC & Other Jurisdiction
Profit Center Hierarchy	Casino & Community G
Profit Center Group	JUL..SEP
Fiscal Year/Periods	BCLC Chart of accounts
Chart of accounts	BCLC, PlayNow Subsidiary, LTEC
Company code	Company code currency
Currency Type	Z1/004/2015..Z1/006/2015
Fiscal year/period	BCLC 4-4-5 variant
Fiscal Year Variant]COFI-Real time updat[
G/L Account	Casino & Community G
Profit Center	0
Version	10

Query Variables & Fixed Restricted values

CompanyCode	DO NOT USE - BCLC & Other Jurisdictions
Profit Center Hierarchy	Casino & Community G
Profit Center Group	JUL..SEP
Fiscal Year/Periods	BCLC Chart of accounts
Chart of accounts	BCLC, PlayNow Subsidiary, LTEC
Company code	Company code currency
Currency Type	Z1/004/2015..Z1/006/2015
Fiscal year/period	BCLC 4-4-5 variant
Fiscal Year Variant]COFI-Real time updat[
G/L Account	Casino & Community G
Profit Center	0
Version	10

BEX QUERY PROPERTIES

7B

A

Horseman's Purse - Full Period Analysis & True-up **Allocation Of CCG Overhead & Support Expenses**

The purpose of this analysis is calculate the allocation rates used to allocate the Generic (non-site) operating expense to Sites. This is achieved by segregating the Expenses based on their Product coding, and dividing by the appropriate Revenue amount. "Poker" is not segregated out for Operating Expenses, as these expenses are only recognized down to "Slots" or "Tables" at the lowest product level.

Cost Element	Description	SLOTS	TABLES	CASINO BU GENER	BINGO PRODUCTS	Not Assigned	TOTAL EXPENSE
BCLCOPER_COST	OPERATING COSTS (Mgmt)	186,181.87	2,553.95	141,588.09	6,364.61	16,803,265.18	17,139,953.70
BCLCOTHER_INC3	OTHER INCOME	(152,032.14)	-	6,710.63	-	695,050.44	549,728.93
BCLCINTER_COMF	INTER COMPANY LEASES	-	-	-	-	-	-
BCLCSPECL_COS	SPECIAL OPERATING COSTS	-	-	-	-	(282,013.15)	(282,013.15)
BCLCIDEPRECIAT	I DEPRECIATION	-	-	-	-	-	-
BCLCGST	INDIRECT TAXES	-	-	-	-	8,652,068.66	8,652,068.66
BCLCINC_STMNT3	Overall Result	34,149.73	2,553.95	148,298.72	6,364.61	25,868,371.13	26,059,738.14
Variance to Query -->		0.00	-	(0.00)	-	-	0.00

Add/Deduct adjustments to Generic OH & Support (see back-up provided)							
Adjusted Result		34,149.73	2,553.95	148,298.72	6,364.61	25,868,371.13	26,059,738.14

	SLOTS	TABLES	CASINO	BINGO	TOTAL REVENUE
TOTAL CONSOLIDATED CCG REVENUES	291,941,771.57	137,458,557.25	429,400,328.82	18,674,101.79	448,074,430.61

ALLOCATION RATES FOR CCG GENERIC OPERATING EXPENSES Allocated based on Site Revenue	0.01170%	0.00186%	0.03454%	5.77323%
	(A)	(B)	(C)	(D)

REVENUES	Casino Fraser Downs BCLC/1200040	Casino Hastings BCLC/1200120
SLOTS	\$ 11,343,214.36	\$ 5,156,302.21
TABLES	\$ 1,785,231.15	\$ 1,785,231.15
TOTAL REVENUE	\$ 13,128,445.51	\$ 6,941,533.36

Allocation rate for Slot Product related expenses

	Casino Fraser Downs	Casino Hastings
(a) ALLOCATED TO SLOTS	\$ 1,327.16	\$ 603.29

Allocation rate for Table Product related expenses

(b) ALLOCATED TO TABLES	\$ 33.21	\$ -
-------------------------	----------	------

Allocation rate for Casino Product related expenses

(a) ALLOCATED TO SLOTS	\$ 3,917.95	\$ 1,780.99
(b) ALLOCATED TO TABLES	\$ 616.62	\$ -
	\$ 4,534.57	\$ 1,780.99

Allocation rate for Generic Corporate OH & Support expenses

(a) ALLOCATED TO SLOTS	\$ 654,869.85	\$ 297,685.19
(b) ALLOCATED TO TABLES	\$ 103,065.50	\$ -
	\$ 757,935.35	\$ 297,685.19

TOTAL OVERHEAD & SUPPORT OPERATING EXPENSE ALLOCATIONS

	Casino Fraser Downs	Casino Hastings
(a) ALLOCATED TO SLOTS	\$ 660,114.96	\$ 300,069.47
(b) ALLOCATED TO TABLES	\$ 103,715.33	\$ -
	\$ 763,830.29	\$ 300,069.47

Q B30 CORP-RATE ALLOCATION

Alloc - CCG Generic Costs

Q NO ADJUSTMENT - ONLY AT Q1 FOLLOWING FY 2015 IF ANY AT ALL

**Horseman's Purse - Full Period Analysis & True-up
Detailed Financial Results (BEx Query)**

OPERATING EXPENSES			
SLOT PRODUCT RELATED			
TABLE PRODUCT RELATED	(258,282.11)	221,827.86	281,896.39
CASINO PRODUCT RELATED (to be allocated)	155,489.16	110,826.04	50,587.25
GENERIC SITE RELATED (to be allocated)	26,862,180.39	162,442.70	103,401.64
BINGO PRODUCT RELATED (excluded)	7,331.23		
	26,766,588.73	495,096.60	435,855.28

Check -->

			Overall Result	CCG Generic	Casino Fraser Downs	Casino Hastings
				BCLC/1200000	BCLC/1200060	BCLC/1200080
Cost Element	Description	Product Category				
BCLCREVENUES	GAMING REVENUES	SLOTS	(16,226,791.18)	-	(11,214,721.80)	(5,012,069.38)
BCLCREVENUES	GAMING REVENUES	TABLES	(1,855,235.51)	-	(1,855,235.51)	-
BCLCREVENUES	GAMING REVENUES	Result	(18,082,026.69)	-	(13,069,957.31)	(5,012,069.38)
BCLCNET WIN	NET WIN	SLOTS	(16,226,791.18)	-	(11,214,721.80)	(5,012,069.38)
BCLCNET WIN	NET WIN	TABLES	(1,855,235.51)	-	(1,855,235.51)	-
BCLCNET WIN	NET WIN	Result	(18,082,026.69)	-	(13,069,957.31)	(5,012,069.38)
BCLCCOMMISSION	Commissions	SLOTS	4,600,887.76	-	3,127,459.96	1,473,427.80
BCLCCOMMISSION	Commissions	TABLES	953,591.87	-	953,591.87	-
BCLCCOMMISSION	Commissions	Result	5,554,479.63	-	4,081,051.83	1,473,427.80
BCLCQPMIT SUPP	Equipment & Supplies	TABLES	6,734.90	-	6,734.90	-
BCLCQPMIT SUPP	Equipment & Supplies	Result	6,734.90	-	6,734.90	-
BCLCEQUIPLANDL	Equipment Leases & L	SLOTS	157,260.00	-	152,921.25	4,338.75
BCLCEQUIPLANDL	Equipment Leases & L	TABLES	9,188.60	-	9,188.60	-
BCLCEQUIPLANDL	Equipment Leases & L	Result	166,448.60	-	162,090.85	4,338.75
BCLCDIR COSTS	DIRECT COSTS	SLOTS	4,758,147.76	-	3,280,381.21	1,477,766.55
BCLCDIR COSTS	DIRECT COSTS	TABLES	969,496.37	-	969,496.37	-
BCLCDIR COSTS	DIRECT COSTS	Result	5,727,644.13	-	4,249,877.58	1,477,766.55
BCLCOPER COSTS	OPERATING COSTS	BINGO	7,331.29	7,331.29	-	-
BCLCOPER COSTS	OPERATING COSTS	CASINO	153,590.28	153,590.29	-	-
BCLCOPER COSTS	OPERATING COSTS	SLOTS	(258,255.33)	(258,255.33)	-	-
BCLCOPER COSTS	OPERATING COSTS	Not assigned	16,606,143.23	16,459,110.67	78,563.79	70,468.77
BCLCOPER COSTS	OPERATING COSTS	Result	16,510,809.48	16,363,776.92	78,563.79	70,468.77
BCLCOTHER INC3	OTHER INCOME	CASINO	1,898.87	1,898.87	-	-
BCLCOTHER INC3	OTHER INCOME	SLOTS	(2,026.78)	(2,026.78)	-	-
BCLCOTHER INC3	OTHER INCOME	Not assigned	1,347,767.41	1,347,767.41	-	-
BCLCOTHER INC3	OTHER INCOME	Result	1,347,639.50	1,347,639.50	-	-
BCLCSPECI COST	SPECIAL OPERATING CO	Not assigned	275,506.83	275,506.83	-	-
BCLCSPECI COST	SPECIAL OPERATING CO	Result	275,506.83	275,506.83	-	-
BCLC640050	I-Dep'n-Cas Sys & Eq	CASINO	3,004,401.03	2,972,345.57	15,825.45	16,230.01
BCLC640050	I-Dep'n-Cas Sys & Eq	Result	3,004,401.03	2,972,345.57	15,825.45	16,230.01
BCLC640060	I-Dep'n-Slot Sys & Eq	SLOTS	5,814,822.44	5,814,822.44	-	-
BCLC640060	I-Dep'n-Slot Sys & Eq	Result	5,814,822.44	5,814,822.44	-	-
BCLC640070	I-Dep'n-Table Sys&Eq	CASINO	411,417.38	411,417.38	-	-
BCLC640070	I-Dep'n-Table Sys&Eq	Result	411,417.38	411,417.38	-	-
BCLC640080	I-Dep'n-Bingo Game S	Not Assigned	36,366.81	36,366.81	-	-
BCLC640080	I-Dep'n-Bingo Game S	Result	36,366.81	36,366.81	-	-
BCLC664010	Assess-I-Use Dep. Co	Not Assigned	28,389.07	-	20,520.04	7,869.03
BCLC664010	Assess-I-Use Dep. Co	Result	28,389.07	-	20,520.04	7,869.03
BCLC664020	Assess-L-Use Dep. Corp	Not Assigned	68,907.49	-	64,263.65	24,643.84
BCLC664020	Assess-L-Use Dep. Corp	Result	68,907.49	-	64,263.65	24,643.84
BCLC664050	Assess-L-Use Dep. Casi	CASINO	(2,848,503.31)	(2,972,345.57)	89,515.02	34,327.24
BCLC664050	Assess-L-Use Dep. Casi	Result	(2,848,503.31)	(2,972,345.57)	89,515.02	34,327.24
BCLC664060	Assess-L-Use Dep. Slot	SLOTS	(5,311,098.19)	(5,814,822.44)	221,827.80	281,896.39
BCLC664060	Assess-L-Use Dep. Slot	Result	(5,311,098.19)	(5,814,822.44)	221,827.80	281,896.39
BCLC664070	Assess-L-Use Dep. Tble	CASINO	(405,931.81)	(411,417.38)	5,485.57	-
BCLC664070	Assess-L-Use Dep. Tble	Result	(405,931.81)	(411,417.38)	5,485.57	-
BCLC664080	Assess-L-Use Dep. Bingo	Not Assigned	(34,851.59)	(36,366.81)	1,095.22	420.00
BCLC664080	Assess-L-Use Dep. Bingo	Result	(34,851.59)	(36,366.81)	1,095.22	420.00
BCLCIDEPRECIAT	IDEPRECIATION	Not assigned	783,919.32	-	418,532.81	365,386.51
BCLCIDEPRECIAT	IDEPRECIATION	Result	783,919.32	-	418,532.81	365,386.51
BCLCGST	INDIRECT TAXES	Not assigned	8,779,775.48	8,779,775.48	-	-
BCLCGST	INDIRECT TAXES	Result	8,779,775.48	8,779,775.48	-	-
BCLCINC STMTN3	INCOME STATEMENT - I	BINGO	7,331.29	7,331.29	-	-
BCLCINC STMTN3	INCOME STATEMENT - I	CASINO	310,872.45	155,489.16	110,826.04	50,557.25
BCLCINC STMTN3	INCOME STATEMENT - I	SLOTS	(11,223,201.28)	(258,282.11)	(7,712,512.73)	(3,252,406.44)
BCLCINC STMTN3	INCOME STATEMENT - I	TABLES	(885,738.14)	-	(885,738.14)	-
BCLCINC STMTN3	INCOME STATEMENT - I	Not assigned	27,126,004.73	26,862,160.39	162,442.70	103,401.64
BCLCINC STMTN3	INCOME STATEMENT - I	Result	15,342,268.05	26,756,698.73	(8,324,993.13)	(5,096,447.55)
0	0	0	-	-	-	-
0	0	0	-	-	-	-
0	0	0	-	-	-	-
0	0	0	-	-	-	-
0	0	0	-	-	-	-
0	0	0	-	-	-	-
0	0	0	-	-	-	-
0	0	0	-	-	-	-
0	0	0	-	-	-	-
0	0	0	-	-	-	-
0	0	0	-	-	-	-
0	0	0	-	-	-	-
0	0	0	-	-	-	-
0	0	0	-	-	-	-
0	0	0	-	-	-	-
0	0	0	-	-	-	-
0	0	0	-	-	-	-
0	0	0	-	-	-	-
0	0	0	-	-	-	-
0	0	0	-	-	-	-
0	0	0	-	-	-	-
0	0	0	-	-	-	-
0	0	0	-	-	-	-
0	0	0	-	-	-	-
0	0	0	-	-	-	-
0	0	0	-	-	-	-
0	0	0	-	-	-	-
0	0	0	-	-	-	-
0	0	0	-	-	-	-
0	0	0	-	-	-	-
0	0	0	-	-	-	-
0	0	0	-	-	-	-
0	0	0	-	-	-	-
0	0	0	-	-	-	-
0	0	0	-	-	-	-
0	0	0	-	-	-	-
0	0	0	-	-	-	-
0	0	0	-	-	-	-
0	0	0	-	-	-	-
0	0	0	-	-	-	-
0	0	0	-	-	-	-
0	0	0	-	-	-	-
0	0	0	-	-	-	-
0	0	0	-	-	-	-
0	0	0	-	-	-	-
0	0	0	-	-	-	-
0	0	0	-	-	-	-
0	0	0	-	-	-	-
0	0	0	-	-	-	-
0	0	0	-	-	-	-
0	0	0	-	-	-	-
0	0	0	-	-	-	-
0	0	0	-	-	-	-
0	0	0	-	-	-	-
0	0	0	-	-	-	-
0	0	0	-	-	-	-
0	0	0	-	-	-	-
0	0	0	-	-	-	-
0	0	0	-	-	-	-
0	0	0	-	-	-	-
0	0	0	-	-	-	-
0	0	0	-	-	-	-
0	0	0	-	-	-	-
0	0	0	-	-	-	-
0	0	0	-	-	-	-
0	0	0	-	-	-	-
0	0	0	-	-	-	-
0	0	0	-	-	-	-
0	0	0	-	-	-	-
0	0	0	-	-	-	-
0	0	0	-	-	-	-
0	0	0	-	-	-	-
0	0	0	-	-	-	-
0	0	0	-	-	-	-
0	0	0	-	-	-	-
0						

Q1 IS ORIGINALLY SUBMITTED

7R

Horseman's Purse - Full Period Analysis & True-up
Detailed Financial Results (BEx Query)

10/8/2014 15:18

OPERATING EXPENSES

SLOT PRODUCT RELATED	(258,282.11)	221,827.86	281,896.39
TABLE PRODUCT RELATED			
CASINO PRODUCT RELATED (to be allocated)	155,489.16	110,826.04	50,557.25
GENERIC SITE RELATED (to be allocated)	26,862,160.39	162,442.70	103,401.64
BINGO PRODUCT RELATED (excluded)	7,331.29	-	-
	26,766,698.73	495,096.60	435,855.28

Check -->

			Overall Result	CCG Generic	Casino Fraser Downs	Casino Hastings
				BCLC/1299999	BCLC/1200060	BCLC/1200080
Cost Element	Description	Product Category				
BCLCREVENUES	GAMING REVENUES	SLOTS	(16,226,791.18)	-	(11,214,721.80)	(5,012,069.38)
BCLCREVENUES	GAMING REVENUES	TABLES	(1,855,235.51)	-	(1,855,235.51)	-
BCLCREVENUES	GAMING REVENUES	Result	(18,082,026.69)	-	(13,069,957.31)	(5,012,069.38)
BCLCNET WIN	NET WIN	SLOTS	(16,226,791.18)	-	(11,214,721.80)	(5,012,069.38)
BCLCNET WIN	NET WIN	TABLES	(1,855,235.51)	-	(1,855,235.51)	-
BCLCNET WIN	NET WIN	Result	(18,082,026.69)	-	(13,069,957.31)	(5,012,069.38)
BCLCCOMMISSION	Commissions	SLOTS	4,600,887.76	-	3,127,459.96	1,473,427.80
BCLCCOMMISSION	Commissions	TABLES	953,591.87	-	953,591.87	-
BCLCCOMMISSION	Commissions	Result	5,554,479.63	-	4,081,051.83	1,473,427.80
BCLCEQPMT SUPP	Equipment & Supplies	TABLES	6,734.90	-	6,734.90	-
BCLCEQPMT SUPP	Equipment & Supplies	Result	6,734.90	-	6,734.90	-
BCLCEQUIPLANDL	Equipment Leases & L	SLOTS	157,260.00	-	152,921.25	4,338.75
BCLCEQUIPLANDL	Equipment Leases & L	TABLES	9,169.60	-	9,169.60	-
BCLCEQUIPLANDL	Equipment Leases & L	Result	166,429.60	-	162,090.85	4,338.75
BCLCDIR COSTS	DIRECT COSTS	SLOTS	4,758,147.76	-	3,280,381.21	1,477,766.55
BCLCDIR COSTS	DIRECT COSTS	TABLES	969,496.37	-	969,496.37	-
BCLCDIR COSTS	DIRECT COSTS	Result	5,727,644.13	-	4,249,877.58	1,477,766.55
BCLCOPER COST3	OPERATING COSTS	SLOTS	(256,255.33)	(256,255.33)	-	-
BCLCOPER COST3	OPERATING COSTS	BINGO PRODUCTS	7,331.29	7,331.29	-	-
BCLCOPER COST3	OPERATING COSTS	CASINO BU GENE	153,590.29	153,590.29	-	-
BCLCOPER COST3	OPERATING COSTS	Not assigned	16,606,143.23	16,459,110.67	76,563.79	70,468.77
BCLCOPER COST3	OPERATING COSTS	Result	16,510,809.48	16,363,776.92	76,563.79	70,468.77
BCLCOTHER INC3	OTHER INCOME	SLOTS	(2,026.78)	(2,026.78)	-	-
BCLCOTHER INC3	OTHER INCOME	CASINO BU GENE	1,898.87	1,898.87	-	-
BCLCOTHER INC3	OTHER INCOME	Not assigned	1,347,767.41	1,347,767.41	-	-
BCLCOTHER INC3	OTHER INCOME	Result	1,347,639.50	1,347,639.50	-	-
BCLCSPECL COST	SPECIAL OPERATING CO	Not assigned	275,506.83	275,506.83	-	-
BCLCSPECL COST	SPECIAL OPERATING CO	Result	275,506.83	275,506.83	-	-
BCLC/640050	I-Dep'n-Cas Sys & Eq	CASINO BU GENE	3,004,401.03	2,972,345.57	15,825.45	16,230.01
BCLC/640050	I-Dep'n-Cas Sys & Eq	Result	3,004,401.03	2,972,345.57	15,825.45	16,230.01
BCLC/640060	I-Dep'n-Slot Sys & Eq	SLOTS	5,814,822.44	5,814,822.44	-	-
BCLC/640060	I-Dep'n-Slot Sys & Eq	Result	5,814,822.44	5,814,822.44	-	-
BCLC/640070	I-Dep'n-Table Sys & Eq	CASINO BU GENE	411,417.38	411,417.38	-	-
BCLC/640070	I-Dep'n-Table Sys & Eq	Result	411,417.38	411,417.38	-	-
BCLC/640080	I-Dep'n-Bingo Game S	Not Assigned	36,366.81	36,366.81	-	-
BCLC/640080	I-Dep'n-Bingo Game S	Result	36,366.81	36,366.81	-	-
BCLC/864010	Assess-I-Lse Dep. Co	Not Assigned	28,389.07	-	20,520.04	7,869.03
BCLC/864010	Assess-I-Lse Dep. Co	Result	28,389.07	-	20,520.04	7,869.03
BCLC/864020	Assess-Lse Dep. Corp	Not Assigned	88,907.49	-	64,263.65	24,643.84
BCLC/864020	Assess-Lse Dep. Corp	Result	88,907.49	-	64,263.65	24,643.84
BCLC/864050	Assess-Lse Dep. Casi	CASINO BU GENE	(2,848,503.31)	(2,972,345.57)	89,515.02	34,327.24
BCLC/864050	Assess-Lse Dep. Casi	Result	(2,848,503.31)	(2,972,345.57)	89,515.02	34,327.24
BCLC/864060	Assess-Lse Dep. Slot	SLOTS	(5,311,098.19)	(5,814,822.44)	221,827.86	281,896.39
BCLC/864060	Assess-Lse Dep. Slot	Result	(5,311,098.19)	(5,814,822.44)	221,827.86	281,896.39
BCLC/864070	Assess-Lse Dep. Tble	CASINO BU GENE	(405,931.81)	(411,417.38)	5,485.57	-
BCLC/864070	Assess-Lse Dep. Tble	Result	(405,931.81)	(411,417.38)	5,485.57	-
BCLC/864080	Assess-Lse Dep. Bngo	Not Assigned	(34,851.59)	(36,366.81)	1,095.22	420.00
BCLC/864080	Assess-Lse Dep. Bngo	Result	(34,851.59)	(36,366.81)	1,095.22	420.00
BCLCIDEPRECIAT	I DEPRECIATION	Not assigned	783,919.32	-	418,532.81	365,386.51
BCLCIDEPRECIAT	I DEPRECIATION	Result	783,919.32	-	418,532.81	365,386.51
BCLCGST	INDIRECT TAXES	Not assigned	8,779,775.48	8,779,775.48	-	-
BCLCGST	INDIRECT TAXES	Result	8,779,775.48	8,779,775.48	-	-
BCLCINC STMNT3	INCOME STATEMENT I	SLOTS	(11,223,201.28)	(258,282.11)	(7,712,512.73)	(3,252,406.44)
BCLCINC STMNT3	INCOME STATEMENT I	TABLES	(885,739.14)	-	(885,739.14)	-
BCLCINC STMNT3	INCOME STATEMENT I	BINGO PRODUCTS	7,331.29	7,331.29	-	-
BCLCINC STMNT3	INCOME STATEMENT I	CASINO BU GENE	316,872.45	155,489.16	110,826.04	50,557.25
BCLCINC STMNT3	INCOME STATEMENT I	Not assigned	27,128,004.73	26,862,160.39	162,442.70	103,401.64
BCLCINC STMNT3	INCOME STATEMENT I	Result	15,343,268.05	26,766,698.73	(8,324,983.13)	(3,098,447.55)

— Q1 - RERN Oct 8, 2014 To ENSURE
NO ~~NO~~ JOURNAL ENTRIES POSTED AFTER
Q1 HLG COMPLETED ✓
— NO LATE ENTRIES ✓
7B.

Profit Center: Actual Line Items

Choose Save Print preview

Ledger 8A
Controlling Area BCLC
Company Code 1000
Posting Period *
Fiscal Year 2015
Version 000

Ref.Doc.No.	Peri.	Posting Date	Profit Ctr	Cost Center	Account	Acc. Text	Σ In pctr local curr.	Text	Curr.	Purch.Doc.	Vendor
100077338	4	07/11/2014	9999999	19999	750000	Spec Oper Costs	179,722.05-	To transfer SOcto correct account	CAD		
100077338	4	07/11/2014		19999		Spec Oper Costs	1,091.74-	o transfer SOcto correct account	CAD		
100077338	4	07/11/2014		19999		Spec Oper Costs	712.50-	o transfer SOcto correct account	CAD		
100077338	4	07/11/2014		19999		Spec Oper Costs	163,440.39-	o transfer SOcto correct account	CAD		
100077338	4	07/11/2014		19999		Spec Oper Costs	3,197.70-	o transfer SOcto correct account	CAD		
100077400	4	07/23/2014		19490		Spec Oper Costs	13,500.00-	Voluntary Termination Prog Restructure-Dec13	CAD		
51001289..	4	07/15/2014		19490		Spec Oper Costs	13,500.00	Voluntary Termination Prog Restructure-Dec13	CAD	4500044625	101261
6489	5	08/08/2014		19999		Spec Oper Costs	28,968.79	Payroll Accounting	CAD		
100077869	5	08/15/2014		19999		Spec Oper Costs	28,968.79-	Correct retroactive salary continuance adj.	CAD		
100077958	5	08/22/2014		19490		Spec Oper Costs	5,265.00-	Voluntary Termination Prog Restructure to 604030	CAD	4500044625	
51001298..	5	08/13/2014		19490		Spec Oper Costs	5,265.00	Voluntary Termination Prog Restructure	CAD	4500044625	101261
750000							348,164.38-		CAD		
9999999							348,164.38-		CAD		
							348,164.38-		CAD		

X 81% PN-WIN CCG after rate
FP6

Prints Window Contents

D Z_ALR_87013340IFRS BCLC777 INS

\$ (282,013.15) ✓ CCG - NOT ASSIGNED B

AB

LL

Horseman's Purse - Full Period Analysis & True-up

Allocation Of Site Operating Expenses

The purpose of this analysis is to allocate the non-product and Casino-product related operating expense incurred at each site and allocated them to either "Tables" or "Slots" based on % of Revenue for each Product.

REVENUES	Casino Fraser Downs	Casino Hastings	
	BCLC/1200060	BCLC/1200080	
SLOTS	\$ 11,343,214.36	\$ 5,156,302.21	\$ 16,499,516.57
TABLES	1,785,231.15	-	1,785,231.15
	<i>E</i>	<i>E</i>	
TOTAL REVENUE	\$ 13,128,445.51	\$ 5,156,302.21	\$ 18,284,747.72

Check -->

	TOTAL CASINO REVENUE MIX	
SLOTS	86.4%	100.0%
TABLES	13.6%	0.0%
	100.0%	100.0%

A - SLOT- & TABLE-PRODUCT RELATED EXPENSES

	Casino Fraser Downs	Casino Hastings
(a) SLOT PRODUCT RELATED	\$ 232,318.36	\$ 295,227.59
(b) TABLE PRODUCT RELATED	-	-

B - NON-PRODUCT & CASINO-PRODUCT RELATED EXPENSES

CASINO PRODUCT RELATED	\$ 119,257.12	\$ 54,385.99
GENERIC SITE RELATED	157,661.00	96,046.09
TOTAL TO BE ALLOCATED	276,918.12	150,432.08
(a) ALLOCATED TO SLOTS	\$ 239,257.26	\$ 150,432.08
(b) ALLOCATED TO TABLES	37,660.86	-
	\$ 276,918.12	\$ 150,432.08

Check -->

C - TOTAL SITE OPERATING EXPENSE ALLOCATIONS

	Casino Fraser Downs	Casino Hastings
(a) ALLOCATED TO SLOTS	\$ 471,575.62	\$ 445,659.67
(b) ALLOCATED TO TABLES	37,660.86	<i>excluded</i> -
	\$ 509,236.48	\$ 445,659.67

Check -->

Alloc - Site Generic Costs

Horseman's Purse - Full Period Analysis & True-up
Detailed Financial Results (BEx Query)

OPERATING EXPENSES

SLOT PRODUCT RELATED
TABLE PRODUCT RELATED
CASINO PRODUCT RELATED (to be allocated)
GENERIC SITE RELATED (to be allocated)
BINGO PRODUCT RELATED (excluded)

34,149.73	232,318.36	295,227.59
2,553.95		
148,298.72	119,257.12	54,385.99
25,868,371.13	157,661.00	96,046.09
6,364.61		
26,059,738.14	509,236.48	445,659.67

Check -->

Cost Element	Description	Product Category	Overall Result	CCG Generic	Casino Fraser Downs	Casino Hastings
				BCLC/1299999	BCLC/1200060	BCLC/1200080
BCLCREVENUES	GAMING REVENUES	SLOTS	(16,499,516.57)	-	(11,343,214.36)	(5,156,302.21)
BCLCREVENUES	GAMING REVENUES	TABLES	(1,785,231.15)	-	(1,785,231.15)	-
BCLCREVENUES	GAMING REVENUES	Result	(18,284,747.72)	-	(13,128,445.51)	(5,156,302.21)
BCLCNET WIN	NET WIN	SLOTS	(16,499,516.57)	-	(11,343,214.36)	(5,156,302.21)
BCLCNET WIN	NET WIN	TABLES	(1,785,231.15)	-	(1,785,231.15)	-
BCLCNET WIN	NET WIN	Result	(18,284,747.72)	-	(13,128,445.51)	(5,156,302.21)
BCLCCOMMISSION	Commissions	SLOTS	4,817,385.99	-	3,299,937.99	1,517,448.00
BCLCCOMMISSION	Commissions	TABLES	894,402.76	-	894,402.76	-
BCLCCOMMISSION	Commissions	Result	5,711,788.75	-	4,194,340.75	1,517,448.00
BCLCEQPMT SUPP	Equipment & Supplies	SLOTS	2,895.85	-	1,275.26	1,620.59
BCLCEQPMT SUPP	Equipment & Supplies	TABLES	2,277.00	-	2,277.00	-
BCLCEQPMT SUPP	Equipment & Supplies	Result	5,172.85	-	3,552.26	1,620.59
BCLCEQUIPLANDL	Equipment Leases & L	SLOTS	148,083.75	-	143,647.50	4,436.25
BCLCEQUIPLANDL	Equipment Leases & L	TABLES	32,605.74	-	11,568.33	21,037.41
BCLCEQUIPLANDL	Equipment Leases & L	Result	180,689.49	-	155,215.83	25,473.66
BCLCDIR COSTS	DIRECT COSTS	SLOTS	4,968,365.59	-	3,444,860.75	1,523,504.84
BCLCDIR COSTS	DIRECT COSTS	TABLES	929,285.50	-	908,248.09	21,037.41
BCLCDIR COSTS	DIRECT COSTS	Result	5,897,651.09	-	4,353,108.84	1,544,542.25
BCLCOPER COST3	OPERATING COSTS	SLOTS	186,181.87	186,181.87	-	-
BCLCOPER COST3	OPERATING COSTS	TABLES	2,553.95	2,553.95	-	-
BCLCOPER COST3	OPERATING COSTS	BINGO PRODUCTS	6,364.61	6,364.61	-	-
BCLCOPER COST3	OPERATING COSTS	CASINO BU GENE	141,588.09	141,588.09	-	-
BCLCOPER COST3	OPERATING COSTS	Not assigned	16,931,554.63	16,803,265.18	67,598.51	60,690.94
BCLCOPER COST3	OPERATING COSTS	Result	17,268,243.15	17,139,953.70	67,598.51	60,690.94
BCLCOTHER INC3	OTHER INCOME	SLOTS	(152,032.14)	(152,032.14)	-	-
BCLCOTHER INC3	OTHER INCOME	CASINO BU GENE	6,710.63	6,710.63	-	-
BCLCOTHER INC3	OTHER INCOME	Not assigned	695,050.44	695,050.44	-	-
BCLCOTHER INC3	OTHER INCOME	Result	549,728.93	549,728.93	-	-
BCLCSPECL COST	SPECIAL OPERATING CO	Not assigned	(282,013.15)	(282,013.15)	-	-
BCLCSPECL COST	SPECIAL OPERATING CO	Result	(282,013.15)	(282,013.15)	-	-
BCLC/640050	I-Dep'n-Cas Sys & Eq	CASINO BU GENE	3,261,627.22	3,227,879.38	17,517.83	16,230.01
BCLC/640050	I-Dep'n-Cas Sys & Eq	Result	3,261,627.22	3,227,879.38	17,517.83	16,230.01
BCLC/640060	I-Dep'n-Slot Sys & Eq	SLOTS	6,145,975.22	6,145,975.22	-	-
BCLC/640060	I-Dep'n-Slot Sys & Eq	Result	6,145,975.22	6,145,975.22	-	-
BCLC/640070	I-Dep'n-Table Sys&Eq	CASINO BU GENE	328,656.66	328,656.66	-	-
BCLC/640070	I-Dep'n-Table Sys&Eq	Result	328,656.66	328,656.66	-	-
BCLC/640080	I-Dep'n-Bingo Game S	Not Assigned	27,938.04	27,938.04	-	-
BCLC/640080	I-Dep'n-Bingo Game S	Result	27,938.04	27,938.04	-	-
BCLC/64010	Assess-I-Lse Dep. Co	Not Assigned	28,551.06	-	20,499.29	8,051.77
BCLC/64010	Assess-I-Lse Dep. Co	Result	28,551.06	-	20,499.29	8,051.77
BCLC/64020	Assess-Lse Dep. Corp	Not Assigned	95,693.19	-	68,721.56	26,971.63
BCLC/64020	Assess-Lse Dep. Corp	Result	95,693.19	-	68,721.56	26,971.63
BCLC/64050	Assess-Lse Dep. Casi	CASINO BU GENE	(3,092,488.29)	(3,227,879.38)	97,235.11	38,155.98
BCLC/64050	Assess-Lse Dep. Casi	Result	(3,092,488.29)	(3,227,879.38)	97,235.11	38,155.98
BCLC/64060	Assess-Lse Dep. Slot	SLOTS	(5,618,429.27)	(6,145,975.22)	232,318.36	295,227.59
BCLC/64060	Assess-Lse Dep. Slot	Result	(5,618,429.27)	(6,145,975.22)	232,318.36	295,227.59
BCLC/64070	Assess-Lse Dep. Tble	CASINO BU GENE	(324,152.48)	(328,656.66)	4,504.18	-
BCLC/64070	Assess-Lse Dep. Tble	Result	(324,152.48)	(328,656.66)	4,504.18	-
BCLC/64080	Assess-Lse Dep. Bngo	Not Assigned	(26,764.65)	(27,938.04)	841.64	331.75
BCLC/64080	Assess-Lse Dep. Bngo	Result	(26,764.65)	(27,938.04)	841.64	331.75
BCLCIDEPRECIAT	I DEPRECIATION	Not assigned	826,606.70	-	441,637.97	384,968.73
BCLCIDEPRECIAT	I DEPRECIATION	Result	826,606.70	-	441,637.97	384,968.73
BCLCGST	INDIRECT TAXES	Not assigned	8,652,068.66	8,652,068.66	-	-
BCLCGST	INDIRECT TAXES	Result	8,652,068.66	8,652,068.66	-	-
BCLCINC STMNT3	INCOME STATEMENT I	SLOTS	(10,969,455.30)	34,149.73	(7,666,035.25)	(3,337,569.78)
BCLCINC STMNT3	INCOME STATEMENT I	TABLES	(853,391.70)	2,553.95	(876,983.06)	21,037.41
BCLCINC STMNT3	INCOME STATEMENT I	BINGO PRODUCTS	6,364.61	6,364.61	-	-
BCLCINC STMNT3	INCOME STATEMENT I	CASINO BU GENE	321,941.83	148,298.72	119,257.12	54,385.99
BCLCINC STMNT3	INCOME STATEMENT I	Not assigned	26,122,078.22	25,868,371.13	157,661.00	96,046.09
BCLCINC STMNT3	INCOME STATEMENT I	Result	14,627,537.66	26,059,738.14	(8,266,100.19)	(3,166,100.29)
0	0	0	-	-	-	-

HLG query

Status of Data 10/6/2014 05:09:58

Information

Author	C_DSWINNEN	Last Refreshed	10/6/2014 09:42:55
Current User	FBARTELLA	Key Date	10/6/2014
Last Changed by	JCALDWELL	Changed At	07/5/2014 12:15:14
InfoProvider	ZCCFL_M02	Status of Data	10/6/2014 05:09:58
Query Technical	ZCCFL_M02_Q0005	Relevance of Data	10/6/2014
Query Description	HLG query	Relevance of Data	5:09:58

Table

Profit Center	Product Category Key	SLOTS	TABLES	BINGO PRODUCT	Overall Result
		Total Amount CAD	Total Amount CAD	Total Amount CAD	Total Amount CAD
BCLC/1200010	Casino Billy Barker	(2,195,456)	(58,539)		(2,253,995)
BCLC/1200020	Hard Rock Casino Van	(22,322,573)	(8,429,742)		(30,752,315)
BCLC/1200030	Casino Cascades	(20,822,481)	(5,122,992)		(25,945,473)
BCLC/1200040	Casino of Rockies	(3,515,845)	(249,184)		(3,765,029)
BCLC/1200050	Casino Edgewater	(16,387,788)	(24,343,800)		(40,731,588)
BCLC/1200060	Casino Fraser Downs	(11,343,214)	(1,785,231)		(13,128,446)
BCLC/1200070	Casino Grand Villa	(27,651,208)	(19,836,737)		(47,487,945)
BCLC/1200080	Casino Hastings	(5,156,302)			(5,156,302)
BCLC/1200090	Casino Kamloops	(6,890,015)	(715,147)		(7,605,161)
BCLC/1200100	Casino Kelowna	(8,409,206)	(1,294,014)		(9,703,220)
BCLC/1200110	Casino Nanaimo	(9,750,902)	(706,550)		(10,457,452)
BCLC/1200120	Casino Penticton	(7,275,159)	(419,953)		(7,695,112)
BCLC/1200130	Casino River Rock	(37,665,432)	(64,294,999)		(101,960,432)
BCLC/1200140	Casino Starlight	(18,517,150)	(7,273,370)		(25,790,520)
BCLC/1200150	Casino Treasure Cove	(11,139,996)	(620,347)		(11,760,343)
BCLC/1200160	Casino Vernon	(9,478,635)	(273,916)		(9,752,550)
BCLC/1200170	Casino View Royal	(14,881,667)	(1,954,387)		(16,836,054)
BCLC/1200180	Chances Abbotsford	(3,806,315)		(143,174)	(3,949,488)
BCLC/1200190	Chances Campbell Rvr	(3,195,518)		(240,214)	(3,435,732)
BCLC/1200200	Chances Castlegar	(1,892,949)		(53,951)	(1,946,900)
BCLC/1200210	Chances Chilliwack	(5,616,274)		(1,344,063)	(6,960,337)
BCLC/1200220	Chances Courtenay	(3,837,065)		(216,279)	(4,053,344)
BCLC/1200230	Chances Cowichan	(3,097,122)		(486,778)	(3,583,900)
BCLC/1200240	Chances Dawson Creek	(3,455,347)		(151,608)	(3,606,954)
BCLC/1200250	Chances Fort St John	(4,296,690)	(79,598)	(78,486)	(4,454,774)
BCLC/1200260	Chances Kamloops	(3,164,819)		(885,073)	(4,049,893)
BCLC/1200270	Chances Kelowna	(8,009,846)		(1,792,705)	(9,802,551)
BCLC/1200280	Chances Maple Ridge	(4,587,263)		(661,569)	(5,248,832)
BCLC/1200290	Chances Mission	(2,308,611)		(185,768)	(2,494,380)
BCLC/1200300	Chances Pr. Rupert	(2,443,539)		(249,055)	(2,692,594)
BCLC/1200310	Chances RimRock	(1,900,136)		(285,838)	(2,185,974)
BCLC/1200320	Chances Signal Point	(2,435,234)		(294,620)	(2,729,853)
BCLC/1200330	Chances Squamish	(1,007,116)	(53)	(81,821)	(1,088,989)
BCLC/1200340	Chances Terrace	(3,000,237)		(255,401)	(3,255,638)
BCLC/1200350	CGC Langley	(484,660)		(1,368,648)	(1,853,308)
BCLC/1200360	CGC Newton			(1,417,200)	(1,417,200)
BCLC/1200370	Bingo Esquimalt			(921,593)	(921,593)
BCLC/1200380	Bingo Fairweather			(761,394)	(761,394)
BCLC/1200390	Bingo Harbour City			(1,275,000)	(1,275,000)
BCLC/1200400	Bingo Planet			(1,850,753)	(1,850,753)
BCLC/1200420	Bingo Penticton			(587,642)	(587,642)
BCLC/1200430	Bingo Victoria			(827,269)	(827,269)
BCLC/1200440	Bingo Treasure Cove			(2,216,784)	(2,216,784)
BCLC/1200450	Bingo Independent			(41,419)	(41,419)
Overall Result		(291,941,772)	(137,458,557)	(18,674,102)	(448,074,431)

Plan/Act./Var. w/o EIBV	Status:	10/06/2014	Page:	2/	3
Controlling Area	BCIC	BCIC/LTEC Controlling Area			
Profit Center/Group	1200060	Casino Fraser Downs			
Person responsible	Laurie Stewart				
Reporting period	4	6 / 2015			

Profit and loss accounts	Plan	Actual	Var. (abs.)	Var. (%)
*** GAMING REVENUES		13,128,445.51-	13,128,445.51-	
**** NET WIN		13,128,445.51-	13,128,445.51-	
*** Commissions		4,194,340.75	4,194,340.75	
*** Equipment & Supplies		3,552.26	3,552.26	
*** Equipment Leases & Licenses		155,215.83	155,215.83	
**** DIRECT COSTS		4,353,108.84	4,353,108.84	
*** OPERATING COSTS	80,104.39	67,598.51	12,505.88-	15.61-
**** Operating Costs	80,104.39	67,598.51	12,505.88-	15.61-
**** I-DEPRECIATION		441,637.97	441,637.97	
**** Total	80,104.39	8,266,100.19-	8,346,204.58-	10,419.16-

NO VALIDATE DETAILED SEX QUERIES

AB

✓

Plan/Act./Var. w/o EIBV	Status:	10/06/2014	Page:	2/	3
Controlling Area	BCLC	BCLC/LTEC ControllingArea			
Profit Center/Group	1200080	Casino Hastings			
Person responsible	Laurie Stewart				
Reporting period	4	6	2015		

Profit and loss accounts	Plan	Actual	Var. (abs.)	Var. (\$)
*** GAMING REVENUES		5,156,302.21-	D 5,156,302.21-	
**** NET WIN		5,156,302.21-	D 5,156,302.21-	
*** Commissions		1,517,448.00	D 1,517,448.00	
*** Equipment & Supplies		1,620.59	D 1,620.59	
*** Equipment Leases & Licenses		25,473.66	D 25,473.66	
**** DIRECT COSTS		1,544,542.25	D 1,544,542.25	
*** OPERATING COSTS	66,090.25	60,690.94	D 5,399.31-	8.17-
**** Operating Costs	66,090.25	60,690.94	D 5,399.31-	8.17-
**** I-DEPRECIATION		384,968.73	D 384,968.73	
***** Total	66,090.25	3,166,100.29-	D 3,232,190.54-	4,890.57-

70 VALIDATE DETAILED BEX QUERY

7B

cc

Plan/Act./Var. w/o EIBV	Status:	10/06/2014	Page:	2/	3
Controlling Area	BCLC	BCLC/LTEC ControllingArea			
Profit Center/Group	1299999	CCG Generic			
Person responsible	Monica Bohm				
Reporting period	4	6	2015		

Profit and loss accounts		Plan	Actual	Var. (abs.)	Var. (%)
*** GAMING SUPPORT COSTS	(Mgmt Forma	4,056,802.58	2,846,650.14	1,210,152.44-	29.83-
*** OPERATING COSTS	(Mgmt Forma	14,964,077.90	14,293,303.56	670,774.34-	4.48-
**** Operating Costs		19,020,880.48	17,139,953.70	1,880,926.78-	9.89-
**** OTHER INCOME	(Mgmt Forma	934,381.00	549,728.93	384,652.07-	41.17-
**** SPECIAL OPERATING COSTS			282,013.15-	282,013.15-	
**** I-DEPRECIATION		11,495,470.00		11,495,470.00-	100.00-
**** INDIRECT TAXES		9,493,065.34	8,652,068.66	840,996.68-	8.86-
***** Total		40,943,796.82	26,059,738.14	14,884,058.68-	36.35-

To UPDATE DEPRICED DEB QUERY

13

0.0

2,846,650.14 + ①
14,293,303.56 + ②
17,139,953.70 * Δ

0.0

0.0

British Columbia Lottery Corporation
Horseman's Purse - Interim Period Estimate for Payment
 June 29, 2014 to July 26, 2014 FP4

Casino Location	Fraser Downs Surrey	Hastings Park Vancouver	TOTAL
Slot Revenues	\$ 3,532,022.59	\$ 1,638,787.62	\$ 5,170,810.21
Slot Direct Costs			
Commissions	1,038,414.61	481,803.59	1,520,218.20
Equipment & Supplies	-	-	-
Equipment Leases	44,310.00	1,365.00	45,675.00
	1,082,724.61	483,168.59	1,565,893.20
Total Slot Contribution	\$ 2,449,297.98	\$ 1,155,619.03	\$ 3,604,917.01
Estimate Rate**, as factor of Total Slot Contribution:	20.50%	20.50%	
Horseman's Purse Estimate (rounded to \$10,000's)	\$ 500,000.00	\$ 240,000.00	\$ 740,000.00

** Estimation rate is intended to factor in the various operating expenses, depreciation and overhead required to reach Net Operating Profit, and then the approximate Horseman's Purse share amount. The 20.5% rate applied was determined based on analysis of historical Horseman's Purse share and Slot Contribution amounts.

Last edited by: Frank Bartella
 Last saved date: August 27, 2014

JB.
 COPY

Frank Bartella

From: Jake Cruise
Sent: Thursday, August 07, 2014 1:02 PM
To: Seabrook, Norine FIN:EX (Norine.Seabrook@gov.bc.ca); jpoon@gcgaming.com; Brian Butters; krao@gcgaming.com
Cc: Tricia Turner; Tom Powell; Frank Bartella
Subject: HMP Estimate for FP4
Attachments: FP4 Month 2015 HMP - GPEB.xlsx

Good afternoon,

Please see the attached for the HMP Estimate calculation for FP4 of FY2015.

	<u>HMP est for FP4 2015</u>
Fraser Downs Casino	\$500,000.00
Hastings Casino	\$240,000.00

Regards,

Jake Cruise, CA
Manager, Financial Reporting and Systems
Finance and Corporate Services
BCLC, 74 West Seymour Street, Kamloops, B.C. V2C 1E2

T 250 828 5506 F 800 637 0746 E jcruise@bclc.com

Connect with us : Twitter @BCLC | Twitter @BCLCGameSense | YouTube | Blog | bclc.com

Last year, more than \$1 billion generated by BCLC gambling activities went back into health care, education and community groups across B.C.

JB
copy

British Columbia Lottery Corporation
Horseman's Purse - Interim Period Estimate for Payment
 July 27, 2014 to August 23, 2014 **FP5**

Casino Location	Fraser Downs Surrey	Hastings Park Vancouver	TOTAL
Slot Revenues	\$ 3,274,615.38	\$ 1,468,205.16	\$ 4,742,820.54
Slot Direct Costs			
Commissions	962,988.90	431,904.35	1,394,893.25
Equipment & Supplies	1,275.26	1,620.59	2,895.85
Equipment Leases	44,310.00	1,365.00	45,675.00
	1,008,574.16	434,889.94	1,443,464.10
Total Slot Contribution	\$ 2,266,041.22	\$ 1,033,315.22	\$ 3,299,356.44
Estimate Rate**, as factor of Total Slot Contribution:	20.50%	20.50%	
Horseman's Purse Estimate (rounded to \$10,000's)	\$ 460,000.00	\$ 210,000.00	\$ 670,000.00

** Estimation rate is intended to factor in the various operating expenses, depreciation and overhead required to reach Net Operating Profit, and then the approximate Horseman's Purse share amount. The 20.5% rate applied was determined based on analysis of historical Horseman's Purse share and Slot Contribution amounts.

Last edited by: Frank Bartella
 Last saved date: August 28, 2014

FB
 Copy

Frank Bartella

From: Tricia Turner
Sent: Thursday, August 28, 2014 1:24 PM
To: Norine.seabrook@gov.bc.ca; jpoon@gcgaming.com; Brian Butters; krao@gcgaming.com
Cc: Tom Powell; Frank Bartella; Tricia Turner
Subject: HMP Estimate for FP5
Attachments: FP5 Month 2015 HMP - GPEB.xlsx

Good afternoon.

Please see the attached for the HMP Estimate calculation for FP5 of FY2015.

	<u>HMP est for FP5 2015</u>
Fraser Downs Casino	\$460,000.00
Hastings Casino	\$210,000.00

Tricia

Tricia Turner, CPA, CA
Senior Manager, Corporate Finance
Finance and Corporate Services
BCLC, 74 West Seymour Street, Kamloops, B.C. V2C 1E2
T 250 377 2077 F 250 828 5634 E tturner@bclc.com

Connect with us:
Twitter @BCLC | Twitter @BCLCGameSense | YouTube | Blog | bclc.com

Last year, more than \$1 billion generated by BCLC gambling activities went back into health care, education and community groups across B.C.

FB

Copy

Frank Bartella

From: Tom Powell
Sent: Thursday, October 02, 2014 3:00 PM
To: Norine.Seabrook@gov.bc.ca; jpoon@gcgaming.com; Brian Butters; krao@gcgaming.com
Cc: Frank Bartella; Tricia Turner
Subject: HMP Estimate for FP6
Attachments: FP6 Month 2015 HMP - GPEB.xlsm

Good afternoon,

Please see the attached for the HMP Estimate calculation for FP6 of FY2015.

	<u>HMP est for FP6 2015</u>	
Fraser Downs Casino	\$650,000.00	A
Hastings Casino	\$300,000.00	A

Regards,

Tom

FR

COPY

Information

Author	C_DSWINNEN	Last Refreshed	10/6/2014 11:11:53
Current User	FBARTELLA	Key Date	10/6/2014
Last Changed by	JCALDWELL	Changed At	07/5/2014 12:15:14
InfoProvider	ZCCFI_M02	Status of Data	10/6/2014 05:09:58
Query Technical Name	ZCCFI_M02_Q0005	Relevance of Data	10/6/2014
Query Description	HLG query	Relevance of Data	5:09:58

Table

Profit Center	Product Category Key	SLOTS	TABLES	BINGO PRODUCTS	Overall Result
		Total Amount CAD	Total Amount CAD	Total Amount CAD	Total Amount CAD
BCLC/1200010	Casino Billy Barker	(2,195,456)	(58,539)		(2,253,995)
BCLC/1200020	Hard Rock Casino Van	(22,322,573)	(8,429,742)		(30,752,315)
BCLC/1200030	Casino Cascades	(20,822,481)	(5,122,992)		(25,945,473)
BCLC/1200040	Casino of Rockies	(3,515,845)	(249,184)		(3,765,029)
BCLC/1200050	Casino Edgewater	(16,387,788)	(24,343,800)		(40,731,588)
BCLC/1200060	Casino Fraser Downs	(11,343,214)	(1,785,231)		(13,128,446)
BCLC/1200070	Casino Grand Villa	(27,651,208)	(19,836,737)		(47,487,945)
BCLC/1200080	Casino Hastings	(5,156,302)			(5,156,302)
BCLC/1200090	Casino Kamloops	(6,890,015)	(715,147)		(7,605,161)
BCLC/1200100	Casino Kelowna	(8,409,206)	(1,294,014)		(9,703,220)
BCLC/1200110	Casino Nanaimo	(9,750,902)	(706,550)		(10,457,452)
BCLC/1200120	Casino Penticton	(7,275,159)	(419,953)		(7,695,112)
BCLC/1200130	Casino River Rock	(37,665,432)	(64,294,999)		(101,960,432)
BCLC/1200140	Casino Starlight	(18,517,150)	(7,273,370)		(25,790,520)
BCLC/1200150	Casino Treasure Cove	(11,139,996)	(620,347)		(11,760,343)
BCLC/1200160	Casino Vernon	(9,478,635)	(273,916)		(9,752,550)
BCLC/1200170	Casino View Royal	(14,881,667)	(1,954,387)		(16,836,054)
BCLC/1200180	Chances Abbotsford	(3,806,315)		(143,174)	(3,949,488)
BCLC/1200190	Chances Campbell Rvr	(3,195,518)		(240,214)	(3,435,732)
BCLC/1200200	Chances Castlegar	(1,892,949)		(53,951)	(1,946,900)
BCLC/1200210	Chances Chilliwack	(5,616,274)		(1,344,063)	(6,960,337)
BCLC/1200220	Chances Courtenay	(3,837,065)		(216,279)	(4,053,344)
BCLC/1200230	Chances Cowichan	(3,097,122)		(486,778)	(3,583,900)
BCLC/1200240	Chances Dawson Creek	(3,455,347)		(151,608)	(3,606,954)
BCLC/1200250	Chances Fort St John	(4,296,690)	(79,598)	(78,486)	(4,454,774)
BCLC/1200260	Chances Kamloops	(3,164,819)		(885,073)	(4,049,893)
BCLC/1200270	Chances Kelowna	(8,009,846)		(1,792,705)	(9,802,551)
BCLC/1200280	Chances Maple Ridge	(4,587,263)		(661,569)	(5,248,832)
BCLC/1200290	Chances Mission	(2,308,611)		(185,768)	(2,494,380)
BCLC/1200300	Chances Pr. Rupert	(2,443,539)		(249,055)	(2,692,594)
BCLC/1200310	Chances RimRock	(1,900,136)		(285,838)	(2,185,974)
BCLC/1200320	Chances Signal Point	(2,435,234)		(294,620)	(2,729,853)
BCLC/1200330	Chances Squamish	(1,007,116)	(53)	(81,821)	(1,088,989)
BCLC/1200340	Chances Terrace	(3,000,237)		(255,401)	(3,255,638)
BCLC/1200350	CGC Langley	(484,660)		(1,368,648)	(1,853,308)
BCLC/1200360	CGC Newton			(1,417,200)	(1,417,200)
BCLC/1200370	Bingo Esquimalt			(921,593)	(921,593)
BCLC/1200380	Bingo Fairweather			(761,394)	(761,394)
BCLC/1200390	Bingo Harbour City			(1,275,000)	(1,275,000)
BCLC/1200400	Bingo Planet			(1,850,753)	(1,850,753)
BCLC/1200420	Bingo Penticton			(587,642)	(587,642)
BCLC/1200430	Bingo Victoria			(827,269)	(827,269)
BCLC/1200440	Bingo Treasure Cove			(2,216,784)	(2,216,784)
BCLC/1200450	Bingo Independent			(41,419)	(41,419)
Overall Result		(291,941,772)	(137,458,557)	(18,674,102)	(448,074,431)

British Columbia Lottery Corporation
Horseman's Purse - Full Period Analysis & True-up
September 28, 2014 to December 27, 2014
Q3

Casino	Fraser Downs	Hastings Park	TOTAL
<i>Location</i>	<i>Surrey</i>	<i>Vancouver</i>	
Slot Revenues	\$ 10,857,785.16	\$ 4,436,242.83	\$ 15,294,027.99
Slot Direct Costs			
Commissions	3,060,175.71	1,291,322.35	4,351,498.06
Equipment & Supplies	-	-	-
Equipment Leases	119,625.00	1,462.50	121,087.50
Total Slot Direct costs	3,179,800.71	1,292,784.85	4,472,585.56
Total Slot Contribution	7,677,984.45	3,143,457.98	10,821,442.43
Operating & Support Expenses			
Facility Operating Expenses	475,507.39	445,813.27	921,320.66
Corporate Overhead & Support Expenses	670,548.59	273,970.83	944,519.42
Total Operating & Support Expenses	1,146,055.98	719,784.10	1,865,840.08
Net Operating Profit From Slots	\$ 6,531,928.47	\$ 2,423,673.88	\$ 8,955,602.35
Horseman's Purse for Q3 (25% Share)	\$ 1,632,982.12	\$ 605,918.47	\$ 2,238,900.59
True-up for Estimates Previously Submitted			
For FP7 (September 28, 2014 to October 25, 2014)	510,000.00	190,000.00	700,000.00
For FP8 (October 26, 2014 to November 22, 2014)	470,000.00	190,000.00	660,000.00
Total remaining balance to be Remitted for FP9	\$ 652,982.12	\$ 225,918.47	\$ 878,900.59

British Columbia Lottery Corporation
Horseman's Purse - Full Period Analysis & True-up
September 28, 2014 to December 27, 2014
Q3

Casino Location	Fraser Downs Surrey	Hastings Park Vancouver	TOTAL
Slot Revenues	\$ 10,857,785.16	\$ 4,436,242.83	\$ 15,294,027.99
Slot Direct Costs			
Commissions	3,060,175.71	1,291,322.35	4,351,498.06
Equipment & Supplies			
Equipment Leases	119,625.00	1,462.50	121,087.50
Total Slot Direct costs	3,179,800.71	1,292,784.85	4,472,585.56
Total Slot Contribution	7,677,984.45	3,143,457.98	10,821,442.43
Operating & Support Expenses			
Facility Operating Expenses	475,507.39	445,813.27	921,320.66
Corporate Overhead & Support Expenses	670,548.59	273,970.83	944,519.42
Total Operating & Support Expenses	1,146,055.98	719,784.10	1,865,840.08
Net Operating Profit From Slots	\$ 6,531,928.47	\$ 2,423,673.88	\$ 8,955,602.35
Horseman's Purse for Q3 (25% Share)	\$ 1,632,982.12	\$ 605,918.47	\$ 2,238,900.59
True-up for Estimates Previously Submitted			
For FP7 (September 28, 2014 to October 25, 2014)	510,000.00	190,000.00	700,000.00
For FP8 (October 26, 2014 to November 22, 2014)	470,000.00	190,000.00	660,000.00
Total remaining balance to be Remitted for FP9	\$ 652,982.12	\$ 225,918.47	\$ 878,900.59

FP9 ESTIMATE

FY 2015 Q2 ACTUAL
FY 2014 Q3 ACTUAL

\$ 1,691,665.76 \$ 721,767.06 \$ 2,413,432.82
\$ 1,520,708.03 \$ 615,930.57 \$ 2,136,638.60

AMOUNTS LOOK REASONABLE AS COMPARED TO PREVIOUS QUARTERS
PARTICULARLY COMPARED TO SAME QTR LAST YEAR.

Prepared by
FB Jan 8, 2015

Reviewed by
Bob Hill
Jan 8/15

2nd Review
M. Walsh

Horseman's Purse - Full Period Analysis & True-up **BEX QUERY DETAILS AND FILTERS**

The tables below are the various Query variables and filter used to generate the HLG Query data.
 Also shown is when the Query was executed, and the last refresh of data from SAP.

Information

Author	C_DSWINNEN
Current User	FBARTELLA
Last Changed by	JCALDWELL
InfoProvider	ZCCFI_M02
Query Technical Name	ZCCFI_M02_Q0005
Query Description	HLG query
Last Refreshed	01/7/2015 11:18:13 ✓✓
Key Date	01/7/2015
Changed At	07/5/2014 12:15:14
Status of Data	01/7/2015 04:59:00 ✓
Relevance of Data (Date)	01/7/2015
Relevance of Data (Time)	4:59:00

DETAILS FOR "BEx Query Table Sites" QUERY

Filter

Company code	
Cost Element	BCLCINC_STMNT3 INCOME STATEMENT IFRS (M
Delivery Method	
Fiscal Quarter	
Fiscal year	
G/L Account	
Key Figures	
Posting period	
Prod Subbrand SAP Ky	
Product Category Ke	
Product Brand Key	
Product Division Key	CASINO PRODUCTS, Not assigned, BINGO PRODUC
Profit Center	BCLC/1299999 CCG Generic, BCLC/1200060 Fraser
Segment - historical	

DETAILS FOR "BEx Query Table CCG Rev" QUERY

Filter

Company code	
Cost Element	BCLCREVENUES GAMING REVENUES
Delivery Method	
Fiscal Quarter	
Fiscal year	
G/L Account	
Key Figures	
Posting period	
Prod Subbrand SAP Ky	
Product Category Ke	
Product Brand Key	
Product Division Key	CASINO PRODUCTS, Not assigned, BINGO PRODUCTS
Profit Center	BCLCPSTD_50000 Casino & Community Gaming
Segment - historical	

Query Variables & Fixed Restricted values

CompanyCode	DO NOT USE - BCLC & Other Jurisdiction
Profit Center Hierarchy	Casino & Community G
Profit Center Group	OCT..DEC ✓✓
Fiscal Year/Periods	BCLC Chart of accounts
Chart of accounts	BCLC, PlayNow Subsidiary, LTEC
Company code	Company code currency
Currency Type	Z1/007/2015..Z1/009/2015 ✓✓
Fiscal year/period	BCLC 4-4-5 variant
Fiscal Year Variant]COFI-Real time updat[
G/L Account	Casino & Community G
Profit Center	0
Version	10

Query Variables & Fixed Restricted values

CompanyCode	DO NOT USE - BCLC & Other Jurisdictions
Profit Center Hierarchy	Casino & Community G
Profit Center Group	OCT..DEC ✓✓
Fiscal Year/Periods	BCLC Chart of accounts
Chart of accounts	BCLC, PlayNow Subsidiary, LTEC
Company code	Company code currency
Currency Type	Z1/007/2015..Z1/009/2015 ✓✓
Fiscal year/period	BCLC 4-4-5 variant
Fiscal Year Variant]COFI-Real time updat[
G/L Account	Casino & Community G
Profit Center	0
Version	10

BEX QUERY PROPERTIES

Horseman's Purse - Full Period Analysis & True-up Allocation Of CCG Overhead & Support Expenses

The purpose of this analysis is calculate the allocation rates used to allocate the Generic (non-site) operating expense to Sites. This is achieved by segregating the Expenses based on their Product coding, and dividing by the appropriate Revenue amount. "Poker" is not segregated out for Operating Expenses, as these expenses are only recognized down to "Slots" or "Tables" at the lowest product level.

Cost Element	Description	SLOTS	TABLES	CASINO BU GENER	BINGO PRODUCTS	Not Assigned	TOTAL EXPENSE
BCLCOPER_COST	OPERATING COSTS (Mgmt)	D 717,308.72	D 12,056.25	D 151,725.40	D 14,766.89	D 15,206,056.53	16,101,913.79
BCLCOTHER_INC3	OTHER INCOME	D (15,698.62)	-	D 1,633.97	-	D 1,238,703.04	1,224,638.39
BCLCINTER_COMF	INTER COMPANY LEASES	-	-	-	-	-	-
BCLCSPECL_COST	SPECIAL OPERATING COSTS	-	-	-	-	D 2,340.97	2,340.97
BCLCIDEPRECIAT	I DEPRECIATION	-	-	-	-	-	-
BCLCGST	INDIRECT TAXES	-	-	-	-	D 8,991,587.50	8,991,587.50
BCLCINC_STMNT3	Overall Result	D 701,610.10	D 12,056.25	D 153,359.37	D 14,766.89	D 25,438,688.04	26,320,480.65
Variance to Query -->		-	-	-	-	-	-

Add/Deduct adjustments to Generic OH & Support (see back-up provided)							
Adjusted Result	701,610.10	12,056.25	153,359.37	14,766.89	25,438,688.04	D 26,320,480.65	

	SLOTS	TABLES	CASINO	BINGO	TOTAL REVENUE
TOTAL CONSOLIDATED CCG REVENUES	E 277,891,915.78	E 136,050,715.42	413,942,631.20	E 18,231,801.21	432,174,432.41

ALLOCATION RATES FOR CCG GENERIC OPERATING EXPENSES Allocated based on Site Revenue	0.25248%	0.00886%	0.03705%	5.88621%
	(A)	(B)	(C)	(D)

BINGO EXCLUDED

AS PER TO DMC ✓

$$= A + B$$

REVENUES	Casino Fraser Downs BCLC/1200040	Casino Hastings BCLC/1200120
SLOTS	\$ 10,857,785.16	\$ 4,436,242.83
TABLES	1,770,100.53	1,770,100.53
TOTAL REVENUE	\$ 12,627,885.69	\$ 4,436,242.83

Check -->

Allocation rate for Slot Product related expenses

	Casino Fraser Downs	Casino Hastings
(a) ALLOCATED TO SLOTS	(A) \$ 27,413.74	(D) \$ 11,200.63

Allocation rate for Table Product related expenses

(b) ALLOCATED TO TABLES	(B) \$ 156.83	\$ -
-------------------------	---------------	------

Allocation rate for Casino Product related expenses

(a) ALLOCATED TO SLOTS	(C) \$ 4,022.81	\$ 1,643.63
(b) ALLOCATED TO TABLES	(C) 655.82	-
	\$ 4,678.63	\$ 1,643.63

Allocation rate for Generic Corporate OH & Support expenses

(a) ALLOCATED TO SLOTS	(D) \$ 639,112.04	\$ 261,126.57
(b) ALLOCATED TO TABLES	(D) 104,191.83	-
	\$ 743,303.87	\$ 261,126.57

TOTAL OVERHEAD & SUPPORT OPERATING EXPENSE ALLOCATIONS

	Casino Fraser Downs	Casino Hastings
(a) ALLOCATED TO SLOTS	\$ 670,548.59	\$ 273,970.83
(b) ALLOCATED TO TABLES	105,004.48	-
	\$ 775,553.07	\$ 273,970.83

Check -->

Q NO ADJUSTMENT THIS QTR - ONLY AT Q1 DUE TO LATE ENTRY AFTER LAST FISCAL YEAR CLOSED.

RETURN Q2 TO ENSURE NO LATE ENTRIES - CONFIRMED
SEE - B10 - B20 ✓

Horseman's Purse - Full Period Analysis & True-up
Detailed Financial Results (BEX Query)

OPERATING EXPENSES

SLOT PRODUCT RELATED	34,149.73	232,318.36	295,227.59
TABLE PRODUCT RELATED	2,553.95	-	-
CASINO PRODUCT RELATED (to be allocated)	148,298.72	119,257.12	54,385.99
GENERIC SITE RELATED (to be allocated)	25,868,371.13	157,661.00	96,046.09
BINGO PRODUCT RELATED (excluded)	6,364.61	-	-
	26,059,738.14	509,236.48	445,659.67

Check -->

			Overall Result	CCG Generic	Casino Fraser Downs	Casino Hastings
				BCLC/1299999	BCLC/1200060	BCLC/1200080
Cost Element	Description	Product Category				
BCLCREVENUES	GAMING REVENUES	SLOTS	(16,499,516.57)	-	(11,343,214.36)	(5,156,302.21)
BCLCREVENUES	GAMING REVENUES	TABLES	(1,785,231.15)	-	(1,785,231.15)	-
BCLCREVENUES	GAMING REVENUES	Result	(18,284,747.72)	-	(13,128,445.51)	(5,156,302.21)
BCLCNET WIN	NET WIN	SLOTS	(16,499,516.57)	-	(11,343,214.36)	(5,156,302.21)
BCLCNET WIN	NET WIN	TABLES	(1,785,231.15)	-	(1,785,231.15)	-
BCLCNET WIN	NET WIN	Result	(18,284,747.72)	-	(13,128,445.51)	(5,156,302.21)
BCLCCOMMISSION	Commissions	SLOTS	4,817,385.99	-	3,299,937.99	1,517,448.00
BCLCCOMMISSION	Commissions	TABLES	894,402.76	-	894,402.76	-
BCLCCOMMISSION	Commissions	Result	5,711,788.75	-	4,194,340.75	1,517,448.00
BCLCEQPMT SUPP	Equipment & Supplies	SLOTS	2,895.85	-	1,275.26	1,620.59
BCLCEQPMT SUPP	Equipment & Supplies	TABLES	2,277.00	-	2,277.00	-
BCLCEQPMT SUPP	Equipment & Supplies	Result	5,172.85	-	3,552.26	1,620.59
BCLCEQUIPLANDL	Equipment Leases & L	SLOTS	148,083.75	-	143,647.50	4,436.25
BCLCEQUIPLANDL	Equipment Leases & L	TABLES	32,605.74	-	11,568.33	21,037.41
BCLCEQUIPLANDL	Equipment Leases & L	Result	180,689.49	-	155,215.83	25,473.66
BCLCDIR COSTS	DIRECT COSTS	SLOTS	4,968,365.59	-	3,444,860.75	1,523,504.84
BCLCDIR COSTS	DIRECT COSTS	TABLES	929,285.50	-	908,248.09	21,037.41
BCLCDIR COSTS	DIRECT COSTS	Result	5,897,651.09	-	4,353,108.84	1,544,542.25
BCLCOPER COST3	OPERATING COSTS	SLOTS	186,181.87	186,181.87	-	-
BCLCOPER COST3	OPERATING COSTS	TABLES	2,553.95	2,553.95	-	-
BCLCOPER COST3	OPERATING COSTS	BINGO PRODUCTS	6,364.61	6,364.61	-	-
BCLCOPER COST3	OPERATING COSTS	CASINO BU GENE	141,588.09	141,588.09	-	-
BCLCOPER COST3	OPERATING COSTS	Not assigned	16,931,554.63	16,803,265.18	67,598.51	60,690.94
BCLCOPER COST3	OPERATING COSTS	Result	17,268,243.15	17,139,953.70	67,598.51	60,690.94
BCLCOTHER INC3	OTHER INCOME	SLOTS	(152,032.14)	(152,032.14)	-	-
BCLCOTHER INC3	OTHER INCOME	CASINO BU GENE	6,710.63	6,710.63	-	-
BCLCOTHER INC3	OTHER INCOME	Not assigned	695,050.44	695,050.44	-	-
BCLCOTHER INC3	OTHER INCOME	Result	549,728.93	549,728.93	-	-
BCLCSPECL COST	SPECIAL OPERATING CO	Not assigned	(282,013.15)	(282,013.15)	-	-
BCLCSPECL COST	SPECIAL OPERATING CO	Result	(282,013.15)	(282,013.15)	-	-
BCLC/640050	I-Dep'n-Cas Sys & Eq	CASINO BU GENE	3,261,627.22	3,227,879.38	17,517.83	16,230.01
BCLC/640050	I-Dep'n-Cas Sys & Eq	Result	3,261,627.22	3,227,879.38	17,517.83	16,230.01
BCLC/640060	I-Dep'n-Slot Sys &Eq	SLOTS	6,145,975.22	6,145,975.22	-	-
BCLC/640060	I-Dep'n-Slot Sys &Eq	Result	6,145,975.22	6,145,975.22	-	-
BCLC/640070	I-Dep'n-Table Sys&Eq	CASINO BU GENE	328,656.66	328,656.66	-	-
BCLC/640070	I-Dep'n-Table Sys&Eq	Result	328,656.66	328,656.66	-	-
BCLC/640080	I-Dep'n-Bingo Game S	Not Assigned	27,938.04	27,938.04	-	-
BCLC/640080	I-Dep'n-Bingo Game S	Result	27,938.04	27,938.04	-	-
BCLC/864010	Assess-I-Lse Dep. Co	Not Assigned	28,551.06	-	20,499.29	8,051.77
BCLC/864010	Assess-I-Lse Dep. Co	Result	28,551.06	-	20,499.29	8,051.77
BCLC/864020	Assess-Lse Dep. Corp	Not Assigned	95,693.19	-	68,721.56	26,971.63
BCLC/864020	Assess-Lse Dep. Corp	Result	95,693.19	-	68,721.56	26,971.63
BCLC/864050	Assess-Lse Dep. Casi	CASINO BU GENE	(3,092,488.29)	(3,227,879.38)	97,235.11	38,155.98
BCLC/864050	Assess-Lse Dep. Casi	Result	(3,092,488.29)	(3,227,879.38)	97,235.11	38,155.98
BCLC/864060	Assess-Lse Dep. Slot	SLOTS	(5,618,429.27)	(6,145,975.22)	232,318.36	295,227.59
BCLC/864060	Assess-Lse Dep. Slot	Result	(5,618,429.27)	(6,145,975.22)	232,318.36	295,227.59
BCLC/864070	Assess-Lse Dep. Tble	CASINO BU GENE	(324,152.48)	(328,656.66)	4,504.18	-
BCLC/864070	Assess-Lse Dep. Tble	Result	(324,152.48)	(328,656.66)	4,504.18	-
BCLC/864080	Assess-Lse Dep. Bngo	Not Assigned	(26,764.65)	(27,938.04)	841.64	331.75
BCLC/864080	Assess-Lse Dep. Bngo	Result	(26,764.65)	(27,938.04)	841.64	331.75
BCLCIDEPRECIAT	I DEPRECIATION	Not assigned	826,606.70	-	441,637.97	384,968.73
BCLCIDEPRECIAT	I DEPRECIATION	Result	826,606.70	-	441,637.97	384,968.73
BCLCGST	INDIRECT TAXES	Not assigned	8,652,068.66	8,652,068.66	-	-
BCLCGST	INDIRECT TAXES	Result	8,652,068.66	8,652,068.66	-	-
BCLCINC STMNT3	INCOME STATEMENT I	SLOTS	(10,969,455.30)	34,149.73	(7,666,035.25)	(3,337,569.78)
BCLCINC STMNT3	INCOME STATEMENT I	TABLES	(853,391.70)	2,553.95	(876,983.06)	21,037.41
BCLCINC STMNT3	INCOME STATEMENT I	BINGO PRODUCTS	6,364.61	6,364.61	-	-
BCLCINC STMNT3	INCOME STATEMENT I	CASINO BU GENE	321,941.83	148,298.72	119,257.12	54,385.99
BCLCINC STMNT3	INCOME STATEMENT I	Not assigned	26,122,078.22	25,868,371.13	157,661.00	96,046.09
BCLCINC STMNT3	INCOME STATEMENT I	Result	14,627,537.66	26,059,738.14	(8,266,100.19)	(3,166,100.29)
0	0	0	-	-	-	-

Q2

AS ORIGINALLY REPORTED

7P

Horseman's Purse - Full Period Analysis & True-up
Detailed Financial Results (BEx Query)

OPERATING EXPENSES

SLOT PRODUCT RELATED	34,149.73	232,318.36	295,227.59
TABLE PRODUCT RELATED	2,553.95	-	-
CASINO PRODUCT RELATED (to be allocated)	148,298.72	119,257.12	54,385.99
GENERIC SITE RELATED (to be allocated)	25,868,371.13	157,661.00	96,046.09
BINGO PRODUCT RELATED (excluded)	6,364.61	-	-
	26,059,738.14	509,236.48	445,659.67

Check -->

			Overall Result	CCG Generic	Casino Fraser Downs	Casino Hastings
				BCLC/1299999	BCLC/1200060	BCLC/1200080
Cost Element	Description	Product Category				
BCLCREVENUES	GAMING REVENUES	SLOTS	(16,499,516.57)	-	(11,343,214.36)	(5,156,302.21)
BCLCREVENUES	GAMING REVENUES	TABLES	(1,785,231.15)	-	(1,785,231.15)	-
BCLCREVENUES	GAMING REVENUES	Result	(18,284,747.72)	-	(13,128,445.51)	(5,156,302.21)
BCLCNET WIN	NET WIN	SLOTS	(16,499,516.57)	-	(11,343,214.36)	(5,156,302.21)
BCLCNET WIN	NET WIN	TABLES	(1,785,231.15)	-	(1,785,231.15)	-
BCLCNET WIN	NET WIN	Result	(18,284,747.72)	-	(13,128,445.51)	(5,156,302.21)
BCLCCOMMISSION	Commissions	SLOTS	4,817,385.99	-	3,299,937.99	1,517,448.00
BCLCCOMMISSION	Commissions	TABLES	894,402.76	-	894,402.76	-
BCLCCOMMISSION	Commissions	Result	5,711,788.75	-	4,194,340.75	1,517,448.00
BCLCEQPMT SUPP	Equipment & Supplies	SLOTS	2,895.85	-	1,275.26	1,620.59
BCLCEQPMT SUPP	Equipment & Supplies	TABLES	2,277.00	-	2,277.00	-
BCLCEQPMT SUPP	Equipment & Supplies	Result	5,172.85	-	3,552.26	1,620.59
BCLCEQUIPLANDL	Equipment Leases & L	SLOTS	148,083.75	-	143,647.50	4,436.25
BCLCEQUIPLANDL	Equipment Leases & L	TABLES	32,605.74	-	11,568.33	21,037.41
BCLCEQUIPLANDL	Equipment Leases & L	Result	180,689.49	-	155,215.83	25,473.66
BCLCDIR COSTS	DIRECT COSTS	SLOTS	4,968,365.59	-	3,444,860.75	1,523,504.84
BCLCDIR COSTS	DIRECT COSTS	TABLES	929,285.50	-	908,248.09	21,037.41
BCLCDIR COSTS	DIRECT COSTS	Result	5,897,651.09	-	4,353,108.84	1,544,542.25
BCLCOPER COST3	OPERATING COSTS	SLOTS	186,181.87	186,181.87	-	-
BCLCOPER COST3	OPERATING COSTS	TABLES	2,553.95	2,553.95	-	-
BCLCOPER COST3	OPERATING COSTS	BINGO PRODUCTS	6,364.61	6,364.61	-	-
BCLCOPER COST3	OPERATING COSTS	CASINO BU GENE	141,588.09	141,588.09	-	-
BCLCOPER COST3	OPERATING COSTS	Not assigned	16,931,554.63	16,803,265.18	67,598.51	60,690.94
BCLCOPER COST3	OPERATING COSTS	Result	17,268,243.15	17,139,953.70	67,598.51	60,690.94
BCLCOTHER INC3	OTHER INCOME	SLOTS	(152,032.14)	(152,032.14)	-	-
BCLCOTHER INC3	OTHER INCOME	CASINO BU GENE	6,710.63	6,710.63	-	-
BCLCOTHER INC3	OTHER INCOME	Not assigned	695,050.44	695,050.44	-	-
BCLCOTHER INC3	OTHER INCOME	Result	549,728.93	549,728.93	-	-
BCLCSPECL COST	SPECIAL OPERATING CO	Not assigned	(282,013.15)	(282,013.15)	-	-
BCLCSPECL COST	SPECIAL OPERATING CO	Result	(282,013.15)	(282,013.15)	-	-
BCLC/640050	I-Dep'n-Cas Sys & Eq	CASINO BU GENE	3,261,627.22	3,227,879.38	17,517.83	16,230.01
BCLC/640050	I-Dep'n-Cas Sys & Eq	Result	3,261,627.22	3,227,879.38	17,517.83	16,230.01
BCLC/640060	I-Dep'n-Slot Sys & Eq	SLOTS	6,145,975.22	6,145,975.22	-	-
BCLC/640060	I-Dep'n-Slot Sys & Eq	Result	6,145,975.22	6,145,975.22	-	-
BCLC/640070	I-Dep'n-Table Sys&Eq	CASINO BU GENE	328,656.66	328,656.66	-	-
BCLC/640070	I-Dep'n-Table Sys&Eq	Result	328,656.66	328,656.66	-	-
BCLC/640080	I-Dep'n-Bingo Game S	Not Assigned	27,938.04	27,938.04	-	-
BCLC/640080	I-Dep'n-Bingo Game S	Result	27,938.04	27,938.04	-	-
BCLC/864010	Assess-I-Lse Dep. Co	Not Assigned	28,551.06	-	20,499.29	8,051.77
BCLC/864010	Assess-I-Lse Dep. Co	Result	28,551.06	-	20,499.29	8,051.77
BCLC/864020	Assess-Lse Dep. Corp	Not Assigned	95,693.19	-	68,721.56	26,971.63
BCLC/864020	Assess-Lse Dep. Corp	Result	95,693.19	-	68,721.56	26,971.63
BCLC/864050	Assess-Lse Dep. Casi	CASINO BU GENE	(3,092,488.29)	(3,227,879.38)	97,235.11	38,155.98
BCLC/864050	Assess-Lse Dep. Casi	Result	(3,092,488.29)	(3,227,879.38)	97,235.11	38,155.98
BCLC/864060	Assess-Lse Dep. Slot	SLOTS	(5,618,429.27)	(6,145,975.22)	232,318.36	295,227.59
BCLC/864060	Assess-Lse Dep. Slot	Result	(5,618,429.27)	(6,145,975.22)	232,318.36	295,227.59
BCLC/864070	Assess-Lse Dep. Tble	CASINO BU GENE	(324,152.48)	(328,656.66)	4,504.18	-
BCLC/864070	Assess-Lse Dep. Tble	Result	(324,152.48)	(328,656.66)	4,504.18	-
BCLC/864080	Assess-Lse Dep. Bngo	Not Assigned	(26,764.65)	(27,938.04)	841.64	331.75
BCLC/864080	Assess-Lse Dep. Bngo	Result	(26,764.65)	(27,938.04)	841.64	331.75
BCLCIDEPRECIAT	I DEPRECIATION	Not assigned	826,606.70	-	441,637.97	384,968.73
BCLCIDEPRECIAT	I DEPRECIATION	Result	826,606.70	-	441,637.97	384,968.73
BCLCGST	INDIRECT TAXES	Not assigned	8,652,068.66	8,652,068.66	-	-
BCLCGST	INDIRECT TAXES	Result	8,652,068.66	8,652,068.66	-	-
BCLCINC STMNT3	INCOME STATEMENT I	SLOTS	(10,969,455.30)	34,149.73	(7,666,035.25)	(3,337,569.78)
BCLCINC STMNT3	INCOME STATEMENT I	TABLES	(853,391.70)	2,553.95	(876,983.06)	21,037.41
BCLCINC STMNT3	INCOME STATEMENT I	BINGO PRODUCTS	6,364.61	6,364.61	-	-
BCLCINC STMNT3	INCOME STATEMENT I	CASINO BU GENE	321,941.83	148,298.72	119,257.12	54,385.99
BCLCINC STMNT3	INCOME STATEMENT I	Not assigned	26,122,078.22	25,868,371.13	157,661.00	96,046.09
BCLCINC STMNT3	INCOME STATEMENT I	Result	14,627,537.66	26,059,738.14	(8,266,100.19)	(3,166,100.29)
0	0	0	-	-	-	-

8-Jan-15

Q2 RERUN - NO CHANGE FROM ORIGINAL REPORT ✓

T.B

B20

Horseman's Purse - Full Period Analysis & True-up **Allocation Of Site Operating Expenses**

The purpose of this analysis is to allocate the non-product and Casino-product related operating expense incurred at each site, and allocated them to either "Tables" or "Slots" based on % of Revenue for each Product.

REVENUES	Casino Fraser Downs BCLC/1200060	Casino Hastings BCLC/1200080	
SLOTS	\$ 10,857,785.16	\$ 4,436,242.83	\$ 15,294,027.99
TABLES	\$ 1,770,100.53	\$ -	\$ 1,770,100.53
TOTAL REVENUE	\$ 12,627,885.69	\$ 4,436,242.83	\$ 17,064,128.52

Check -->

	TOTAL CASINO REVENUE MIX	
SLOTS	86.0%	100.0%
TABLES	14.0%	0.0%
	100.0%	100.0%

A - SLOT- & TABLE-PRODUCT RELATED EXPENSES

	Casino Fraser Downs	Casino Hastings
(a) SLOT PRODUCT RELATED	\$ 232,710.85	\$ 295,726.38
(b) TABLE PRODUCT RELATED	-	-

B - NON-PRODUCT & CASINO-PRODUCT RELATED EXPENSES

CASINO PRODUCT RELATED	\$ 122,271.79	\$ 51,884.23
GENERIC SITE RELATED	\$ 160,049.77	\$ 98,202.66
TOTAL TO BE ALLOCATED	282,321.56	150,086.89
(a) ALLOCATED TO SLOTS	\$ 242,796.54	\$ 150,086.89
(b) ALLOCATED TO TABLES	39,525.02	-
	\$ 282,321.56	\$ 150,086.89

Check -->

C - TOTAL SITE OPERATING EXPENSE ALLOCATIONS

	Casino Fraser Downs	Casino Hastings
(a) ALLOCATED TO SLOTS	\$ 475,507.39	\$ 445,813.27
(b) ALLOCATED TO TABLES	39,525.02	excluded
	\$ 515,032.41	\$ 445,813.27

Check -->

Alloc - Site Generic Costs

Horseman's Purse - Full Period Analysis & True-up
Detailed Financial Results (BEX Query)

OPERATING EXPENSES

SLOT PRODUCT RELATED
TABLE PRODUCT RELATED
CASINO PRODUCT RELATED (to be allocated)
GENERIC SITE RELATED (to be allocated)
BINGO PRODUCT RELATED (excluded)

701,610.10	232,710.85	295,726.38
12,056.25	-	-
153,359.37	122,271.79	51,884.23
25,438,688.04	160,049.77	98,202.66
14,766.89	-	-
26,320,480.65	515,032.41	445,813.27

Check -->

			Overall Result	CCG Generic	Casino Fraser Downs	Casino Hastings
				BCLC/1299999	BCLC/1200060	BCLC/1200080
Cost Element	Description	Product Category				
BCLCREVENUES	GAMING REVENUES	SLOTS	(15,294,027.99)	-	(10,857,785.16)	(4,436,242.83)
BCLCREVENUES	GAMING REVENUES	TABLES	(1,770,100.53)	-	(1,770,100.53)	-
BCLCREVENUES	GAMING REVENUES	Result	(17,064,128.52)	-	(12,627,885.69)	(4,436,242.83)
BCLCNET WIN	NET WIN	SLOTS	(15,294,027.99)	-	(10,857,785.16)	(4,436,242.83)
BCLCNET WIN	NET WIN	TABLES	(1,770,100.53)	-	(1,770,100.53)	-
BCLCNET WIN	NET WIN	Result	(17,064,128.52)	-	(12,627,885.69)	(4,436,242.83)
BCLCCOMMISSION	Commissions	SLOTS	4,351,498.06	-	3,060,175.71	1,291,322.35
BCLCCOMMISSION	Commissions	TABLES	890,058.51	-	890,058.51	-
BCLCCOMMISSION	Commissions	Result	5,241,556.57	-	3,950,234.22	1,291,322.35
BCLCEQPMT SUPP	Equipment & Supplies	TABLES	11,666.68	-	11,666.68	-
BCLCEQPMT SUPP	Equipment & Supplies	Result	11,666.68	-	11,666.68	-
BCLCEQUIPLANDL	Equipment Leases & L	SLOTS	121,087.50	-	119,625.00	1,462.50
BCLCEQUIPLANDL	Equipment Leases & L	TABLES	1,773.85	-	22,811.26	(21,037.41)
BCLCEQUIPLANDL	Equipment Leases & L	Result	122,861.35	-	142,436.26	(19,574.91)
BCLCDIR COSTS	DIRECT COSTS	SLOTS	4,472,585.56	-	3,179,800.71	1,292,784.85
BCLCDIR COSTS	DIRECT COSTS	TABLES	903,499.04	-	924,536.45	(21,037.41)
BCLCDIR COSTS	DIRECT COSTS	Result	5,376,084.60	-	4,104,337.16	1,271,747.44
BCLCOPER COST3	OPERATING COSTS	SLOTS	717,308.72	717,308.72	-	-
BCLCOPER COST3	OPERATING COSTS	TABLES	12,056.25	12,056.25	-	-
BCLCOPER COST3	OPERATING COSTS	BINGO PRODUCTS	14,766.89	14,766.89	-	-
BCLCOPER COST3	OPERATING COSTS	CASINO BU GENE	151,725.40	151,725.40	-	-
BCLCOPER COST3	OPERATING COSTS	Not assigned	15,346,235.38	15,206,056.53	72,718.79	67,460.06
BCLCOPER COST3	OPERATING COSTS	Result	16,242,092.64	16,101,913.79	72,718.79	67,460.06
BCLCOTHER INC3	OTHER INCOME	SLOTS	(15,698.62)	(15,698.62)	-	-
BCLCOTHER INC3	OTHER INCOME	CASINO BU GENE	1,633.97	1,633.97	-	-
BCLCOTHER INC3	OTHER INCOME	Not assigned	1,238,703.04	1,238,703.04	-	-
BCLCOTHER INC3	OTHER INCOME	Result	1,224,638.39	1,224,638.39	-	-
BCLCSPECL COST	SPECIAL OPERATING CO	Not assigned	2,340.97	2,340.97	-	-
BCLCSPECL COST	SPECIAL OPERATING CO	Result	2,340.97	2,340.97	-	-
BCLC/640050	I-Dep'n-Cas Sys & Eq	CASINO BU GENE	3,386,194.08	3,351,693.33	18,270.73	16,230.02
BCLC/640050	I-Dep'n-Cas Sys & Eq	Result	3,386,194.08	3,351,693.33	18,270.73	16,230.02
BCLC/640060	I-Dep'n-Slot Sys & Eq	SLOTS	6,154,194.68	6,154,194.68	-	-
BCLC/640060	I-Dep'n-Slot Sys & Eq	Result	6,154,194.68	6,154,194.68	-	-
BCLC/640070	I-Dep'n-Table Sys&Eq	CASINO BU GENE	225,877.31	225,877.31	-	-
BCLC/640070	I-Dep'n-Table Sys&Eq	Result	225,877.31	225,877.31	-	-
BCLC/640080	I-Dep'n-Bingo Game S	Not Assigned	8,051.98	8,051.98	-	-
BCLC/640080	I-Dep'n-Bingo Game S	Result	8,051.98	8,051.98	-	-
BCLC/864010	Assess-I-Lse Dep. Co	Not Assigned	26,178.82	-	19,380.18	6,798.64
BCLC/864010	Assess-I-Lse Dep. Co	Result	26,178.82	-	19,380.18	6,798.64
BCLC/864020	Assess-Lse Dep. Corp	Not Assigned	91,586.51	-	67,709.95	23,876.56
BCLC/864020	Assess-Lse Dep. Corp	Result	91,586.51	-	67,709.95	23,876.56
BCLC/864050	Assess-Lse Dep. Casi	CASINO BU GENE	(3,215,306.47)	(3,351,693.33)	100,732.65	35,654.21
BCLC/864050	Assess-Lse Dep. Casi	Result	(3,215,306.47)	(3,351,693.33)	100,732.65	35,654.21
BCLC/864060	Assess-Lse Dep. Slot	SLOTS	(5,625,757.45)	(6,154,194.68)	232,710.85	295,726.38
BCLC/864060	Assess-Lse Dep. Slot	Result	(5,625,757.45)	(6,154,194.68)	232,710.85	295,726.38
BCLC/864070	Assess-Lse Dep. Tble	CASINO BU GENE	(222,608.90)	(225,877.31)	3,268.41	-
BCLC/864070	Assess-Lse Dep. Tble	Result	(222,608.90)	(225,877.31)	3,268.41	-
BCLC/864080	Assess-Lse Dep. Bngo	Not Assigned	(7,743.73)	(8,051.98)	240.85	67.40
BCLC/864080	Assess-Lse Dep. Bngo	Result	(7,743.73)	(8,051.98)	240.85	67.40
BCLCIDEPRECIAT	I DEPRECIATION	Not assigned	820,666.83	-	442,313.62	378,353.21
BCLCIDEPRECIAT	I DEPRECIATION	Result	820,666.83	-	442,313.62	378,353.21
BCLCGST	INDIRECT TAXES	Not assigned	8,991,587.50	8,991,587.50	-	-
BCLCGST	INDIRECT TAXES	Result	8,991,587.50	8,991,587.50	-	-
BCLCINC STMNT3	INCOME STATEMENT I	SLOTS	(9,591,395.10)	701,610.10	(7,445,273.60)	(2,847,731.60)
BCLCINC STMNT3	INCOME STATEMENT I	TABLES	(854,545.24)	12,056.25	(845,564.08)	(21,037.41)
BCLCINC STMNT3	INCOME STATEMENT I	BINGO PRODUCTS	14,766.89	14,766.89	-	-
BCLCINC STMNT3	INCOME STATEMENT I	CASINO BU GENE	327,515.39	153,359.37	122,271.79	51,884.23
BCLCINC STMNT3	INCOME STATEMENT I	Not assigned	25,696,940.47	25,438,688.04	160,049.77	98,202.66
BCLCINC STMNT3	INCOME STATEMENT I	Result	15,593,282.41	26,320,480.65	(8,008,516.12)	(2,718,682.12)
0	0	0	-	-	-	-
0	0	0	-	-	-	-

HLG query

Status of Data 01/7/2015 04:59:00

Information

Author C_DSWINNEN
 Current User FBARTELLA
 Last Changed by JCALDWELL
 InfoProvider ZCCFI_M02
 Query Technical N ZCCFI_M02_Q0005
 Query Description HLG query

Last Refreshed 01/7/2015 11:18:13
 Key Date 01/7/2015
 Changed At 07/5/2014 12:15:14
 Status of Data 01/7/2015 04:59:00
 Relevance of Data 01/7/2015
 Relevance of Data 4:59:00

Table

	Product Category Ke	SLOTS	TABLES	BINGO PRODUCTS	Overall Result
		Total Amount	Total Amount	Total Amount	Total Amount
Profit Center		CAD	CAD	CAD	CAD
BCLC/1200010	Casino Billy Barker	(1,965,150)	(51,694)		(2,016,844)
BCLC/1200020	Hard Rock Casino Van	(22,163,161)	(7,859,195)		(30,022,357)
BCLC/1200030	Casino Cascades	(21,878,550)	(4,781,655)		(26,660,204)
BCLC/1200040	Casino of Rockies	(2,563,230)	(176,596)		(2,739,826)
BCLC/1200050	Casino Edgewater	(14,112,341)	(10,303,853)		(24,416,194)
BCLC/1200060	Casino Fraser Downs	(10,857,785)	(1,770,101)	CB ✓	(12,627,886)
BCLC/1200070	Casino Grand Villa	(29,630,061)	(21,262,314)		(50,892,375)
BCLC/1200080	Casino Hastings	(4,436,243)	CB	CB ✓	(4,436,243)
BCLC/1200090	Casino Kamloops	(6,236,359)	(657,952)		(6,894,311)
BCLC/1200100	Casino Kelowna	(6,865,251)	(1,174,411)		(8,039,663)
BCLC/1200110	Casino Nanaimo	(9,183,474)	(824,613)		(10,008,087)
BCLC/1200120	Casino Penticton	(5,732,965)	(294,439)		(6,027,403)
BCLC/1200130	Casino River Rock	(35,653,146)	(74,084,833)		(109,737,979)
BCLC/1200140	Casino Starlight	(18,173,066)	(9,594,205)		(27,767,271)
BCLC/1200150	Casino Treasure Cove	(10,196,166)	(605,553)		(10,801,719)
BCLC/1200160	Casino Vernon	(7,922,795)	(241,037)		(8,163,832)
BCLC/1200170	Casino View Royal	(14,921,932)	(2,004,480)		(16,926,412)
BCLC/1200180	Chances Abbotsford	(3,853,584)		(150,727)	(4,004,311)
BCLC/1200190	Chances Campbell Rvr	(1,164,212)		(74,396)	(1,238,607)
BCLC/1200200	Chances Castlegar	(1,754,855)		(58,416)	(1,813,271)
BCLC/1200210	Chances Chilliwack	(5,645,425)		(1,273,047)	(6,918,472)
BCLC/1200220	Chances Courtenay	(4,164,679)		(240,707)	(4,405,386)
BCLC/1200230	Chances Cowichan	(2,909,002)		(444,205)	(3,353,207)
BCLC/1200240	Chances Dawson Creek	(3,494,247)		(144,238)	(3,638,485)
BCLC/1200250	Chances Fort St John	(3,784,866)	(363,837)	(49,348)	(4,198,051)
BCLC/1200260	Chances Kamloops	(3,116,411)		(827,660)	(3,944,071)
BCLC/1200270	Chances Kelowna	(7,701,452)		(1,907,169)	(9,608,621)
BCLC/1200280	Chances Maple Ridge	(4,585,992)		(610,375)	(5,196,367)
BCLC/1200290	Chances Mission	(2,326,673)		(187,869)	(2,514,542)
BCLC/1200300	Chances Pr. Rupert	(2,003,657)		(266,289)	(2,269,946)
BCLC/1200310	Chances RimRock	(1,930,342)		(281,824)	(2,212,166)
BCLC/1200320	Chances Signal Point	(2,436,477)		(279,772)	(2,716,249)
BCLC/1200330	Chances Squamish	(937,070)	53	(75,636)	(1,012,653)
BCLC/1200340	Chances Terrace	(3,101,696)		(239,764)	(3,341,460)
BCLC/1200350	CGC Langley	(489,600)		(1,238,921)	(1,728,521)
BCLC/1200360	CGC Newton			(1,337,831)	(1,337,831)
BCLC/1200370	Bingo Esquimalt			(841,923)	(841,923)
BCLC/1200380	Bingo Fairweather			(760,179)	(760,179)
BCLC/1200390	Bingo Harbour City			(1,321,052)	(1,321,052)
BCLC/1200400	Bingo Planet			(1,812,996)	(1,812,996)
BCLC/1200420	Bingo Penticton			(560,799)	(560,799)
BCLC/1200430	Bingo Victoria			(875,585)	(875,585)
BCLC/1200440	Bingo Treasure Cove			(2,316,641)	(2,316,641)
BCLC/1200450	Bingo Independent			(54,434)	(54,434)
Overall Result		(277,891,916)	(136,050,715)	(18,231,801)	(432,174,432)

Bex QUERY TABLE_CCG REV.

Plan/Act./Va.	n/o EIBV	Status:	01/07/2015	Page:	2/	3
Controlling Area	BCLC	BCLC/LTEC Controlling Area				
Profit Center/Group	1200060	Casino Fraser Downs				
Person responsible	Laurie Stewart					
Reporting period	7 9 2015					

Profit and loss accounts	Plan	Actual	Var. (abs.)	Var. (%)
*** GAMING REVENUES		12,627,885.69-	D 12,627,885.69-	
**** NET WIN		12,627,885.69-	12,627,885.69-	
*** Commissions		3,950,234.22	D 3,950,234.22	
*** Equipment & Supplies		11,666.68	D 11,666.68	
*** Equipment Leases & Licenses		142,436.26	D 142,436.26	
**** DIRECT COSTS		4,104,337.16	D 4,104,337.16	
*** GAMING SUPPORT COSTS (Mgmtt Forma		206.09	206.09	
*** OPERATING COSTS (Mgmtt Forma	78,804.38	72,512.70	6,291.68-	7.98-
**** Operating Costs	78,804.38	72,718.79	6,085.59-	7.72-
**** I-DEPRECIATION		442,313.62	D 442,313.62	
***** Total	78,804.38	8,008,516.12-	D 8,087,320.50-	10,262.53-

TO UPDATE DETAILED BEY QUERIES

AB

Plan/Act. %	w/o EIBV	Status:	01/07/2015	Page:	2/	3
Controlling Area		BCLC	BCLC/LTEC Controlling Area			
Profit Center/Group		1200080	Casino Hastings ✓			
Person responsible		Laurie Stewart				
Reporting period		7	9	2015	✓	

Profit and loss accounts	Plan	Actual	Var. (abs.)	Var. (%)
*** GAMING REVENUES		4,436,242.83-	D 4,436,242.83-	
**** NET WIN		4,436,242.83-	4,436,242.83-	
*** Commissions		1,291,322.35	D 1,291,322.35	
*** Equipment Leases & Licenses		19,574.91-	D 19,574.91-	
**** DIRECT COSTS		1,271,747.44	D 1,271,747.44	
*** OPERATING COSTS (Mgmt Form)	65,030.20	67,460.06	D 2,429.86	3.74
**** Operating Costs	65,030.20	67,460.06	D 2,429.86	3.74
**** I-DEPRECIATION		378,353.21	D 378,353.21	
***** Total	65,030.20	2,718,682.12-	D 2,783,712.32-	4,280.65-

TO VALIDATE DETAILED BEX QUERIES

7B

Plan/Act./Val. w/o EIBV	Status:	01/07/2015	Page:	2/	3
Controlling Area	BCIC	BCIC/LTEC ControllingArea			
Profit Center/Group	1299999	CCG Generic			
Person responsible	Monica Bohm				
Reporting period	7	9	2015		

Profit and loss accounts	Plan	Actual	Var. (abs.)	Var. (%)
*** GAMING SUPPORT COSTS (Mgmt Form)	4,013,598.55	3,825,795.48	187,803.07	4.68-
*** OPERATING COSTS (Mgmt Form)	13,689,562.19	12,276,118.31	1,413,443.88	10.33-
**** Operating Costs	17,703,160.74	16,101,913.79	1,601,246.95	9.05-
**** OTHER INCOME (Mgmt Form)	914,482.00	1,224,638.39	310,156.39	33.92
**** SPECIAL OPERATING COSTS		2,340.97	2,340.97	
**** I-DEPRECIATION	10,992,240.00	8,991,587.50	10,992,240.00	100.00-
**** INDIRECT TAXES	9,449,629.87	26,320,480.65	458,042.37	4.85-
***** Total	39,059,512.61		12,739,031.96	32.61-

TO VALIDATE DETAILED BEX QUERY

0-C

3,825,795.48 +
 12,276,118.31 +
 16,101,913.79 *

AB

British Columbia Lottery Corporation
Horseman's Purse - Interim Period Estimate for Payment
 September 28, 2014 to October 25, 2014 FP7

Casino Location	Fraser Downs Surrey	Hastings Park Vancouver	TOTAL
Slot Revenues	\$ 3,462,083.56	\$ 1,289,631.21	\$ 4,751,714.77
Slot Direct Costs			
Commissions	948,610.89	379,151.64	1,327,762.53
Equipment & Supplies	-	-	-
Equipment Leases	44,175.00	1,365.00	45,540.00
	992,785.89	380,516.64	1,373,302.53
Total Slot Contribution	\$ 2,469,297.67	\$ 909,114.57	\$ 3,378,412.24
Estimate Rate**, as factor of Total Slot Contribution:	20.50%	20.50%	
Horseman's Purse Estimate (rounded to \$10,000's)	\$ 510,000.00	\$ 190,000.00	\$ 700,000.00

** Estimation rate is intended to factor in the various operating expenses, depreciation and overhead required to reach Net Operating Profit, and then the approximate Horseman's Purse share amount. The 20.5% rate applied was determined based on analysis of historical Horseman's Purse share and Slot Contribution amounts.

Last edited by: Frank Bartella
 Last saved date: October 29, 2014

COPY
AB

Frank Bartella

From: Tricia Turner
Sent: Wednesday, October 29, 2014 5:53 PM
To: Norine.Seabrook@gov.bc.ca; jpoon@gcgaming.com; Brian Butters; krao@gcgaming.com
Cc: Tom Powell; Tricia Turner; Frank Bartella
Subject: HMP Estimate for FP7
Attachments: FP7 Month 2015 HMP - GPEB.xlsm

Good afternoon,

Please see the attached for the HMP Estimate calculation for FP 7 of FY2015.

	<u>HMP est. for FP7 2015</u>	
Fraser Downs Casino	\$510,000.00	✓
Hastings Casino	\$190,000.00	✓

Thanks.

Tricia

Tricia Turner, CPA, CA
Senior Manager, Corporate Finance
Finance and Corporate Services
BCLC, 74 West Seymour Street, Kamloops, B.C. V2C 1E2
T 250 377 2077 F 250 828 5634 E tturner@bclc.com

Connect with us:
Twitter @BCLC | Twitter @BCLCGameSense | YouTube | Blog | bclc.com

Last year, more than \$1 billion generated by BCLC gambling activities went back into health care, education and community groups across B.C.

Frank Bartella

From: Tricia Turner
Sent: Thursday, November 27, 2014 4:39 PM
To: Norine.seabrook@gov.bc.ca; jpoon@gcgaming.com; krao@gcgaming.com; Brian Butters
Cc: Tom Powell; Tricia Turner; Michelle Webb; Bob Hill
Subject: HMP Estimate for FP8
Attachments: FP8 Month 2015 HMP - GPEB.xlsm

Good afternoon,

Please see the attached for the HMP Estimate calculation for FP8 of FY2015.

	HMP est. for FP8 2015	
Fraser Downs Casino	G3 \$470,000.00	✓A
Hastings Casino	G3 \$190,000.00	✓A
	<u>G3 \$ 660,000</u>	A

Thank you.

Tricia

Tricia Turner, CPA, CA
Senior Manager, Corporate Finance
Finance and Corporate Services
BCLC, 74 West Seymour Street, Kamloops, B.C. V2C 1E2
T 250 377 2077 F 250 828 5634 E tturner@bclc.com

Connect with us:
Twitter @BCLC | Twitter @BCLCGameSense | YouTube | Blog | bclc.com

Last year, more than \$1 billion generated by BCLC gambling activities went back into health care, education and community groups across B.C.

British Columbia Lottery Corporation
Horseman's Purse - Interim Period Estimate for Payment

October 26, 2014 to November 22, 2014

FP8

Casino Location	Fraser Downs Surrey	Hastings Park Vancouver	TOTAL
Slot Revenues	\$ 3,307,642.93	\$ 1,327,924.05	\$ 4,635,566.98
Slot Direct Costs			
Commissions	972,447.06	390,409.73	1,362,856.79
Equipment & Supplies	-	-	-
Equipment Leases	32,925.00	97.50	33,022.50
	1,005,372.06	390,507.23	1,395,879.29
Total Slot Contribution	\$ 2,302,270.87	\$ 937,416.82	\$ 3,239,687.69
Estimate Rate**, as factor of Total Slot Contribution:	20.50%	20.50%	
Horseman's Purse Estimate (rounded to \$10,000's)	\$ 470,000.00	\$ 190,000.00	\$ 660,000.00

** Estimation rate is intended to factor in the various operating expenses, depreciation and overhead required to reach Net Operating Profit, and then the approximate Horseman's Purse share amount. The 20.5% rate applied was determined based on analysis of historical Horseman's Purse share and Slot Contribution amounts.

Last edited by: Bob Hill
 Last saved date: November 27, 2014

COPI
 AB

Frank Bartella

From: Michelle Webb
Sent: Monday, January 05, 2015 12:44 PM
To: 'Norine.Seabrook@gov.bc.ca'; 'k rao@gcgaming.com'; Brian Butters; 'jpoon@gcgaming.com'
Cc: Tom Powell; Tricia Turner; Frank Bartella
Subject: HMP estimate for FP9
Attachments: FP9 Month 2015 HMP - GPEB.xlsm

Hi Norine,

Please see the attached for the HMP estimate calculation for FP9 of FY2015.

HMP est for FP9 2015

Fraser Downs Casino	\$600,000
Hastings Casino	\$270,000

Best regards,

Michelle Webb, CPA, CA
Manager, Financial Reporting & Systems
Finance & Corporate Services, BCLC

74 West Seymour Street, Kamloops B.C. V2C 1E2
T 250 852 5426 F 250 828 5666

Connect with us:

Twitter @BCLC | Twitter @BCLCGameSense | YouTube | Blog | bclc.com

Last year, more than \$1 billion generated by BCLC gambling activities went back into health care, education and community groups across B.C.

British Columbia Lottery Corporation
Horseman's Purse - Pre-report Estimate for Current Period

November 23, 2014 to December 27, 2014

FP9

Casino Location	Fraser Downs Surrey	Hastings Park Vancouver	TOTAL
Slot Revenues	\$ 4,088,058.67	\$ 1,818,687.57	\$ 5,906,746.24
Slot Direct Costs			
Commissions	1,139,117.76	521,760.98	1,660,878.74
Equipment & Supplies	-	-	-
Equipment Leases	42,525.00	-	42,525.00
	1,181,642.76	521,760.98	1,703,403.74
Total Slot Contribution	\$ 2,906,415.91	\$ 1,296,926.59	\$ 4,203,342.50
Estimate Rate**, as factor of Total Slot Contribution:	20.50%	20.50%	
Horseman's Purse Estimate (rounded to \$10,000's)	\$ 600,000.00	\$ 270,000.00	\$ 870,000.00

** Estimation rate is intended to factor in the various operating expenses, depreciation and overhead required to reach Net Operating Profit, and then the approximate Horseman's Purse share amount. The 20.5% rate applied was determined based on analysis of historical Horseman's Purse share and Slot Contribution amounts.

Last edited by: Frank Bartella
Last saved date: January 05, 2015

Copy
PB

British Columbia Lottery Corporation
Horseman's Purse - Full Period Analysis & True-up
December 29, 2013 to March 31, 2014
Q4

Casino	Fraser Downs	Hastings Park	TOTAL
Location	Surrey	Vancouver	
Slot Revenues	\$ D 10,236,090.73	\$ D 4,952,172.91	\$ 15,188,263.64
Slot Direct Costs			
Commissions	D 2,984,031.06	D 1,457,468.09	4,441,499.15
Equipment & Supplies			
Equipment Leases	L 170,733.75	L 4,533.75	175,267.50
Total Slot Direct costs	\$ D 3,154,764.81	\$ D 1,462,001.84	\$ 4,616,766.65
Total Slot Contribution	\$ 7,081,325.92	\$ 3,490,171.07	\$ 10,571,496.99
Operating & Support Expenses			
Facility Operating Expenses	C 398,841.41	C 424,006.38	822,847.79
Corporate Overhead & Support Expenses	B 1,318,116.75	B 637,698.73	1,955,815.48
Total Operating & Support Expenses	\$ 1,716,958.16	\$ 1,061,705.11	\$ 2,778,663.27
Net Operating Profit	\$ 5,364,367.76	\$ 2,428,465.96	\$ 7,792,833.72
Horseman's Purse for Q4 (25% Share)	\$ 1,341,091.94	\$ 607,116.49	\$ 1,948,208.43
True-up for Estimates Previously Submitted			
For FP10 (December 29, 2013 to January 25, 2014)	G 470,000.00	G 210,000.00	680,000.00
For FP11 (January 26, 2014 to February 22, 2014)	G.I 400,000.00	G.I 210,000.00	610,000.00
Total remaining balance to be Remitted for FP12	\$ 471,091.94	\$ 187,116.49	\$ 658,208.43

R April 16/14

QC 4/17/14

Horseman's Purse - Full Period Analysis & True-up **BEx QUERY DETAILS AND FILTERS**

The tables below are the various Query variables and filter used to generate the HLG Query data.
 Also shown is when the Query was executed, and the last refresh of data from SAP.

Information	
Author	C_DSWINNEN
Current User	BPAAUWE
Last Changed by	C_DSWINNEN
InfoProvider	ZCCFI_M02
Query Technical Name	ZCCFI_M02_Q0005
Query Description	HLG query
Last Refreshed	04/15/2014 10:29:00
Key Date	04/15/2014
Changed At	06/11/2013 15:18:53
Status of Data	04/15/2014 04:12:59 ✓
Relevance of Data (Date)	04/15/2014
Relevance of Data (Time)	04:12:59

DETAILS FOR "BEx Query Table Sites" QUERY

Filter	
Company code	
Cost Element	INCOME STATEMENT IFRS (Mgmt Format)
Fiscal Quarter	
G/L Account	
Key Figures	
Posting period	
Prod Subbrand SAP Ky	
Product Category Ke	
Product Brand Key	
Product Division Key	CASINO, BINGO, Not assigned ✓ ✓ ✓
Profit Center	CCG Generic BCLC/1299999, Fraser Downs
Segment - historical	Racetrack & Casino - SURRAC BCLC/1200060...

DETAILS FOR "BEx Query Table CCG Rev" QUERY

Filter	
Company code	
Cost Element	GAMING REVENUES
Fiscal Quarter	
G/L Account	
Key Figures	
Posting period	
Prod Subbrand SAP Ky	
Product Category Ke	
Product Brand Key	
Product Division Key	CASINO, BINGO, Not assigned ✓ ✓ ✓
Profit Center	Casino & Community Gaming BCLCPSTD_50000
Segment - historical	

Query Variables & Fixed Restricted values	
CompanyCode	LTEC, BCLC ✓ ✓
Fiscal Year	BCLC 4-4-5 variant 2014 ✓ ✓
Posting period	10..12 ✓ ✓
Chart of accounts	BCLC Chart of accounts
Company code	BCLC, LTEC
Currency Type	Company code currency
Posting period	10..12
Fiscal Year Variant	BCLC 4-4-5 variant
Fiscal year	Z1/2014
G/L Account	[COFI-Real time updat]
Version	0
Value type	10

Query Variables & Fixed Restricted values	
CompanyCode	LTEC, BCLC ✓ ✓
Fiscal Year	BCLC 4-4-5 variant 2014 ✓ ✓
Posting period	10..12 ✓ ✓
Chart of accounts	BCLC Chart of accounts
Company code	BCLC, LTEC
Currency Type	Company code currency
Posting period	10..12
Fiscal Year Variant	BCLC 4-4-5 variant
Fiscal year	Z1/2014
G/L Account	[COFI-Real time updat]
Version	0
Value type	10

Last edited by:	Brenton Paauwe ✓
Last time edited:	April 15, 2014 ✓

Horseman's Purse - Full Period Analysis & True-up **Allocation Of CCG Overhead & Support Expenses**

The purpose of this analysis is calculate the allocation rates used to allocate the Generic (non-site) operating expense to Sites. This is achieved by segregating the Expenses based on their Product coding, and dividing by the appropriate Revenue amount. "Poker" is not segregated out for Operating Expenses, as these expenses are only recognized down to "Slots" or "Tables" at the lowest product level.

Cost Element	Description	SLOTS	TABLES	CASINO	BINGO	Not Assigned	TOTAL EXPENSE
BCLCOPER_COST	OPERATING COSTS (Mgmt)	1,479,353.47	-	189,622.63	8,101.33	26,039,772.84	27,716,850.27
BCLCOTHER_INC3	OTHER INCOME	(142,483.89)	-	-	-	976,837.45	834,353.56
BCLCINTER_COMP	INTER. COMPANY LEASES	-	-	-	-	-	-
BCLCSPECL_COST	SPECIAL OPERATING COSTS	-	-	-	-	18,466,551.14	18,466,551.14
BCLCIDEPRECIAT	I DEPRECIATION	-	-	-	-	-	-
BCLCGST	INDIRECT TAXES	-	-	-	-	(303,828.44)	(303,828.44)
BCLCINC_STMNT3	Overall Result	1,336,869.58	-	189,622.63	8,101.33	45,179,332.99	46,713,926.53
Variance to Query -->		-	-	-	-	-	-

Add/Deduct adjustments to Generic OH & Support
(see back-up provided)

Adjusted Result	1,336,869.58	-	189,622.63	8,101.33	45,179,332.99	46,713,926.53
-----------------	--------------	---	------------	----------	---------------	---------------

	SLOTS	TABLES	CASINO	BINGO	TOTAL REVENUE
TOTAL CONSOLIDATED CCG REVENUES	284,361,043.70	134,127,247.65	418,488,291.35	19,795,213.46	438,283,504.81

ALLOCATION RATES FOR CCG GENERIC OPERATING
EXPENSES
Allocated based on Site Revenue

0.47013%
(A)

0.00000%
(B)

0.04531%
(C)

12.36171%
(D)

Agrees to
DACEHLG

REVENUES	Casino Fraser Downs BCLC/1200040	Casino Hastings BCLC/1200120
SLOTS	\$ 10,236,090.73	\$ 4,952,172.91
TABLES	1,770,319.22	-
TOTAL REVENUE	\$ 12,006,409.95	\$ 4,952,172.91

Check -->

Allocation rate for Slot Product related expenses

(a)	ALLOCATED TO SLOTS	(A)	\$ 48,122.93	\$ 23,281.65
-----	--------------------	-----	--------------	--------------

Allocation rate for Table Product related expenses

(b)	ALLOCATED TO TABLES	(B)	\$ -	\$ -
-----	---------------------	-----	------	------

Allocation rate for Casino Product related expenses

(a)	ALLOCATED TO SLOTS	(C)	\$ 4,637.97	\$ 2,243.83
(b)	ALLOCATED TO TABLES	(C)	802.13	-
			\$ 5,440.10	\$ 2,243.83

Allocation rate for Generic Corporate OH & Support expenses

(a)	ALLOCATED TO SLOTS	(D)	\$ 1,265,355.85	\$ 612,173.25
(b)	ALLOCATED TO TABLES	(D)	218,841.73	-
			\$ 1,484,197.58	\$ 612,173.25

TOTAL OVERHEAD & SUPPORT OPERATING EXPENSE ALLOCATIONS

(a)	ALLOCATED TO SLOTS	\$ 1,318,116.75	\$ 637,698.73
(b)	ALLOCATED TO TABLES	219,643.86	-
		\$ 1,537,760.61	\$ 637,698.73

Check -->

Reviewed electronically

Ledger 8A
 Controlling Area BCLC
 Company Code 1000
 Posting Period 012
 Fiscal Year 2014
 Version 000

D	Ref. Doc.	Item	Period	Profit Ctr	Partner PC	Account	Acc. Text	Cost Ctr	Vendor	Text	In PCIC	Curr.
	100075224	1	12	1299999		790200	GST/HST Reassessed	12999		Tax Accrual Adjustment FY2014	1,000,000.00	CAD
	100075833	2	12	1299999		790200	GST/HST Reassessed	12999		Reversal of CGC Labour Deduction Accrual	10,000,000.00-	CAD
*										F&2 9,000,000.00-	CAD	

- Total net reversal equal to the original \$9M
 - accrued in Fiscal 2013, which was also -
 - excluded from HMP.

Horseman's Purse - Full Period Analysis & True-up

Allocation Of Site Operating Expenses

The purpose of this analysis is to allocate the non-product and Casino-product related operating expense incurred at each site, and allocated them to either "Tables" or "Slots" based on % of Revenue for each Product.

REVENUES	Casino Fraser Downs BCLC/1200060	Casino Hastings BCLC/1200080	
SLOTS	\$ 10,236,090.73	\$ 4,952,172.91	\$ 15,188,263.64
TABLES	1,770,319.22	-	1,770,319.22
TOTAL REVENUE	\$ 12,006,409.95	\$ 4,952,172.91	\$ 16,958,582.86

Check -->

	TOTAL CASINO REVENUE MIX	
SLOTS	85.3%	100.0%
TABLES	14.7%	0.0%
	100.0%	100.0%

A - SLOT- & TABLE-PRODUCT RELATED EXPENSES

	Casino Fraser Downs	Casino Hastings
(a) SLOT PRODUCT RELATED	\$ 208,657.13	\$ 265,159.17
(b) TABLE PRODUCT RELATED	-	-

B - NON-PRODUCT & CASINO-PRODUCT RELATED EXPENSES

CASINO PRODUCT RELATED	\$ 90,468.30	\$ 47,108.33
GENERIC SITE RELATED	132,491.00	111,738.88
TOTAL TO BE ALLOCATED	222,959.30	158,847.21
(a) ALLOCATED TO SLOTS	\$ 190,184.28	\$ 158,847.21
(b) ALLOCATED TO TABLES	32,775.02	-
	\$ 222,959.30	\$ 158,847.21

Check -->

C - TOTAL SITE OPERATING EXPENSE ALLOCATIONS

	Casino Fraser Downs	Casino Hastings
(a) ALLOCATED TO SLOTS	\$ 398,841.41	\$ 424,006.38
(b) ALLOCATED TO TABLES	32,775.02	-
	\$ 431,616.43	\$ 424,006.38

Check -->

Horseman's Purse - Full Period Analysis & True-up
Detailed Financial Results (BEx Query)

OPERATING EXPENSES

SLOT PRODUCT RELATED
TABLE PRODUCT RELATED
CASINO PRODUCT RELATED (to be allocated)
GENERIC SITE RELATED (to be allocated)
BINGO PRODUCT RELATED (excluded)

Sum of

①
②
③
④
⑤

1,336,869.58	208,657.13	265,159.17
189,622.63	90,468.30	47,108.33
45,179,332.99	132,491.00	111,738.88
8,101.33		
46,713,926.53	431,616.43	424,006.38

Check -->

Cost Element	Description	Product Category	Overall Result	CCG Generic	Casino Fraser Downs	Casino Hastings
				BCLC/1299999	BCLC/1200060	BCLC/1200080
BCLCREVENUES	GAMING REVENUES	SLOTS	(15,188,263.64)	-	(10,236,090.73)	(4,952,172.91)
BCLCREVENUES	GAMING REVENUES	TABLES	(1,770,319.22)	-	(1,770,319.22)	-
BCLCREVENUES	GAMING REVENUES	Result	(16,958,582.86)	-	(12,006,409.95)	(4,952,172.91)
BCLCNET WIN	NET WIN	SLOTS	(15,188,263.64)	-	(10,236,090.73)	(4,952,172.91)
BCLCNET WIN	NET WIN	TABLES	(1,770,319.22)	-	(1,770,319.22)	-
BCLCNET WIN	NET WIN	Result	(16,958,582.86)	-	(12,006,409.95)	(4,952,172.91)
BCLC/540000	Cost of Tickets Sold	BINGO	-	-	-	-
BCLC/540000	Cost of Tickets Sold	Result	-	-	-	-
BCLCCOMMISSION	Commissions	SLOTS	4,441,499.15	-	2,984,031.06	1,457,468.09
BCLCCOMMISSION	Commissions	TABLES	836,829.36	-	836,829.36	-
BCLCCOMMISSION	Commissions	Result	5,278,328.51	-	3,820,860.42	1,457,468.09
BCLCEQPMT SUPP	Equipment & Supplies	TABLES	(1,482.44)	(2,530.21)	1,047.77	-
BCLCEQPMT SUPP	Equipment & Supplies	Result	(1,482.44)	(2,530.21)	1,047.77	-
BCLCEQUIPLANDL	Equipment Leases & Licenses	SLOTS	175,267.50	-	170,733.75	4,533.75
BCLCEQUIPLANDL	Equipment Leases & Licenses	TABLES	12,933.24	2,530.21	10,403.03	-
BCLCEQUIPLANDL	Equipment Leases & Licenses	Not assigned	-	-	-	-
BCLCEQUIPLANDL	Equipment Leases & Licenses	Result	188,200.74	2,530.21	181,136.78	4,533.75
BCLCDIR COSTS	DIRECT COSTS	BINGO	-	-	-	-
BCLCDIR COSTS	DIRECT COSTS	SLOTS	4,616,766.65	-	3,154,764.81	1,462,001.84
BCLCDIR COSTS	DIRECT COSTS	TABLES	848,280.16	-	848,280.16	-
BCLCDIR COSTS	DIRECT COSTS	Not assigned	-	-	-	-
BCLCDIR COSTS	DIRECT COSTS	Result	5,465,046.81	-	4,003,044.97	1,462,001.84
BCLCOPER COST3	OPERATING COSTS (Mgmt Format)	BINGO	8,101.33	8,101.33	-	-
BCLCOPER COST3	OPERATING COSTS (Mgmt Format)	CASINO	189,622.63	189,622.63	-	-
BCLCOPER COST3	OPERATING COSTS (Mgmt Format)	SLOTS	1,479,353.47	1,479,353.47	-	-
BCLCOPER COST3	OPERATING COSTS (Mgmt Format)	Not assigned	26,174,299.80	26,039,772.84	54,062.96	80,464.00
BCLCOPER COST3	OPERATING COSTS (Mgmt Format)	Result	27,851,377.23	27,716,850.27	54,062.96	80,464.00
BCLCOTHER INC3	OTHER INCOME	SLOTS	(142,483.89)	(142,483.89)	-	-
BCLCOTHER INC3	OTHER INCOME	Not assigned	976,837.45	976,837.45	-	-
BCLCOTHER INC3	OTHER INCOME	Result	834,353.56	834,353.56	-	-
BCLCINTER COMP	INTER COMPANY LEASES	Not assigned	-	-	-	-
BCLCINTER COMP	INTER COMPANY LEASES	Result	-	-	-	-
BCLCSPECL COST	SPECIAL OPERATING COSTS	Not assigned	18,466,551.14	18,466,551.14	-	-
BCLCSPECL COST	SPECIAL OPERATING COSTS	Result	18,466,551.14	18,466,551.14	-	-
BCLC/640050	I-Depreciation - Casino Systems & Equip	CASINO	2,794,424.37	2,774,045.46	4,148.90	16,230.01
BCLC/640050	I-Depreciation - Casino Systems & Equip	Result	2,794,424.37	2,774,045.46	4,148.90	16,230.01
BCLC/640060	I-Depreciation - Slot Systems & Equip	SLOTS	5,470,631.07	5,470,631.07	-	-
BCLC/640060	I-Depreciation - Slot Systems & Equip	Result	5,470,631.07	5,470,631.07	-	-
BCLC/640070	I-Depreciation - Table Systems & Equip	CASINO	701,559.48	701,559.48	-	-
BCLC/640070	I-Depreciation - Table Systems & Equip	Result	701,559.48	701,559.48	-	-
BCLC/640080	I-Depreciation - Bingo Gaming Systems	Not Assigned	42,962.92	42,962.92	-	-
BCLC/640080	I-Depreciation - Bingo Gaming Systems	Result	42,962.92	42,962.92	-	-
BCLC/864010	Assessment - I Lease Deprec. Corp Fac	Not Assigned	27,245.41	-	19,478.19	7,767.22
BCLC/864010	Assessment - I Lease Deprec. Corp Fac	Result	27,245.41	-	19,478.19	7,767.22
BCLC/864020	Assessment- Lease Deprec. Corp. Systems	Not Assigned	80,765.26	-	57,739.61	23,025.65
BCLC/864020	Assessment- Lease Deprec. Corp. Systems	Result	80,765.26	-	57,739.61	23,025.65
BCLC/864050	Assessment-Lease Deprec. Casino Sys & Eq	CASINO	(2,666,003.07)	(2,774,045.46)	77,164.07	30,878.32
BCLC/864050	Assessment-Lease Deprec. Casino Sys & Eq	Result	(2,666,003.07)	(2,774,045.46)	77,164.07	30,878.32
BCLC/864060	Assessment-Lease Deprec. Slot Sys & Eq	SLOTS	(4,996,814.77)	(5,470,631.07)	208,657.13	265,159.17
BCLC/864060	Assessment-Lease Deprec. Slot Sys & Eq	Result	(4,996,814.77)	(5,470,631.07)	208,657.13	265,159.17
BCLC/864070	Assessment-Lease Deprec. Table Sys & Eq	CASINO	(692,404.15)	(701,559.48)	9,155.33	-
BCLC/864070	Assessment-Lease Deprec. Table Sys & Eq	Result	(692,404.15)	(701,559.48)	9,155.33	-
BCLC/864080	Assessment- Lease Deprec. Bingo Gam Syst	Not Assigned	(41,270.67)	(42,962.92)	1,210.24	482.01
BCLC/864080	Assessment- Lease Deprec. Bingo Gam Syst	Result	(41,270.67)	(42,962.92)	1,210.24	482.01
BCLCIDEPRECIAT	I DEPRECIATION	Not assigned	721,095.85	-	377,553.47	343,542.38
BCLCIDEPRECIAT	I DEPRECIATION	Result	721,095.85	-	377,553.47	343,542.38
BCLCGST	INDIRECT TAXES	Not assigned	(303,828.44)	(303,828.44)	-	-
BCLCGST	INDIRECT TAXES	Result	(303,828.44)	(303,828.44)	-	-
BCLCINC STMNT3	INCOME STATEMENT IFRS (Mgmt Format)	BINGO	8,101.33	8,101.33	-	-
BCLCINC STMNT3	INCOME STATEMENT IFRS (Mgmt Format)	CASINO	327,199.26	189,622.63	90,468.30	47,108.33
BCLCINC STMNT3	INCOME STATEMENT IFRS (Mgmt Format)	SLOTS	(8,760,811.11)	1,336,869.58	(6,872,668.79)	(3,225,011.90)
BCLCINC STMNT3	INCOME STATEMENT IFRS (Mgmt Format)	TABLES	(922,039.06)	-	(922,039.06)	-
BCLCINC STMNT3	INCOME STATEMENT IFRS (Mgmt Format)	Not assigned	45,423,562.87	45,179,332.99	132,491.00	111,738.88
BCLCINC STMNT3	INCOME STATEMENT IFRS (Mgmt Format)	Result	36,076,013.29	46,713,926.53	(7,571,748.55)	(3,066,164.69)
0	0	0	-	-	-	-
0	0	0	-	-	-	-

HLG query

Author C_DSWINNEN

Status of Data 04/15/2014 04:12:59

Chart Filter Information

Table

	Product Category Ke	BINGO	SLOTS	TABLES	Overall Result
		Total Amount	Total Amount	Total Amount	Total Amount
Profit Center		CAD	CAD	CAD	CAD
Casino Billy Barker	BCLC/1200010		(1,997,201)	(57,557)	(2,054,757)
Hard Rock Casino Van	BCLC/1200020		(23,615,907)	(8,449,777)	(32,065,685)
Casino Cascades	BCLC/1200030		(21,211,922)	(5,401,539)	(26,613,461)
Casino of Rockies	BCLC/1200040		(2,792,315)	(149,917)	(2,942,232)
Casino Edgewater	BCLC/1200050		(15,059,217)	(19,375,600)	(34,434,818)
Casino Fraser Downs	BCLC/1200060		(10,236,091)	(1,770,319)	(12,006,410)
Casino Grand Villa	BCLC/1200070		(27,620,452)	(20,880,760)	(48,501,212)
Casino Hastings	BCLC/1200080		(4,952,173)		(4,952,173)
Casino Kamloops	BCLC/1200090		(6,316,520)	(387,541)	(6,704,060)
Casino Kelowna	BCLC/1200100		(7,347,451)	(1,053,454)	(8,400,905)
Casino Nanaimo	BCLC/1200110		(9,532,902)	(671,204)	(10,204,106)
Casino Penticton	BCLC/1200120		(5,989,735)	(349,930)	(6,339,665)
Casino River Rock	BCLC/1200130		(34,316,277)	(63,813,098)	(98,129,375)
Casino Starlight	BCLC/1200140		(18,100,403)	(8,990,409)	(27,090,813)
Casino Treasure Cove	BCLC/1200150		(10,821,129)	(574,324)	(11,395,453)
Casino Vernon	BCLC/1200160		(8,150,394)		(8,150,394)
Casino View Royal	BCLC/1200170		(15,644,620)	(2,201,817)	(17,846,437)
Chances Abbotsford	BCLC/1200180	(157,988)	(3,981,076)		(4,139,064)
Chances Campbell Rvr	BCLC/1200190	(277,113)	(3,002,974)		(3,280,087)
Chances Castlegar	BCLC/1200200	(63,172)	(1,956,972)		(2,020,144)
Chances Chilliwack	BCLC/1200210	(1,489,775)	(5,362,690)		(6,852,466)
Chances Courtenay	BCLC/1200220	(219,467)	(3,690,232)		(3,909,699)
Chances Cowichan	BCLC/1200230	(377,894)	(2,959,193)		(3,337,087)
Chances Dawson Creek	BCLC/1200240	(67,074)	(3,394,120)		(3,461,195)
Chances Fort St John	BCLC/1200250	(117,806)	(4,490,497)		(4,608,303)
Chances Kamloops	BCLC/1200260	(1,022,557)	(3,196,035)		(4,218,592)
Chances Kelowna	BCLC/1200270	(1,740,961)	(7,566,681)		(9,307,642)
Chances Maple Ridge	BCLC/1200280	(674,260)	(4,554,799)		(5,229,059)
Chances Mission	BCLC/1200290	(215,790)	(2,285,457)		(2,501,247)
Chances Pr. Rupert	BCLC/1200300	(276,367)	(2,034,240)		(2,310,607)
Chances RimRock	BCLC/1200310	(279,311)	(1,992,205)		(2,271,516)
Chances Signal Point	BCLC/1200320	(418,709)	(2,430,525)		(2,849,234)
Chances Squamish	BCLC/1200330	(107,724)	(1,052,071)		(1,159,794)
Chances Terrace	BCLC/1200340	(261,091)	(3,037,491)		(3,298,582)
CGC Langley	BCLC/1200350	(1,291,044)	(530,118)		(1,821,162)
CGC Newton	BCLC/1200360	(1,411,735)	(3,138,957)		(4,550,692)
Bingo Esquimalt	BCLC/1200370	(970,702)			(970,702)
Bingo Fairweather	BCLC/1200380	(824,815)			(824,815)
Bingo Harbour City	BCLC/1200390	(1,317,237)			(1,317,237)
Bingo Planet	BCLC/1200400	(2,191,373)			(2,191,373)
Bingo Penticton	BCLC/1200420	(660,739)			(660,739)
Bingo Victoria	BCLC/1200430	(977,317)			(977,317)
Bingo Treasure Cove	BCLC/1200440	(2,331,206)			(2,331,206)
Bingo Independent	BCLC/1200450	(51,987)			(51,987)
Overall Result		(19,795,213)	(284,361,044)	(134,127,248)	(438,283,505)

Controlling Area BCLC BCLC/LTEC Controlling Area
 Profit Center/Group 1200060 Casino Fraser Downs ✓
 Person responsible Tom Maryschak ✓
 Reporting period 2014 ✓

Profit and loss accounts	Plan	Actual	Var. (abs.)	Var. (%)
*** GAMING REVENUES		12,006,409.95-	12,006,409.95-	
*** NET WIN		12,006,409.95-	12,006,409.95-	
*** Commissions		3,820,860.42	3,820,860.42	
*** Equipment & Supplies		1,047.77	1,047.77	
*** Equipment Leases & Licenses		181,136.78	181,136.78	
*** DIRECT COSTS		4,003,044.97	4,003,044.97	
*** Operating Costs	61,163.68	54,062.96	7,100.72-	11.61-
640050 I-Dep'n-Cas Svs & Ea		4,148.90	4,148.90	
864010 Assess-I-Lse Dep. Co	28,301.53	19,478.19	8,823.34-	31.18-
864020 Assess-I-Lse Dep. Corp	91,640.04	57,739.61	33,900.43-	36.99-
864050 Assess-I-Lse Dep. Casi	85,853.52	77,164.07	8,689.45-	10.12-
864060 Assess-I-Lse Dep. Slot	238,325.04	208,657.13	29,667.91-	12.45-
864070 Assess-I-Lse Dep. Tble	12,202.11	9,155.33	3,046.78-	24.97-
864080 Assess-I-Lse Dep. Bnag	1,976.25	1,210.24	766.01-	38.76-
*** I-DEPRECIATION	458,298.49	377,553.47	80,745.02-	17.62-
**** Total	519,462.17	7,571,748.55-D	8,091,210.72-	1,557.61-

Total validate detailed BEx query totals ✓

Controlling Area BCLC BCLC/LTEC ControllingArea
 Profit Center/Group 120008C Casino Hastings
 Person responsible Gina Iandiorio
 Reporting period 10 / 12 2014

Account Group		Account Name		Account Description		Account Balance		Account Balance	
****	GAMING REVENUES					4,952,172.91	-	4,952,172.91	-
****	NET WIN					4,952,172.91	-	4,952,172.91	-
****	Commissions					1,457,468.09	-	1,457,468.09	-
****	Equipment Leases & Licenses					4,533.75	-	4,533.75	-
****	DIRECT COSTS					1,462,001.84	-	1,462,001.84	-
****	Operating Costs					80,464.00	-	80,464.00	-
****	Operating Costs					16,230.01	-	16,230.01	-
****	Operating Costs					7,767.22	-	7,767.22	-
****	Operating Costs					23,025.65	-	23,025.65	-
****	Operating Costs					30,878.32	-	30,878.32	-
****	Operating Costs					265,159.17	-	265,159.17	-
****	Operating Costs					482.01	-	482.01	-
****	Operating Costs					343,542.38	-	343,542.38	-
****	Operating Costs					3,066,164.69	-	3,066,164.69	-
****	I-DEPRECIATION					43,780.83	-	43,780.83	-
****	Total					3,565,757.91	-	3,565,757.91	-

To validate detailed BEx query totals

Controlling Area	Profit Center/Group	Person responsible	Reporting period	
BCLC	BCLC/ZTEC ControllingArea	CCG Generic	12/2014	✓
299999	299999	Jim Lightbody	12/2014	✓

*****	DIRECT COSTS				
*****	Operating Costs				
*****	OTHER INCOME	(Marunt Forma			
*****	SPECIAL OPERATING COSTS				
*****	6,000.00	1-Dep on Cash Svs. & Pa	27,716,850.27	5,444,524.94	24.45
*****	6,000.00	1-Dep on Short Svs. & Pa	834,353.56	73,825.23	9.71
*****	6,000.00	1-Dep on Cable Svs. & Pa	18,466,551.14	18,466,551.14	4.68
*****	6,000.00	1-Dep on Banko. & Cams	2,774,045.46	124,045.46	17.76
*****	6,000.00	1-Dep on Banko. & Cams	5,470,631.07	728,868.93	27.37
*****	6,000.00	1-Dep on Banko. & Cams	701,559.48	264,440.52	29.57
*****	6,000.00	1-Dep on Banko. & Cams	42,962.92	8,037.08	4.68
*****	6,000.00	1-Dep on Banko. & Cams	2,774,045.46	124,045.46	17.76
*****	6,000.00	1-Dep on Banko. & Cams	5,470,631.07	728,868.93	27.37
*****	6,000.00	1-Dep on Banko. & Cams	701,559.48	264,440.52	29.57
*****	6,000.00	1-Dep on Banko. & Cams	42,962.92	8,037.08	4.68
*****	I-DEPRECIATION				
*****	8,612,054.79		6,576,938.23	2,035,116.56	23.63
*****			70,980.61	70,980.61	24.30
*****			9,000,000.00	9,000,000.00	10.56
*****			138,016.24	365,271.43	5.11
*****			709,880.52	83,807.16	102.70
*****			342,317.18	18,449.95	36.18
*****			303,828.44	11,573.625.71	
*****			46,713,926.53	12,411,275.60	
*****	INDIRECT TAXES				
*****	Total				

76 validate detailed BEx query

Profit and loss accounts	Plan	Actual	Var. (abs.)	Var. (%)
*** GAMING REVENUES		438,283,504.81-	438,283,504.81-	
*** PRIZES		12,811,528.83	12,811,528.83	
***** NET WIN		425,471,975.98-	425,471,975.98-	
***** DIRECT COSTS		152,622,372.81	152,622,372.81	
***** Operating Costs	24,998,378.51	30,334,422.51	5,336,044.00	21.35
***** OTHER INCOME	760,528.33	18,821,204.11	60,675.78	7.98
***** SPECIAL OPERATING COSTS		18,466,551.14	18,466,551.14	
640020 I-Dep'n-Corp Systems		18,148.04	18,148.04	
640050 I-Dep'n-Cas Svs & Eq	2,650,000.00	3,098,590.23	448,590.23	16.93
640060 I-Dep'n-Slot Svs &Eq	6,199,500.00	5,532,541.46	666,958.54-	10.76-
640070 I-Dep'n-Table Svs&Eq	966,000.00	707,336.55	258,663.45-	26.78-
640080 I-Dep'n-Bingo Game S	61,000.00	42,962.92	18,037.08-	29.57-
864010 Assess-I-lse Dep. Co	873,570.00	694,342.64	179,227.36-	20.52-
864020 Assess-I-lse Dep. Corp	2,828,610.00	2,059,036.77	769,573.23-	27.21-
***** I-DEPRECIATION	13,578,680.00	12,152,958.61	1,425,721.39-	10.50-
***** INDIRECT TAXES	11,269,797.27	11,303,828.44-	11,573,625.71-	102.70-
***** Total	50,607,384.11	211,378,295.24-	261,985,679.35-	517.68-

To validate total revenue on BEx query.

British Columbia Lottery Corporation
Horseman's Purse - Interim Period Estimate for Payment

December 29, 2013 to January 25, 2014

FP10

Casino	Fraser Downs	Hastings Park	TOTAL
Location	Surrey	Vancouver	
Slot Revenues	\$ 3,231,790.04	\$ 1,437,762.39	\$ 4,669,552.43
Slot Direct Costs			
Commissions	885,510.48	422,702.15	1,308,212.63
Equipment & Supplies			
Equipment Leases	51,975.00	1,365.00	53,340.00
	\$ 937,485.48	\$ 424,067.15	\$ 1,361,552.63
Total Slot Contribution	\$ 2,294,304.56	\$ 1,013,695.24	\$ 3,307,999.80
Estimate Rate**, as factor of Total Slot Contribution:	20.50%	20.50%	Agrees to FP10
Horseman's Purse Estimate (rounded to \$10,000's)	\$ 470,000.00	\$ 210,000.00	\$ 680,000.00

** Estimation rate is intended to factor in the various operating expenses, depreciation and overhead required to reach Net Operating Profit, and then the approximate Horseman's Purse share amount. The 20.5% rate applied was determined based on analysis of historical Horseman's Purse share and Slot Contribution amounts.

Last edited by: Bob Hill
 Last saved date: January 30, 2014

[Signature]
 Jan 30/14
 JC Jan 30/14

British Columbia Lottery Corporation
Horseman's Purse - Interim Period Estimate for Payment

January 26, 2014 to February 22, 2014

FP11

Casino Location	Fraser Downs Surrey	Hastings Park Vancouver	TOTAL
Slot Revenues	\$ 2,974,007.05	\$ 1,458,396.15	\$ 4,432,403.20
Slot Direct Costs			
Commissions	\$ 989,528.00	\$ 428,768.50	1,418,296.50
Equipment & Supplies	\$	\$	
Equipment Leases	\$ 50,737.50	\$ 1,365.00	52,102.50
	\$ 1,040,265.50	\$ 430,133.50	\$ 1,470,399.00
Total Slot Contribution	\$ 1,933,741.55	\$ 1,028,262.65	\$ 2,962,004.20
Estimate Rate**, as factor of Total Slot Contribution:	X 20.50%	X 20.50%	
Horseman's Purse Estimate (rounded to \$10,000's)	\$ 400,000.00	\$ 210,000.00	\$ 610,000.00

** Estimation rate is intended to factor in the various operating expenses, depreciation and overhead required to reach Net Operating Profit, and then the approximate Horseman's Purse share amount. The 20.5% rate applied was determined based on analysis of historical Horseman's Purse share and Slot Contribution amounts.

Last edited by: Bob Hill
Last saved date: January 31, 2014

N
Feb 27/2014.

X - Agreed to FP10.

British Columbia Lottery Corporation
Horseman's Purse - Full Period Analysis & True-up
December 29, 2013 to March 31, 2014
Q4

Casino	Fraser Downs	Hastings Park	TOTAL
<i>Location</i>	<i>Surrey</i>	<i>Vancouver</i>	
Slot Revenues	\$ 10,236,090.73	\$ 4,952,172.91	\$ 15,188,263.64
Slot Direct Costs			
Commissions	2,984,031.06	1,457,468.09	4,441,499.15
Equipment & Supplies	-	-	-
Equipment Leases	170,733.75	4,533.75	175,267.50
Total Slot Direct costs	\$ 3,154,764.81	\$ 1,462,001.84	\$ 4,616,766.65
Total Slot Contribution	\$ 7,081,325.92	\$ 3,490,171.07	\$ 10,571,496.99
Operating & Support Expenses			
Facility Operating Expenses	398,841.41	424,006.38	822,847.79
Corporate Overhead & Support Expenses	1,318,116.75	637,698.73	1,955,815.48
Total Operating & Support Expenses	\$ 1,716,958.16	\$ 1,061,705.11	\$ 2,778,663.27
Net Operating Profit	\$ 5,364,367.76	\$ 2,428,465.96	\$ 7,792,833.72
Horseman's Purse for Q4 (25% Share)	\$ 1,341,091.94	\$ 607,116.49	\$ 1,948,208.43
True-up for Estimates Previously Submitted			
For FP10 (December 29, 2013 to January 25, 2014)	470,000.00	210,000.00	680,000.00
For FP11 (January 26, 2014 to February 22, 2014)	400,000.00	210,000.00	610,000.00
Total remaining balance to be Remitted for FP12	\$ 471,091.94	\$ 187,116.49	\$ 658,208.43

British Columbia Lottery Corporation
Horseman's Purse - Full Period Analysis & True-up
December 28, 2014 to March 31, 2015
Q4

Casino	Fraser Downs	Hastings Park	TOTAL
<i>Location</i>	<i>Surrey</i>	<i>Vancouver</i>	
Slot Revenues	\$ 12,008,445.12	\$ 5,150,699.10	\$ 17,159,144.22
Slot Direct Costs			
Commissions	3,593,667.13	1,525,755.25	5,119,422.38
Equipment & Supplies	-	-	-
Equipment Leases	148,931.25	-	148,931.25
Total Slot Direct costs	3,742,598.38	1,525,755.25	5,268,353.63
Total Slot Contribution	8,265,846.74	3,624,943.85	11,890,790.59
Operating & Support Expenses			
Facility Operating Expenses	342,311.29	349,997.86	692,309.15
Corporate Overhead & Support Expenses	821,449.70	352,338.71	1,173,788.41
Total Operating & Support Expenses	1,163,760.99	702,336.57	1,866,097.56
Net Operating Profit From Slots	\$ 7,102,085.75	\$ 2,922,607.28	\$ 10,024,693.03
Horseman's Purse for Q4 (25% Share)	\$ 1,775,521.44	\$ 730,651.82	\$ 2,506,173.26
True-up for Estimates Previously Submitted			
For FP10 (December 28, 2014 to January 24, 2015)	500,000.00	220,000.00	720,000.00
For FP11 (January 25, 2015 to February 21, 2015)	490,000.00	220,000.00	710,000.00
Total remaining balance to be Remitted for FP12	\$ 785,521.44	\$ 290,651.82	\$ 1,076,173.26

British Columbia Lottery Corporation

Horseman's Purse - Full Period Analysis & True-up

December 28, 2014 to March 31, 2015

Q4

Casino	Fraser Downs	Hastings Park	TOTAL
Location	Surrey	Vancouver	
Slot Revenues	\$ 12,008,445.12	\$ 5,150,699.10	\$ 17,159,144.22
Slot Direct Costs			
Commissions	3,593,667.13	1,525,755.25	5,119,422.38
Equipment & Supplies	-	-	-
Equipment Leases	148,931.25	-	148,931.25
Total Slot Direct costs	3,742,598.38	1,525,755.25	5,268,353.63
Total Slot Contribution	8,265,846.74	3,624,943.85	11,890,790.59
Operating & Support Expenses			
Facility Operating Expenses	342,311.29	349,997.86	692,309.15
Corporate Overhead & Support Expenses	821,449.70	352,338.71	1,173,788.41
Total Operating & Support Expenses	1,163,760.99	702,336.57	1,866,097.56
Net Operating Profit From Slots	\$ 7,102,085.75	\$ 2,922,607.28	\$ 10,024,693.03
Horseman's Purse for Q4 (25% Share)	\$ 1,775,521.44	\$ 730,651.82	\$ 2,506,173.26
True-up for Estimates Previously Submitted			
For FP10 (December 28, 2014 to January 24, 2015)	G 500,000.00	G 220,000.00	G 720,000.00
For FP11 (January 25, 2015 to February 21, 2015)	G.1 490,000.00	G.1 220,000.00	G 710,000.00
Total remaining balance to be Remitted for FP12	\$ 785,521.44	\$ 290,651.82	\$ 1,076,173.26

FP12 ESTIMATE

G.2 700,000 G.2 300,000 1,000,000

FY 2015 Q3 ACTUAL G.3 1,632,982.12 G.3 605,918.47 2,238,900.59
FY 2014 Q4 ACTUAL 1,341,091.94 607,116.49 1,948,208.43

① agreed to ALG

⇒ reasonable

A=recalculated

Prepared by: TB April 8, 2015

Reviewed by: Lilibeth
Cjrunger 4/16

Reviewed by:

M Webb
04/20/15

Horseman's Purse - Full Period Analysis & True-up BEx QUERY DETAILS AND FILTERS

The tables below are the various Query variables and filter used to generate the HLG Query data.
Also shown is when the Query was executed, and the last refresh of data from SAP.

Information

Author	C_DSWINNEN
Current User	BHILL
Last Changed by	JCALDWELL
InfoProvider	ZCCFI_M02
Query Technical Name	ZCCFI_M02_Q0005
Query Description	HLG query
Last Refreshed	04/8/2015 13:18:35
Key Date	04/8/2015
Changed At	07/5/2014 12:15:14
Status of Data	04/8/2015 12:15:45
Relevance of Data (Date)	04/8/2015
Relevance of Data (Time)	2:15:45

changes after Apr 14th and close

DETAILS FOR "BEx Query Table Sites" QUERY

Filter

Company code	
Cost Element	BCLCINC_STMNT3 INCOME STATEMENT IFRS (M
Delivery Method	
Fiscal Quarter	
Fiscal year	
G/L Account	
Key Figures	
Posting period	
Prod Subbrand SAP Ky	
Product Category Ke	
Product Brand Key	
Product Division Key	CASINO PRODUCTS, Not assigned, BINGO PRODUCT
Profit Center	BCLC/1299999 CCG Generic, BCLC/1200080 Hasting
Segment - historical	

1200060

DETAILS FOR "BEx Query Table CCG Rev" QUERY

Filter

Company code	
Cost Element	BCLCREVENUES GAMING REVENUES
Delivery Method	
Fiscal Quarter	
Fiscal year	
G/L Account	
Key Figures	
Posting period	
Prod Subbrand SAP Ky	
Product Category Ke	
Product Brand Key	
Product Division Key	CASINO PRODUCTS, Not assigned, BINGO PRODUCTS
Profit Center	BCLCPSTD_50000 Casino & Community Gaming
Segment - historical	

Query Variables & Fixed Restricted values

CompanyCode	DO NOT USE - BCLC & Other Jurisdiction
Profit Center Hierarchy	Casino & Community G
Profit Center Group	JAN..MAR ✓
Fiscal Year/Periods	BCLC Chart of accounts
Chart of accounts	BCLC, PlayNow Subsidiary, LTEC ✓
Company code	Company code currency ✓
Currency Type	Z1/010/2015..Z1/012/2015 ✓
Fiscal year/period	BCLC 4-4-5 variant
Fiscal Year Variant]COFI-Real time updat[
G/L Account	Casino & Community G
Profit Center	0
Version	10

Query Variables & Fixed Restricted values

CompanyCode	DO NOT USE - BCLC & Other Jurisdictions
Profit Center Hierarchy	Casino & Community G
Profit Center Group	JAN..MAR ✓
Fiscal Year/Periods	BCLC Chart of accounts
Chart of accounts	BCLC, PlayNow Subsidiary, LTEC ✓
Company code	Company code currency ✓
Currency Type	Z1/010/2015..Z1/012/2015 ✓
Fiscal year/period	BCLC 4-4-5 variant
Fiscal Year Variant]COFI-Real time updat[
G/L Account	Casino & Community G
Profit Center	0
Version	10

W

BEX QUERY PROPERTIES

JB

Horseman's Purse - Full Period Analysis & True-up **Allocation Of CCG Overhead & Support Expenses**

The purpose of this analysis is calculate the allocation rates used to allocate the Generic (non-site) operating expense to Sites. This is achieved by segregating the Expenses based on their Product coding, and dividing by the appropriate Revenue amount.

"Poker" is not segregated out for Operating Expenses, as these expenses are only recognized down to "Slots" or "Tables" at the lowest product level.

Cost Element	Description	SLOTS	TABLES	CASINO BU GENER	BINGO PRODUCTS	Not Assigned	TOTAL EXPENSE
BCLCOPER_COST	OPERATING COSTS (Mgmt)	D (133,725.18)	D 5,408.89	D 261,049.98	D 25,401.22	D 22,282,664.85	22,440,799.76
BCLCOTHER_INC3	OTHER INCOME	D (367,580.66)	-	D 1,742.54	-	D 696,352.72	330,514.60
BCLCINTER_COMF	INTER_COMPANY LEASES	-	-	-	-	-	-
BCLCSPECL_COST	SPECIAL OPERATING COSTS	-	-	-	-	D (2,467.51)	(2,467.51)
BCLCIDEPRECIAT	I DEPRECIATION	-	-	-	-	-	-
BCLCGST	INDIRECT TAXES	-	-	-	-	D 10,012,858.83	10,012,858.83
BCLCINC_STMNT3	Overall Result	D (501,305.84)	D 5,408.89	D 262,792.52	D 25,401.22	D 32,989,408.89	D 32,781,705.68

Variance to Query -->

Add/Deduct adjustments to Generic OH & Support
(see back-up provided)

Adjusted Result	(501,305.84)	5,408.89	262,792.52	25,401.22	32,989,408.89	D 32,781,705.68
-----------------	--------------	----------	------------	-----------	---------------	-----------------

	SLOTS	TABLES	CASINO	BINGO	TOTAL REVENUE
TOTAL CONSOLIDATED CCG REVENUES	296,690,288.77	157,982,781.56	454,673,070.33	19,873,608.90	474,546,679.23

ALLOCATION RATES FOR CCG GENERIC OPERATING EXPENSES Allocated based on Site Revenue	-0.16897% (A)	0.00342% (B)	0.05780% (C)	6.95177% (D)
--	---------------	--------------	--------------	--------------

BINGO EXCLUDED

REVENUES	Casino Fraser Downs BCLC/1200040	Casino Hastings BCLC/1200120
SLOTS	\$ 12,008,445.12	\$ 5,150,699.10
TABLES	2,445,609.86	2,445,609.86
TOTAL REVENUE	\$ 14,454,054.98	\$ 5,150,699.10

Check -->

Allocation rate for Slot Product related expenses

	Casino Fraser Downs	Casino Hastings
(a) ALLOCATED TO SLOTS (A)	\$ (20,290.67)	\$ (8,703.14)

Allocation rate for Table Product related expenses

(b) ALLOCATED TO TABLES (B)	\$ 83.64	\$ -
-----------------------------	----------	------

Allocation rate for Casino Product related expenses

(a) ALLOCATED TO SLOTS (C)	\$ 6,940.88	\$ 2,977.10
(b) ALLOCATED TO TABLES (C)	1,413.56	-
	\$ 8,354.44	\$ 2,977.10

Allocation rate for Generic Corporate OH & Support expenses

(a) ALLOCATED TO SLOTS (D)	\$ 834,799.49	\$ 358,064.75
(b) ALLOCATED TO TABLES (D)	170,013.17	-
	\$ 1,004,812.66	\$ 358,064.75

TOTAL OVERHEAD & SUPPORT OPERATING EXPENSE ALLOCATIONS

	Casino Fraser Downs	Casino Hastings
(a) ALLOCATED TO SLOTS	\$ 821,449.70	\$ 352,338.71
(b) ALLOCATED TO TABLES	171,510.37	-
	\$ 992,960.07	\$ 352,338.71

Check -->

① NO ADJUSTMENT THIS QTR - ONLY AT Q1 DUE TO LATE ENTRY AFTER LAST FISCAL YEAR CLOSED. ✓

② agreed to ALG
 RERN Q3 TO ENSURE NO LATE ENTRIES - CONFIRMED ✓
 SEE B10-B30 ✓

Alloc - CCG GENERIC COSTS

Horseman's Purse - Full Period Analysis & True-up
Detailed Financial Results (BEX Query)

OPERATING EXPENSES

SLOT PRODUCT RELATED	701,610.10	232,710.85	295,726.38
TABLE PRODUCT RELATED	12,056.25		
CASINO PRODUCT RELATED (to be allocated)	153,359.37	122,271.79	51,884.23
GENERIC SITE RELATED (to be allocated)	25,438,688.04	160,049.77	98,202.66
BINGO PRODUCT RELATED (excluded)	14,766.89		
	26,320,480.65	515,032.41	445,813.27

Check -->

			Overall Result	CCG Generic	Casino Fraser Downs	Casino Hastings
				BCLC/1299999	BCLC/1200060	BCLC/1200080
Cost Element	Description	Product Category				
BCLCREVENUES	GAMING REVENUES	SLOTS	(15,294,027.99)	-	(10,857,785.16)	(4,436,242.83)
BCLCREVENUES	GAMING REVENUES	TABLES	(1,770,100.53)	-	(1,770,100.53)	-
BCLCREVENUES	GAMING REVENUES	Result	(17,064,128.52)	-	(12,627,885.69)	(4,436,242.83)
BCLCNET WIN	NET WIN	SLOTS	(15,294,027.99)	-	(10,857,785.16)	(4,436,242.83)
BCLCNET WIN	NET WIN	TABLES	(1,770,100.53)	-	(1,770,100.53)	-
BCLCNET WIN	NET WIN	Result	(17,064,128.52)	-	(12,627,885.69)	(4,436,242.83)
BCLCCOMMISSION	Commissions	SLOTS	4,351,498.06	-	3,060,175.71	1,291,322.35
BCLCCOMMISSION	Commissions	TABLES	890,058.51	-	890,058.51	-
BCLCCOMMISSION	Commissions	Result	5,241,556.57	-	3,950,234.22	1,291,322.35
BCLCEQPMT SUPP	Equipment & Supplies	TABLES	11,666.68	-	11,666.68	-
BCLCEQPMT SUPP	Equipment & Supplies	Result	11,666.68	-	11,666.68	-
BCLCEQUIPLANDL	Equipment Leases & L	SLOTS	121,087.50	-	119,625.00	1,462.50
BCLCEQUIPLANDL	Equipment Leases & L	TABLES	1,773.85	-	22,811.26	(21,037.41)
BCLCEQUIPLANDL	Equipment Leases & L	Result	122,861.35	-	142,436.26	(19,574.91)
BCLCDIR COSTS	DIRECT COSTS	SLOTS	4,472,585.56	-	3,179,800.71	1,292,784.85
BCLCDIR COSTS	DIRECT COSTS	TABLES	903,499.04	-	924,536.45	(21,037.41)
BCLCDIR COSTS	DIRECT COSTS	Result	5,376,084.60	-	4,104,337.16	1,271,747.44
BCLCOPER COST3	OPERATING COSTS	SLOTS	717,308.72	717,308.72	-	-
BCLCOPER COST3	OPERATING COSTS	TABLES	12,056.25	12,056.25	-	-
BCLCOPER COST3	OPERATING COSTS	BINGO PRODUCTS	14,766.89	14,766.89	-	-
BCLCOPER COST3	OPERATING COSTS	CASINO BU GENE	151,725.40	151,725.40	-	-
BCLCOPER COST3	OPERATING COSTS	Not assigned	15,346,235.38	15,206,056.53	72,718.79	67,460.06
BCLCOPER COST3	OPERATING COSTS	Result	16,242,092.64	16,101,913.79	72,718.79	67,460.06
BCLCOTHER INC3	OTHER INCOME	SLOTS	(15,698.62)	(15,698.62)	-	-
BCLCOTHER INC3	OTHER INCOME	CASINO BU GENE	1,633.97	1,633.97	-	-
BCLCOTHER INC3	OTHER INCOME	Not assigned	1,238,703.04	1,238,703.04	-	-
BCLCOTHER INC3	OTHER INCOME	Result	1,224,638.39	1,224,638.39	-	-
BCLCSPECL COST	SPECIAL OPERATING CO	Not assigned	2,340.97	2,340.97	-	-
BCLCSPECL COST	SPECIAL OPERATING CO	Result	2,340.97	2,340.97	-	-
BCLC/640050	I-Dep'n-Cas Sys & Eq	CASINO BU GENE	3,386,194.08	3,351,693.33	18,270.73	16,230.02
BCLC/640050	I-Dep'n-Cas Sys & Eq	Result	3,386,194.08	3,351,693.33	18,270.73	16,230.02
BCLC/640060	I-Dep'n-Slot Sys & Eq	SLOTS	6,154,194.68	6,154,194.68	-	-
BCLC/640060	I-Dep'n-Slot Sys & Eq	Result	6,154,194.68	6,154,194.68	-	-
BCLC/640070	I-Dep'n-Table Sys&Eq	CASINO BU GENE	225,877.31	225,877.31	-	-
BCLC/640070	I-Dep'n-Table Sys&Eq	Result	225,877.31	225,877.31	-	-
BCLC/640080	I-Dep'n-Bingo Game S	Not Assigned	8,051.98	8,051.98	-	-
BCLC/640080	I-Dep'n-Bingo Game S	Result	8,051.98	8,051.98	-	-
BCLC/864010	Assess-I-Lse Dep. Co	Not Assigned	26,178.82	-	19,380.18	6,798.64
BCLC/864010	Assess-I-Lse Dep. Co	Result	26,178.82	-	19,380.18	6,798.64
BCLC/864020	Assess-Lse Dep. Corp	Not Assigned	91,586.51	-	67,709.95	23,876.56
BCLC/864020	Assess-Lse Dep. Corp	Result	91,586.51	-	67,709.95	23,876.56
BCLC/864050	Assess-Lse Dep. Casi	CASINO BU GENE	(3,215,306.47)	(3,351,693.33)	100,732.65	35,654.21
BCLC/864050	Assess-Lse Dep. Casi	Result	(3,215,306.47)	(3,351,693.33)	100,732.65	35,654.21
BCLC/864060	Assess-Lse Dep. Slot	SLOTS	(5,625,757.45)	(6,154,194.68)	232,710.85	295,726.38
BCLC/864060	Assess-Lse Dep. Slot	Result	(5,625,757.45)	(6,154,194.68)	232,710.85	295,726.38
BCLC/864070	Assess-Lse Dep. Tble	CASINO BU GENE	(222,608.90)	(225,877.31)	3,268.41	-
BCLC/864070	Assess-Lse Dep. Tble	Result	(222,608.90)	(225,877.31)	3,268.41	-
BCLC/864080	Assess-Lse Dep. Bngo	Not Assigned	(7,743.73)	(8,051.98)	240.85	67.40
BCLC/864080	Assess-Lse Dep. Bngo	Result	(7,743.73)	(8,051.98)	240.85	67.40
BCLCIDEPRECIAT	I DEPRECIATION	Not assigned	820,666.83	-	442,313.62	378,353.21
BCLCIDEPRECIAT	I DEPRECIATION	Result	820,666.83	-	442,313.62	378,353.21
BCLCGST	INDIRECT TAXES	Not assigned	8,991,587.50	8,991,587.50	-	-
BCLCGST	INDIRECT TAXES	Result	8,991,587.50	8,991,587.50	-	-
BCLCINC STMNT3	INCOME STATEMENT I	SLOTS	(9,591,395.10)	701,610.10	(7,445,273.60)	(2,847,731.60)
BCLCINC STMNT3	INCOME STATEMENT I	TABLES	(854,545.24)	12,056.25	(845,564.08)	(21,037.41)
BCLCINC STMNT3	INCOME STATEMENT I	BINGO PRODUCTS	14,766.89	14,766.89	-	-
BCLCINC STMNT3	INCOME STATEMENT I	CASINO BU GENE	327,515.39	153,359.37	122,271.79	51,884.23
BCLCINC STMNT3	INCOME STATEMENT I	Not assigned	25,696,940.47	25,438,688.04	160,049.77	98,202.66
BCLCINC STMNT3	INCOME STATEMENT I	Result	15,593,282.41	26,320,480.65	(8,008,516.12)	(2,718,682.12)
0	0	0	-	-	-	-
0	0	0	-	-	-	-

Q3 AS ORIGINALLY REPORTED

7B

Horseman's Purse - Full Period Analysis & True-up
Detailed Financial Results (BEx Query)

OPERATING EXPENSES

SLOT PRODUCT RELATED	701,610.10	232,710.85	295,726.38
TABLE PRODUCT RELATED	12,056.25	-	-
CASINO PRODUCT RELATED (to be allocated)	153,359.37	122,271.79	51,884.23
GENERIC SITE RELATED (to be allocated)	25,438,688.04	160,049.77	98,202.66
BINGO PRODUCT RELATED (excluded)	14,766.89	-	-
	26,320,480.65	515,032.41	445,813.27

Check -->

			Overall Result	CCG Generic	Casino Fraser Downs	Casino Hastings
				BCLC/1299999	BCLC/1200060	BCLC/1200080
Cost Element	Description	Product Category				
BCLCREVENUES	GAMING REVENUES	SLOTS	(15,294,027.99)	-	(10,857,785.16)	(4,436,242.83)
BCLCREVENUES	GAMING REVENUES	TABLES	(1,770,100.53)	-	(1,770,100.53)	-
BCLCREVENUES	GAMING REVENUES	Result	(17,064,128.52)	-	(12,627,885.69)	(4,436,242.83)
BCLCNET WIN	NET WIN	SLOTS	(15,294,027.99)	-	(10,857,785.16)	(4,436,242.83)
BCLCNET WIN	NET WIN	TABLES	(1,770,100.53)	-	(1,770,100.53)	-
BCLCNET WIN	NET WIN	Result	(17,064,128.52)	-	(12,627,885.69)	(4,436,242.83)
BCLCCOMMISSION	Commissions	SLOTS	4,351,498.06	-	3,060,175.71	1,291,322.35
BCLCCOMMISSION	Commissions	TABLES	890,058.51	-	890,058.51	-
BCLCCOMMISSION	Commissions	Result	5,241,556.57	-	3,950,234.22	1,291,322.35
BCLCEQPMT SUPP	Equipment & Supplies	TABLES	11,666.68	-	11,666.68	-
BCLCEQPMT SUPP	Equipment & Supplies	Result	11,666.68	-	11,666.68	-
BCLCEQUIPLANDL	Equipment Leases & L	SLOTS	121,087.50	-	119,625.00	1,462.50
BCLCEQUIPLANDL	Equipment Leases & L	TABLES	1,773.85	-	22,811.26	(21,037.41)
BCLCEQUIPLANDL	Equipment Leases & L	Result	122,861.35	-	142,436.26	(19,574.91)
BCLCDIR COSTS	DIRECT COSTS	SLOTS	4,472,585.56	-	3,179,800.71	1,292,784.85
BCLCDIR COSTS	DIRECT COSTS	TABLES	903,499.04	-	924,536.45	(21,037.41)
BCLCDIR COSTS	DIRECT COSTS	Result	5,376,084.60	-	4,104,337.16	1,271,747.44
BCLCOPER COST3	OPERATING COSTS	SLOTS	717,308.72	717,308.72	-	-
BCLCOPER COST3	OPERATING COSTS	TABLES	12,056.25	12,056.25	-	-
BCLCOPER COST3	OPERATING COSTS	BINGO PRODUCTS	14,766.89	14,766.89	-	-
BCLCOPER COST3	OPERATING COSTS	CASINO BU GENE	151,725.40	151,725.40	-	-
BCLCOPER COST3	OPERATING COSTS	Not assigned	15,346,235.38	15,206,056.53	72,718.79	67,460.06
BCLCOPER COST3	OPERATING COSTS	Result	16,242,092.64	16,101,913.79	72,718.79	67,460.06
BCLCOTHER INC3	OTHER INCOME	SLOTS	(15,698.62)	(15,698.62)	-	-
BCLCOTHER INC3	OTHER INCOME	CASINO BU GENE	1,633.97	1,633.97	-	-
BCLCOTHER INC3	OTHER INCOME	Not assigned	1,238,703.04	1,238,703.04	-	-
BCLCOTHER INC3	OTHER INCOME	Result	1,224,638.39	1,224,638.39	-	-
BCLCSPECL COST	SPECIAL OPERATING CO	Not assigned	2,340.97	2,340.97	-	-
BCLCSPECL COST	SPECIAL OPERATING CO	Result	2,340.97	2,340.97	-	-
BCLC/640050	I-Dep'n-Cas Sys & Eq	CASINO BU GENE	3,386,194.08	3,351,693.33	18,270.73	16,230.02
BCLC/640050	I-Dep'n-Cas Sys & Eq	Result	3,386,194.08	3,351,693.33	18,270.73	16,230.02
BCLC/640060	I-Dep'n-Slot Sys &Eq	SLOTS	6,154,194.68	6,154,194.68	-	-
BCLC/640060	I-Dep'n-Slot Sys &Eq	Result	6,154,194.68	6,154,194.68	-	-
BCLC/640070	I-Dep'n-Table Sys&Eq	CASINO BU GENE	225,877.31	225,877.31	-	-
BCLC/640070	I-Dep'n-Table Sys&Eq	Result	225,877.31	225,877.31	-	-
BCLC/640080	I-Dep'n-Bingo Game S	Not Assigned	8,051.98	8,051.98	-	-
BCLC/640080	I-Dep'n-Bingo Game S	Result	8,051.98	8,051.98	-	-
BCLC/864010	Assess-I-Lse Dep. Co	Not Assigned	26,178.82	-	19,380.18	6,798.64
BCLC/864010	Assess-I-Lse Dep. Co	Result	26,178.82	-	19,380.18	6,798.64
BCLC/864020	Assess-Lse Dep. Corp	Not Assigned	91,586.51	-	67,709.95	23,876.56
BCLC/864020	Assess-Lse Dep. Corp	Result	91,586.51	-	67,709.95	23,876.56
BCLC/864050	Assess-Lse Dep. Casi	CASINO BU GENE	(3,215,306.47)	(3,351,693.33)	100,732.65	35,654.21
BCLC/864050	Assess-Lse Dep. Casi	Result	(3,215,306.47)	(3,351,693.33)	100,732.65	35,654.21
BCLC/864060	Assess-Lse Dep. Slot	SLOTS	(5,625,757.45)	(6,154,194.68)	232,710.85	295,726.38
BCLC/864060	Assess-Lse Dep. Slot	Result	(5,625,757.45)	(6,154,194.68)	232,710.85	295,726.38
BCLC/864070	Assess-Lse Dep. Tble	CASINO BU GENE	(222,608.90)	(225,877.31)	3,268.41	-
BCLC/864070	Assess-Lse Dep. Tble	Result	(222,608.90)	(225,877.31)	3,268.41	-
BCLC/864080	Assess-Lse Dep. Bngo	Not Assigned	(7,743.73)	(8,051.98)	240.85	67.40
BCLC/864080	Assess-Lse Dep. Bngo	Result	(7,743.73)	(8,051.98)	240.85	67.40
BCLCIDEPRECIAT	I DEPRECIATION	Not assigned	820,666.83	-	442,313.62	378,353.21
BCLCIDEPRECIAT	I DEPRECIATION	Result	820,666.83	-	442,313.62	378,353.21
BCLCGST	INDIRECT TAXES	Not assigned	8,991,587.50	8,991,587.50	-	-
BCLCGST	INDIRECT TAXES	Result	8,991,587.50	8,991,587.50	-	-
BCLCINC STMNT3	INCOME STATEMENT I	SLOTS	(9,591,395.10)	701,610.10	(7,445,273.60)	(2,847,731.60)
BCLCINC STMNT3	INCOME STATEMENT I	TABLES	(854,545.24)	12,056.25	(845,564.08)	(21,037.41)
BCLCINC STMNT3	INCOME STATEMENT I	BINGO PRODUCTS	14,766.89	14,766.89	-	-
BCLCINC STMNT3	INCOME STATEMENT I	CASINO BU GENE	327,515.39	153,359.37	122,271.79	51,884.23
BCLCINC STMNT3	INCOME STATEMENT I	Not assigned	25,696,940.47	25,438,688.04	160,049.77	98,202.66
BCLCINC STMNT3	INCOME STATEMENT I	Result	15,593,282.41	26,320,480.65	(8,008,516.12)	(2,718,682.12)
0	0	0	-	-	-	-
0	0	0	-	-	-	-
			✓	✓	✓	✓

8-Apr-15

Q3 RERUN - NO CHANGE FROM ORIGINAL REPORT. ✓

7B

Horseman's Purse - Full Period Analysis & True-up

Allocation Of Site Operating Expenses

The purpose of this analysis is to allocate the non-product and Casino-product related operating expense incurred at each site, and allocated them to either "Tables" or "Slots" based on % of Revenue for each Product.

REVENUES	Casino Fraser Downs BCLC/1200060	Casino Hastings BCLC/1200080	
SLOTS	\$ 12,008,445.12	\$ 5,150,699.10	\$ 17,159,144.22
TABLES	2,445,609.86	-	2,445,609.86
TOTAL REVENUE	\$ 14,454,054.98	\$ 5,150,699.10	\$ 19,604,754.08

Check -->

	TOTAL CASINO REVENUE MIX	
SLOTS	83.1%	100.0%
TABLES	16.9%	0.0%
	100.0%	100.0%

A - SLOT- & TABLE-PRODUCT RELATED EXPENSES

	Casino Fraser Downs	Casino Hastings
(a) SLOT PRODUCT RELATED	\$ 218,997.41	\$ 269,299.58
(b) TABLE PRODUCT RELATED	(32,985.32)	-

B - NON-PRODUCT & CASINO-PRODUCT RELATED EXPENSES

CASINO PRODUCT RELATED	\$ 11,121.59	\$ (8,382.25)
GENERIC SITE RELATED	137,270.57	89,080.53
TOTAL TO BE ALLOCATED	148,392.16	80,698.28
(a) ALLOCATED TO SLOTS	\$ 123,313.88	\$ 80,698.28
(b) ALLOCATED TO TABLES	25,078.28	-
	\$ 148,392.16	\$ 80,698.28

Check -->

C - TOTAL SITE OPERATING EXPENSE ALLOCATIONS

	Casino Fraser Downs	Casino Hastings
(a) ALLOCATED TO SLOTS	\$ 342,311.29	\$ 349,997.86
(b) ALLOCATED TO TABLES	(7,907.04)	Excluded -
	\$ 334,404.25	\$ 349,997.86

Check -->

Alloc - Site Generic Costs

Horseman's Purse - Full Period Analysis & True-up
Detailed Financial Results (BEx Query)

OPERATING EXPENSES

SLOT PRODUCT RELATED	(501,305.84)	218,997.41	269,299.58
TABLE PRODUCT RELATED	5,408.89	(32,985.32)	
CASINO PRODUCT RELATED (to be allocated)	262,792.52	11,121.59	(8,382.25)
GENERIC SITE RELATED (to be allocated)	32,989,408.89	137,270.57	89,080.53
BINGO PRODUCT RELATED (excluded)	25,401.22		
	32,781,705.68	334,404.25	349,997.86

Check -->

			Overall Result	CCG Generic	Casino Fraser Downs	Casino Hastings
				BCLC/1299999	BCLC/1200060	BCLC/1200080
Cost Element	Description	Product Category				
BCLCREVENUES	GAMING REVENUES	SLOTS	(17,159,144.22)	-	(12,008,445.12)	(5,150,699.10)
BCLCREVENUES	GAMING REVENUES	TABLES	(2,445,609.86)	-	(2,445,609.86)	-
BCLCREVENUES	GAMING REVENUES	Result	(19,604,754.08)	-	(14,454,054.98)	(5,150,699.10)
BCLCNET WIN	NET WIN	SLOTS	(17,159,144.22)	-	(12,008,445.12)	(5,150,699.10)
BCLCNET WIN	NET WIN	TABLES	(2,445,609.86)	-	(2,445,609.86)	-
BCLCNET WIN	NET WIN	Result	(19,604,754.08)	-	(14,454,054.98)	(5,150,699.10)
BCLCCOMMISSION	Commissions	SLOTS	5,119,422.38	-	3,593,667.13	1,525,755.25
BCLCCOMMISSION	Commissions	TABLES	1,309,304.30	-	1,309,304.30	-
BCLCCOMMISSION	Commissions	Result	6,428,726.68	-	4,902,971.43	1,525,755.25
BCLCEQUIPLANDL	Equipment Leases & L	SLOTS	148,931.25	-	148,931.25	-
BCLCEQUIPLANDL	Equipment Leases & L	TABLES	39,821.19	-	39,821.19	-
BCLCEQUIPLANDL	Equipment Leases & L	Result	188,752.44	-	188,752.44	-
BCLCDIR COSTS	DIRECT COSTS	SLOTS	5,268,353.63	-	3,742,598.38	1,525,755.25
BCLCDIR COSTS	DIRECT COSTS	TABLES	1,349,125.49	-	1,349,125.49	-
BCLCDIR COSTS	DIRECT COSTS	Result	6,617,479.12	-	5,091,723.87	1,525,755.25
BCLCOPER COST3	OPERATING COSTS	SLOTS	(133,725.18)	(133,725.18)	-	-
BCLCOPER COST3	OPERATING COSTS	TABLES	5,408.89	5,408.89	-	-
BCLCOPER COST3	OPERATING COSTS	BINGO PRODUCTS	25,401.22	25,401.22	-	-
BCLCOPER COST3	OPERATING COSTS	CASINO BU GENE	261,049.98	261,049.98	-	-
BCLCOPER COST3	OPERATING COSTS	Not assigned	22,432,951.66	22,282,664.85	80,749.02	69,537.79
BCLCOPER COST3	OPERATING COSTS	Result	22,591,086.57	22,440,799.76	80,749.02	69,537.79
BCLCOTHER INC3	OTHER INCOME	SLOTS	(405,110.30)	(367,580.66)	(17,767.31)	(19,762.33)
BCLCOTHER INC3	OTHER INCOME	TABLES	(32,985.32)	-	(32,985.32)	-
BCLCOTHER INC3	OTHER INCOME	CASINO BU GENE	1,742.54	1,742.54	-	-
BCLCOTHER INC3	OTHER INCOME	Not assigned	696,352.72	696,352.72	-	-
BCLCOTHER INC3	OTHER INCOME	Result	259,999.64	330,514.60	(50,752.63)	(19,762.33)
BCLCSPECL COST	SPECIAL OPERATING CO	Not assigned	(2,467.51)	(2,467.51)	-	-
BCLCSPECL COST	SPECIAL OPERATING CO	Result	(2,467.51)	(2,467.51)	-	-
BCLC/640050	I-Dep'n-Cas Sys & Eq	CASINO BU GENE	486,666.06	510,693.60	(10,294.45)	(13,733.09)
BCLC/640050	I-Dep'n-Cas Sys & Eq	Result	486,666.06	510,693.60	(10,294.45)	(13,733.09)
BCLC/640060	I-Dep'n-Slot Sys & Eq	SLOTS	6,233,371.54	6,233,371.54	-	-
BCLC/640060	I-Dep'n-Slot Sys & Eq	Result	6,233,371.54	6,233,371.54	-	-
BCLC/640070	I-Dep'n-Table Sys&Eq	CASINO BU GENE	187,080.15	187,080.15	-	-
BCLC/640070	I-Dep'n-Table Sys&Eq	Result	187,080.15	187,080.15	-	-
BCLC/640080	I-Dep'n-Bingo Game S	Not Assigned	4,416.49	4,416.49	-	-
BCLC/640080	I-Dep'n-Bingo Game S	Result	4,416.49	4,416.49	-	-
BCLC/864010	Assess-I-Lse Dep. Co	Not Assigned	25,302.52	-	18,695.19	6,607.33
BCLC/864010	Assess-I-Lse Dep. Co	Result	25,302.52	-	18,695.19	6,607.33
BCLC/864020	Assess-Lse Dep. Corp	Not Assigned	50,557.51	-	37,668.82	12,888.69
BCLC/864020	Assess-Lse Dep. Corp	Result	50,557.51	-	37,668.82	12,888.69
BCLC/864050	Assess-Lse Dep. Casi	CASINO BU GENE	(486,746.15)	(510,693.60)	18,596.61	5,350.84
BCLC/864050	Assess-Lse Dep. Casi	Result	(486,746.15)	(510,693.60)	18,596.61	5,350.84
BCLC/864060	Assess-Lse Dep. Slot	SLOTS	(5,707,544.91)	(6,233,371.54)	236,764.72	289,061.91
BCLC/864060	Assess-Lse Dep. Slot	Result	(5,707,544.91)	(6,233,371.54)	236,764.72	289,061.91
BCLC/864070	Assess-Lse Dep. Tble	CASINO BU GENE	(184,260.72)	(187,080.15)	2,819.43	-
BCLC/864070	Assess-Lse Dep. Tble	Result	(184,260.72)	(187,080.15)	2,819.43	-
BCLC/864080	Assess-Lse Dep. Bngo	Not Assigned	(4,212.23)	(4,416.49)	157.54	46.72
BCLC/864080	Assess-Lse Dep. Bngo	Result	(4,212.23)	(4,416.49)	157.54	46.72
BCLCIDEPRECIAT	I DEPRECIATION	Not assigned	604,630.26	-	304,407.86	300,222.40
BCLCIDEPRECIAT	I DEPRECIATION	Result	604,630.26	-	304,407.86	300,222.40
BCLCGST	INDIRECT TAXES	Not assigned	10,012,858.83	10,012,858.83	-	-
BCLCGST	INDIRECT TAXES	Result	10,012,858.83	10,012,858.83	-	-
BCLCINC STMNT3	INCOME STATEMENT I	SLOTS	(11,903,799.44)	(501,305.84)	(8,046,849.33)	(3,355,644.27)
BCLCINC STMNT3	INCOME STATEMENT I	TABLES	(1,124,060.80)	5,408.89	(1,129,469.69)	-
BCLCINC STMNT3	INCOME STATEMENT I	BINGO PRODUCTS	25,401.22	25,401.22	-	-
BCLCINC STMNT3	INCOME STATEMENT I	CASINO BU GENE	265,531.86	262,792.52	11,121.59	(8,382.25)
BCLCINC STMNT3	INCOME STATEMENT I	Not assigned	33,215,759.99	32,989,408.89	137,270.57	89,080.53
BCLCINC STMNT3	INCOME STATEMENT I	Result	20,478,832.83	32,781,705.68	(9,027,926.86)	(3,274,945.99)

0 • C

0 • C

① 17,767.31
② 236,764.72
218,997.41

③ 19,762.33
④ 289,061.91
269,299.58

agree to SAP

QUERY OVERLAY

HLG query

Status of Data 04/8/2015 12:15:45

Information

Author	C_DSWINNEN	Last Refreshed	04/8/2015 13:18:35
Current User	BHILL	Key Date	04/8/2015
Last Changed by	JCALDWELL	Changed At	07/5/2014 12:15:14
InfoProvider	ZCCFI_M02	Status of Data	04/8/2015 12:15:45
Query Technical	ZCCFI_M02_Q0005	Relevance of Data	04/8/2015
Query Description	HLG query	Relevance of Data	2:15:45

Table

Profit Center	Product Category Ke	SLOTS	TABLES	BINGO PRODUCTS	Overall Result
		Total Amount	Total Amount	Total Amount	Total Amount
		CAD	CAD	CAD	CAD
BCLC/1200010	Casino Billy Barker	(2,137,021)	(59,447)		(2,196,468)
BCLC/1200020	Hard Rock Casino Van	(23,030,952)	(10,575,000)		(33,605,952)
BCLC/1200030	Casino Cascades	(23,284,480)	(5,737,721)		(29,022,201)
BCLC/1200040	Casino of Rockies	(2,771,648)	(181,887)		(2,953,535)
BCLC/1200050	Casino Edgewater	(15,259,745)	(28,853,212)		(44,112,958)
BCLC/1200060	Casino Fraser Downs	(12,008,445)	(2,445,610)		(14,454,055)
BCLC/1200070	Casino Grand Villa	(31,212,974)	(27,608,739)		(58,821,713)
BCLC/1200080	Casino Hastings	(5,150,699)			(5,150,699)
BCLC/1200090	Casino Kamloops	(6,483,624)	(449,841)		(6,933,465)
BCLC/1200100	Casino Kelowna	(7,234,536)	(1,570,909)		(8,805,445)
BCLC/1200110	Casino Nanaimo	(10,019,781)	(690,624)		(10,710,405)
BCLC/1200120	Casino Penticton	(6,552,552)	(399,185)		(6,951,737)
BCLC/1200130	Casino River Rock	(37,223,436)	(64,005,382)		(101,228,818)
BCLC/1200140	Casino Starlight	(19,303,144)	(11,626,763)		(30,929,907)
BCLC/1200150	Casino Treasure Cove	(10,896,171)	(637,579)		(11,533,750)
BCLC/1200160	Casino Vernon	(8,278,847)	(241,419)		(8,520,266)
BCLC/1200170	Casino View Royal	(15,800,327)	(2,478,766)		(18,279,093)
BCLC/1200180	Chances Abbotsford	(4,275,350)		(151,283)	(4,426,634)
BCLC/1200190	Chances Campbell Rvr	(2,596,011)		(230,577)	(2,826,588)
BCLC/1200200	Chances Castlegar	(1,977,803)		(55,052)	(2,032,855)
BCLC/1200210	Chances Chilliwack	(6,126,901)		(1,318,729)	(7,445,630)
BCLC/1200220	Chances Courtenay	(4,301,377)		(240,286)	(4,541,662)
BCLC/1200230	Chances Cowichan	(3,000,734)		(435,932)	(3,436,666)
BCLC/1200240	Chances Dawson Creek	(3,447,725)		(163,377)	(3,611,102)
BCLC/1200250	Chances Fort St John	(4,288,766)	(420,696)	(99,849)	(4,809,311)
BCLC/1200260	Chances Kamloops	(3,285,193)		(1,045,898)	(4,331,091)
BCLC/1200270	Chances Kelowna	(7,923,002)		(1,947,028)	(9,870,030)
BCLC/1200280	Chances Maple Ridge	(5,300,100)		(707,573)	(6,007,672)
BCLC/1200290	Chances Mission	(2,481,661)		(186,291)	(2,667,951)
BCLC/1200300	Chances Pr. Rupert	(2,184,114)		(287,601)	(2,471,715)
BCLC/1200310	Chances RimRock	(2,020,733)		(345,817)	(2,366,550)
BCLC/1200320	Chances Signal Point	(2,528,674)		(338,833)	(2,867,507)
BCLC/1200330	Chances Squamish	(1,077,709)		(109,376)	(1,187,085)
BCLC/1200340	Chances Terrace	(2,752,734)		(272,151)	(3,024,885)
BCLC/1200350	CGC Langley	(473,323)		(1,395,994)	(1,869,317)
BCLC/1200360	CGC Newton			(1,441,341)	(1,441,341)
BCLC/1200370	Bingo Esquimalt			(893,258)	(893,258)
BCLC/1200380	Bingo Fairweather			(714,238)	(714,238)
BCLC/1200390	Bingo Harbour City			(1,406,508)	(1,406,508)
BCLC/1200400	Bingo Planet			(1,992,743)	(1,992,743)
BCLC/1200420	Bingo Penticton			(685,611)	(685,611)
BCLC/1200430	Bingo Victoria			(913,019)	(913,019)
BCLC/1200440	Bingo Treasure Cove			(2,440,925)	(2,440,925)
BCLC/1200450	Bingo Independent			(54,319)	(54,319)
Overall Result		(296,690,289)	(157,982,782)	(19,873,609)	(474,546,679)

✓ - agreed to HLG

BET QUERY TABLE - CGG REV

7B.

Report

Edit

Goto

View

Extras

Settings

System

Help

SAP

Plan/Act./Var. w/o EIBV

Plan/Act./Var. w/o EIBV

Status: 04/08/2015Page: 2/ 3

Controlling Area

Profit Center/Group

Person responsible

Reporting period

BCLC

1200060

Laurie Stewart

10 12 2015

BCLC/LTEC ControllingArea

Casino Fraser Downs

Profit and loss accounts	Plan	Actual	Var. (abs.)	Var. (%)
*** GAMING REVENUES		14,454,054.98-	14,454,054.98-	
**** NET WIN		14,454,054.98-	14,454,054.98-	
*** Commissions		4,902,971.43	4,902,971.43	
*** Equipment Leases & Licenses		188,752.44	188,752.44	
**** DIRECT COSTS		5,091,723.87	5,091,723.87	
*** OPERATING COSTS (Mgmt Forma	84,861.78	80,749.02	4,112.76-	4.85-
**** Operating Costs	84,861.78	80,749.02	4,112.76-	4.85-
**** OTHER INCOME (Mgmt Forma		50,752.63-	50,752.63-	
**** I-DEPRECIATION		304,407.86	304,407.86	
***** Total	84,861.78	9,027,926.86-	9,112,788.64-	10,738.39-

Plan/Act./Var. w/o EIBV

Status: 04/08/2015Page: 3/ 3

Controlling Area

Profit Center/Group

Person responsible

Reporting period

BCLC

1200060

Laurie Stewart

10 12 2015

BCLC/LTEC ControllingArea

Casino Fraser Downs

Key figures	Plan	Actual
Profit	84,861.78	9,027,926.86-

Prints Window Contents

Z_ALR_87013340IFRS BCLC777 INS

To VALIDATE DETAILED BEX QUERY ✓

B

Plan/Act./Var. w/o EIBV

Column

Plan/Act./Var. w/o EIBV Status: 04/08/2015 Page: 2/ 3

Controlling Area BCLC BCLC/LTEC Controlling Area
 Profit Center/Group 1200080 Casino Hastings
 Person responsible Laurie Stewart
 Reporting period 10 12 2015

Profit and loss accounts	Plan	Actual	Var. (abs.)	Var. (%)
*** GAMING REVENUES		5,150,699.10-	5,150,699.10-	
**** NET WIN		5,150,699.10-	5,150,699.10-	
*** Commissions		1,525,755.25	1,525,755.25	
**** DIRECT COSTS		1,525,755.25	1,525,755.25	
*** OPERATING COSTS (Mgmt Forma	70,045.59	69,537.79	507.80-	0.73-
**** Operating Costs	70,045.59	69,537.79	507.80-	0.73-
**** OTHER INCOME (Mgmt Forma		19,762.33-	19,762.33-	
**** I-DEPRECIATION		300,222.40	300,222.40	
**** Total	70,045.59	3,274,945.99-	3,344,991.58-	4,775.45-

Plan/Act./Var. w/o EIBV Status: 04/08/2015 Page: 3/ 3

Controlling Area BCLC BCLC/LTEC Controlling Area
 Profit Center/Group 1200080 Casino Hastings
 Person responsible Laurie Stewart
 Reporting period 10 12 2015

Key figures	Plan	Actual
Profit	70,045.59	3,274,945.99-

TO VALIDATE DETAILED RET QUERY ✓

R

Report Edit Goto View Extras Settings System Help

Plan/Act./Var. w/o EIBV

Plan/Act./Var. w/o EIBV Status: 04/08/2015 Page: 2/ 3

Controlling Area BCLC BCLC/LTEC ControllingArea
 Profit Center/Group 1299999 CCG Generic ✓
 Person responsible Monica Bohm ✓
 Reporting period 10 12 2015 ✓

Profit and loss accounts	Plan	Actual	Var. (abs.)	Var. (%)
*** GAMING SUPPORT COSTS (Mgmt Forma	4,169,453.74	4,732,775.73	563,321.99	13.51
*** OPERATING COSTS (Mgmt Forma	20,842,099.44	17,708,024.03	3,134,075.41-	15.04-
**** Operating Costs	25,011,553.18	22,440,799.76	2,570,753.42-	10.28-
**** OTHER INCOME (Mgmt Forma	834,141.00	330,514.60	503,626.40-	60.38-
**** SPECIAL OPERATING COSTS		2,467.51-	2,467.51-	
**** I-DEPRECIATION	10,498,190.00		10,498,190.00-	100.00-
**** INDIRECT TAXES	9,781,039.61	10,012,858.83	231,819.22	2.37
***** Total	46,124,923.79	32,781,705.68	13,343,218.11-	28.93-

Plan/Act./Var. w/o EIBV Status: 04/08/2015 Page: 3/ 3

Controlling Area BCLC BCLC/LTEC ControllingArea
 Profit Center/Group 1299999 CCG Generic
 Person responsible Monica Bohm
 Reporting period 10 12 2015

Key figures	Plan	Actual
Profit	46,124,923.79	32,781,705.68

Prints Window Contents

Z_ALR_87013340IFRS BCLC777 INS

0 • C

0 • C

② 4,732,775.73 +
 17,708,024.03 +
 22,440,799.76 * D ✓

TO VALIDATE DETAILED BEX QUERY ✓

7B

Michelle Webb

From: Michelle Webb
Sent: Thursday, January 29, 2015 2:37 PM
To: Norine.Seabrook@gov.bc.ca; Kristina.Byrne@gov.bc.ca; krao@gcgaming.com; jpoon@gcgaming.com; Brian Butters
Cc: Tom Powell; Tricia Turner; Kerry McGuire
Subject: HMP Estimate for FP10
Attachments: FP10 Month 2015 HMP - GPEB.xlsx

Hi Norine,

Please see the attached for the HMP estimate calculation for FP10 of FY2015.

HMP est for FP10
2015

Fraser Downs Casino

\$500,000

Hastings Casino

\$220,000

A ✓

Best regards,

Michelle Webb, CPA, CA
Manager, Financial Reporting & Systems
Finance & Corporate Services, BCLC

\$ 720,000

74 West Seymour Street, Kamloops B.C. V2C 1E2
T 250 852 5426 F 250 828 5666

Connect with us:
Twitter @BCLC | Twitter @BCLCGameSense | YouTube | Blog | bclc.com

Last year, more than \$1 billion generated by BCLC gambling activities went back into health care, education and community groups across B.C.

AB

Frank Bartella

From: Tricia Turner
Sent: Thursday, February 26, 2015 3:39 PM
To: Seabrook, Norine SG:EX (Norine.Seabrook@gov.bc.ca); Byrne, Kristina A FIN:EX; krao@gcgaming.com; Brian Butters; jpoon@gcgaming.com
Cc: Tom Powell; Tricia Turner; Michelle Webb; Bob Hill
Subject: HMP Estimate for FP11
Attachments: FP11 Month 2015 HMP - GPEB.XLSX

Hi Norine,

Please see the attached for the HMP estimate calculation for FP11 of FY2015.

HMP est for FP11 2015

Fraser Downs Casino
Hastings Casino

\$490,000
\$220,000

A ✓
A ✓

Thanks.

\$ 710,000.

Tricia

Tricia Turner, CPA, CA
Senior Manager, Corporate Finance
Finance and Corporate Services
BCLC, 74 West Seymour Street, Kamloops, B.C. V2C 1E2
T 250 377 2077 F 250 828 5634 E tturner@bclc.com

Connect with us:
Twitter @BCLC | Twitter @BCLCGameSense | YouTube | Blog | bclc.com

Last year, more than \$1 billion generated by BCLC gambling activities went back into health care, education and community groups across B.C.

TB

Frank Bartella

From: Michelle Webb
Sent: Wednesday, April 08, 2015 9:12 AM
To: Norine.Seabrook@gov.bc.ca; Kristina.Byrne@gov.bc.ca; krao@gcgaming.com; jpoon@gcgaming.com; Brian Butters
Cc: Tom Powell; Tricia Turner; Frank Bartella
Subject: HMP Estimate for FP12
Attachments: FP12 Month 2015 HMP - GPEB.xlsx

Hi Norine,

Please see the attached for the HMP estimate calculation for FP12 of FY2015.

HMP est for FP12

2015

Fraser Downs Casino	\$700,000	✓
Hastings Casino	\$300,000	✓

Best regards,

Michelle Webb, CPA, CA
Manager, Financial Reporting & Systems
Finance & Corporate Services, BCLC

74 West Seymour Street, Kamloops B.C. V2C 1E2
T 250 852 5426 F 250 828 5666

Connect with us:
Twitter @BCLC | Twitter @BCLCGameSense | YouTube | Blog | bclc.com

Last year, more than \$1 billion generated by BCLC gambling activities went back into health care, education and community groups across B.C.

7B

Frank Bartella

From: Michelle Webb
Sent: Friday, January 09, 2015 2:07 PM
To: 'GPEB.Finance@gov.bc.ca'; 'jpoon@gcgaming.com'; 'krao@gcgaming.com'
Cc: Brian Butters; Tom Powell; Frank Bartella; Tricia Turner
Subject: Horseman's Purse for Q3 FY2015 - for the period Sept 28 to Dec 27, 2014
Attachments: HMP Submissions Q3 2014 2015.xlsx

Good afternoon,

Below are the Horseman's Purse (HMP) calculations for the fiscal quarter ended December 27, 2014 (Q3 FY2015) and for the November 23 - December 27, 2014 FP9 period:

	<u>HMP for Q3 2015</u>	<u>HMP for FP9 2015</u>
Fraser Downs Casino	\$1,632,982.12 ✓	\$652,982.12
Hastings Casino	\$605,918.47 ✓	\$225,918.47

Please find attached the formal Horseman's Purse report for Q3 FY2015.

Best regards,

Michelle Webb, CPA, CA
Manager, Financial Reporting & Systems
Finance & Corporate Services, BCLC

74 West Seymour Street, Kamloops B.C. V2C 1E2
T 250 852 5426 F 250 828 5666

Connect with us:
Twitter @BCLC | Twitter @BCLCGameSense | YouTube | Blog | bclc.com

Last year, more than \$1 billion generated by BCLC gambling activities went back into health care, education and community groups across B.C.

7B

British Columbia Lottery Corporation
Horseman's Purse - Full Period Analysis & True-up
June 29, 2014 to September 27, 2014
Q2

Casino	Fraser Downs	Hastings Park	TOTAL
<i>Location</i>	<i>Surrey</i>	<i>Vancouver</i>	
Slot Revenues	\$ 11,343,214.36	\$ 5,156,302.21	\$ 16,499,516.57
Slot Direct Costs			
Commissions	3,299,937.99	1,517,448.00	4,817,385.99
Equipment & Supplies	1,275.26	1,620.59	2,895.85
Equipment Leases	143,647.50	4,436.25	148,083.75
Total Slot Direct costs	3,444,860.75	1,523,504.84	4,968,365.59
Total Slot Contribution	7,898,353.61	3,632,797.37	11,531,150.98
Operating & Support Expenses			
Facility Operating Expenses	471,575.62	445,659.67	917,235.29
Corporate Overhead & Support Expenses	660,114.96	300,069.47	960,184.43
Total Operating & Support Expenses	1,131,690.58	745,729.14	1,877,419.72
Net Operating Profit From Slots	\$ 6,766,663.03	\$ 2,887,068.23	\$ 9,653,731.26
Horseman's Purse for Q2 (25% Share)	\$ 1,691,665.76	\$ 721,767.06	\$ 2,413,432.82
True-up for Estimates Previously Submitted			
For FP4 (June 29, 2014 to July 26, 2014)	500,000.00	240,000.00	740,000.00
For FP5 (July 27, 2014 to August 23, 214)	460,000.00	210,000.00	670,000.00
Total Remaining Balance to be Remitted for FP6	\$ 731,665.76	\$ 271,767.06	\$ 1,003,432.82

British Columbia Lottery Corporation
Horseman's Purse - Full Period Analysis & True-up
September 28, 2014 to December 27, 2014
Q3

Casino	Fraser Downs	Hastings Park	TOTAL
<i>Location</i>	<i>Surrey</i>	<i>Vancouver</i>	
Slot Revenues	\$ 10,857,785.16	\$ 4,436,242.83	\$ 15,294,027.99
Slot Direct Costs			
Commissions	3,060,175.71	1,291,322.35	4,351,498.06
Equipment & Supplies	-	-	-
Equipment Leases	119,625.00	1,462.50	121,087.50
Total Slot Direct costs	3,179,800.71	1,292,784.85	4,472,585.56
Total Slot Contribution	7,677,984.45	3,143,457.98	10,821,442.43
Operating & Support Expenses			
Facility Operating Expenses	475,507.39	445,813.27	921,320.66
Corporate Overhead & Support Expenses	670,548.59	273,970.83	944,519.42
Total Operating & Support Expenses	1,146,055.98	719,784.10	1,865,840.08
Net Operating Profit From Slots	\$ 6,531,928.47	\$ 2,423,673.88	\$ 8,955,602.35
Horseman's Purse for Q3 (25% Share)	\$ 1,632,982.12	\$ 605,918.47	\$ 2,238,900.59
True-up for Estimates Previously Submitted			
For FP7 (September 28, 2014 to October 25, 2014)	510,000.00	190,000.00	700,000.00
For FP8 (October 26, 2014 to November 22, 2014)	470,000.00	190,000.00	660,000.00
Total remaining balance to be Remitted for FP9	\$ 652,982.12	\$ 225,918.47	\$ 878,900.59

British Columbia Lottery Corporation
Horseman's Purse - Full Period Analysis & True-up
December 28, 2014 to March 31, 2015
Q4

Casino	Fraser Downs	Hastings Park	TOTAL
<i>Location</i>	<i>Surrey</i>	<i>Vancouver</i>	
Slot Revenues	\$ 12,008,445.12	\$ 5,150,699.10	\$ 17,159,144.22
Slot Direct Costs			
Commissions	3,593,667.13	1,525,755.25	5,119,422.38
Equipment & Supplies	-	-	-
Equipment Leases	148,931.25	-	148,931.25
Total Slot Direct costs	3,742,598.38	1,525,755.25	5,268,353.63
Total Slot Contribution	8,265,846.74	3,624,943.85	11,890,790.59
Operating & Support Expenses			
Facility Operating Expenses	342,311.29	349,997.86	692,309.15
Corporate Overhead & Support Expenses	821,449.70	352,338.71	1,173,788.41
Total Operating & Support Expenses	1,163,760.99	702,336.57	1,866,097.56
Net Operating Profit From Slots	\$ 7,102,085.75	\$ 2,922,607.28	\$ 10,024,693.03
Horseman's Purse for Q4 (25% Share)	\$ 1,775,521.44	\$ 730,651.82	\$ 2,506,173.26
True-up for Estimates Previously Submitted			
For FP10 (December 28, 2014 to January 24, 2015)	500,000.00	220,000.00	720,000.00
For FP11 (January 25, 2015 to February 21, 2015)	490,000.00	220,000.00	710,000.00
Total remaining balance to be Remitted for FP12	\$ 785,521.44	\$ 290,651.82	\$ 1,076,173.26

Dickson, Brandy FIN:EX

From: Michelle Webb <MWebb@BCLC.com>
Sent: Monday, April 20, 2015 8:17 PM
To: GPEB Finance GPEB:EX; jpoon@gcgaming.com; krao@gcgaming.com
Cc: Tom Powell; Tricia Turner; Frank Bartella; Brian Butters
Subject: Horseman's Purse for Q4 FY2015 - for the period Dec 28, 2014 to Mar 31, 2015

Hello,

Below are the Horseman's Purse (HMP) calculations for the fiscal quarter ended March 31, 2015 (Q4 FY2015) and for the February 22 – March 31, 2015 FP12 period:

	<u>HMP for Q4 2015</u>	<u>HMP for FP12 2015</u>
Fraser Downs Casino	\$1,775,521.44	\$785,521.44
Hastings Casino	\$730,651.82	\$290,651.82

Please find attached the formal Horseman's Purse report for Q4 FY2015.

Best regards,

Michelle Webb, CPA, CA
Manager, Financial Reporting & Systems
Finance & Corporate Services, BCLC

74 West Seymour Street, Kamloops B.C. V2C 1E2
T 250 852 5426 F 250 828 5634

Connect with us:
Twitter @BCLC | Twitter @BCLCGameSense | YouTube | Blog | bclc.com

Last year, more than \$1 billion generated by BCLC gambling activities went back into health care, education and community groups across B.C.

This email is intended only for the addressee. It may contain confidential or proprietary information that cannot be disclosed without BCLC's permission. If you have received this email in error, please notify the sender immediately and delete the email.

Dickson, Brandy FIN:EX

From: Jake Cruise <JCruise@bclc.com>
Sent: Thursday, July 10, 2014 5:12 PM
To: GPEB Finance GPEB:EX; 'jpoon@gcgaming.com'; 'krao@gcgaming.com'
Cc: Brian Butters; Tom Powell; Kerry Nichiporik; Tricia Turner
Subject: RE: HMP for the fiscal quarter ended June 28, 2014 (Q1 2015) and the May 25-June 28, 2014 period

I apologize, the previous attachment might have formulae that do not work. Please see attached.

Jake
250 828 5506

From: Jake Cruise
Sent: Thursday, July 10, 2014 4:34 PM
To: 'GPEB.Finance@gov.bc.ca'; jpoon@gcgaming.com; krao@gcgaming.com
Cc: Brian Butters; Tom Powell; Kerry Nichiporik; Tricia Turner
Subject: HMP for the fiscal quarter ended June 28, 2014 (Q1 2015) and the May 25-June 28, 2014 period

Good afternoon,

Here are the Horseman's Purse (HMP) calculations for the fiscal quarter ended June 28, 2014 (Q1 2015) and the May 25-June 28, 2014 period:

	<u>HMP for Q1 2015</u>	<u>HMP for FP3 2015</u>
Fraser Downs Casino	\$1,698,618.46	\$728,618.46
Hastings Casino	\$698,236.35	\$228,236.35

Regards,
Jake Cruise, CA
Manager, Financial Reporting and Systems
Finance and Corporate Services
BCLC, 74 West Seymour Street, Kamloops, B.C. V2C 1E2
T 250 828 5506 F 800 637 0746 E jcruise@bclc.com
Connect with us : Twitter @BCLC | Twitter @BCLCGameSense | YouTube | Blog | bclc.com

Last year, more than \$1 billion generated by BCLC gambling activities went back into health care, education and community groups across B.C.

This email is intended only for the addressee. It may contain confidential or proprietary information that cannot be disclosed without BCLC's permission. If you have received this email in error, please notify the sender immediately and delete the email.

Dickson, Brandy FIN:EX

From: Seabrook, Norine FIN:EX
Sent: Tuesday, September 2, 2014 11:02 AM
To: Byrne, Kristina A FIN:EX
Subject: FW: HMP Estimate for FP5

Norine Seabrook
Senior Financial Analyst
Gaming Policy and Enforcement Branch
Ministry of Finance
250-387-2412
Norine.Seabrook@gov.bc.ca

From: Tricia Turner [<mailto:TTurner@BCLC.com>]
Sent: Thursday, August 28, 2014 1:24 PM
To: Seabrook, Norine FIN:EX; jpoon@gcgaming.com; Brian Butters; krao@gcgaming.com
Cc: Tom Powell; Frank Bartella; Tricia Turner
Subject: HMP Estimate for FP5

Good afternoon.

Please see the attached for the HMP Estimate calculation for FP5 of FY2015.

	<u>HMP est for FP5 2015</u>
Fraser Downs Casino	\$460,000.00
Hastings Casino	\$210,000.00

Tricia

Tricia Turner, CPA, CA
Senior Manager, Corporate Finance
Finance and Corporate Services
BCLC, 74 West Seymour Street, Kamloops, B.C. V2C 1E2
T 250 377 2077 F 250 828 5634 E tturner@bclc.com

Connect with us:
Twitter [@BCLC](#) | Twitter [@BCLCGameSense](#) | YouTube | Blog | bclc.com

Last year, more than \$1 billion generated by BCLC gambling activities went back into health care, education and community groups across B.C.

This email is intended only for the addressee. It may contain confidential or proprietary information that cannot be disclosed without BCLC's permission. If you have received this email in error, please notify the sender immediately and delete the email.

Dickson, Brandy FIN:EX

From: Seabrook, Norine FIN:EX
Sent: Thursday, October 2, 2014 3:39 PM
To: Byrne, Kristina A FIN:EX
Subject: FW: HMP Estimate for FP6

Please use this figure for the Sept HMP accrual, thanks!

Norine Seabrook
Senior Financial Analyst
Gaming Policy and Enforcement Branch
Ministry of Finance
250-387-2412
Norine.Seabrook@gov.bc.ca

From: Tom Powell [<mailto:TPowell@BCLC.com>]
Sent: Thursday, October 2, 2014 3:00 PM
To: Seabrook, Norine FIN:EX; jpoon@gcgaming.com; Brian Butters; krao@gcgaming.com
Cc: Frank Bartella; Tricia Turner
Subject: HMP Estimate for FP6

Good afternoon,

Please see the attached for the HMP Estimate calculation for FP6 of FY2015.

	<u>HMP est for FP6 2015</u>
Fraser Downs Casino	\$650,000.00
Hastings Casino	\$300,000.00

Regards,

Tom

This email is intended only for the addressee. It may contain confidential or proprietary information that cannot be disclosed without BCLC's permission. If you have received this email in error, please notify the sender immediately and delete the email.

Dickson, Brandy FIN:EX

From: Seabrook, Norine FIN:EX
Sent: Thursday, October 30, 2014 8:48 AM
To: Byrne, Kristina A FIN:EX
Subject: FW: HMP Estimate for FP7

FYI

Norine Seabrook
Senior Financial Analyst
Gaming Policy and Enforcement Branch
Ministry of Finance
250-387-2412
Norine.Seabrook@gov.bc.ca

From: Tricia Turner [<mailto:TTurner@BCLC.com>]
Sent: Wednesday, October 29, 2014 5:53 PM
To: Seabrook, Norine FIN:EX; jpoon@gcgaming.com; Brian Butters; krao@gcgaming.com
Cc: Tom Powell; Tricia Turner; Frank Bartella
Subject: HMP Estimate for FP7

Good afternoon,

Please see the attached for the HMP Estimate calculation for FP 7 of FY2015.

	<u>HMP est. for FP7 2015</u>
Fraser Downs Casino	\$510,000.00
Hastings Casino	\$190,000.00

Thanks.

Tricia

Tricia Turner, CPA, CA
Senior Manager, Corporate Finance
Finance and Corporate Services
BCLC, 74 West Seymour Street, Kamloops, B.C. V2C 1E2
T 250 377 2077 F 250 828 5634 E tturner@bclc.com

Connect with us:
Twitter [@BCLC](#) | Twitter [@BCLCGameSense](#) | YouTube | Blog | bclc.com

Last year, more than \$1 billion generated by BCLC gambling activities went back into health care, education and community groups across B.C.

This email is intended only for the addressee. It may contain confidential or proprietary information that cannot be disclosed without BCLC's permission. If you have received this email in error, please notify the sender immediately and delete the email.

Dickson, Brandy FIN:EX

From: Tricia Turner <TTurner@BCLC.com>
Sent: Wednesday, December 10, 2014 12:50 PM
To: Byrne, Kristina A FIN:EX; Seabrook, Norine FIN:EX
Cc: Tricia Turner; Michelle Webb; Bob Hill; Tom Powell
Subject: FW: HMP Estimate for FP8

Hi Kristina.

My apologies on this.

I can confirm that it was just this date field that got missed on the document. All of the information contained does reflect FP8 activity. We have provided you with an updated copy reflecting the correct FP8 dates.

Going forward, for these estimates and the quarter end reports that are viewed by GCC, would you be OK if we provide you with a PDF copy so that we don't have to create a second file like the one attached – which is just done for distribution purposes to GCC?

We will continue to provide you directly with the full excel file with all appropriate back-up in a separate email to GPEB for quarter end.

Thanks.

Tricia

Tricia Turner, CPA, CA
Senior Manager, Corporate Finance
Finance and Corporate Services
BCLC, 74 West Seymour Street, Kamloops, B.C. V2C 1E2
T 250 377 2077 F 250 828 5634 E tturner@bclc.com

Connect with us:
Twitter @BCLC | Twitter @BCLCGameSense | YouTube | Blog | bclc.com

Last year, more than \$1 billion generated by BCLC gambling activities went back into health care, education and community groups across B.C.

From: Byrne, Kristina A FIN:EX [<mailto:Kristina.Byrne@gov.bc.ca>]
Sent: Wednesday, December 10, 2014 8:56 AM
To: Tricia Turner
Subject: FW: HMP Estimate for FP8

Hello Tricia,

We noticed the date on the spreadsheet is for September 28 – October 25th. Can you please reconfirm whether the date was accidentally not updated, or the information on the spreadsheet is actually for that date? Can you please resend the spreadsheet with correct dates?

Thank you

Kris Byrne

Senior Financial Analyst
Gaming Policy and Enforcement Branch
Ministry of Finance
250-356-6156

From: Seabrook, Norine FIN:EX
Sent: Friday, November 28, 2014 8:06 AM
To: Byrne, Kristina A FIN:EX
Subject: FW: HMP Estimate for FP8

FYI

Norine Seabrook
Senior Financial Analyst
Gaming Policy and Enforcement Branch
Ministry of Finance
250-387-2412
Norine.Seabrook@gov.bc.ca

From: Tricia Turner [<mailto:TTurner@BCLC.com>]
Sent: Thursday, November 27, 2014 4:39 PM
To: Seabrook, Norine FIN:EX; jpoon@gcgaming.com; krao@gcgaming.com; Brian Butters
Cc: Tom Powell; Tricia Turner; Michelle Webb; Bob Hill
Subject: HMP Estimate for FP8

Good afternoon,

Please see the attached for the HMP Estimate calculation for FP8 of FY2015.

	<u>HMP est. for FP8 2015</u>
Fraser Downs Casino	\$470,000.00
Hastings Casino	\$190,000.00

Thank you.

Tricia

Tricia Turner, CPA, CA
Senior Manager, Corporate Finance
Finance and Corporate Services
BCLC, 74 West Seymour Street, Kamloops, B.C. V2C 1E2
T 250 377 2077 F 250 828 5634 E tturner@bclc.com

Connect with us:
Twitter @BCLC | Twitter @BCLCGameSense | YouTube | Blog | bclc.com

Last year, more than \$1 billion generated by BCLC gambling activities went back into health care, education and community groups across B.C.

This email is intended only for the addressee. It may contain confidential or proprietary information that cannot be disclosed without BCLC's permission. If you have received this email in error, please notify the sender immediately and delete the email.

This email is intended only for the addressee. It may contain confidential or proprietary information that cannot be disclosed without BCLC's permission. If you have received this email in error, please notify the sender immediately and delete the email.

Dickson, Brandy FIN:EX

From: Seabrook, Norine FIN:EX
Sent: Thursday, October 9, 2014 8:21 AM
To: Byrne, Kristina A FIN:EX
Subject: FW: Horseman's Purse - Backup for Q2 2015 Reporting

Norine Seabrook
Senior Financial Analyst
Gaming Policy and Enforcement Branch
Ministry of Finance
250-387-2412
Norine.Seabrook@gov.bc.ca

From: Tricia Turner [<mailto:TTurner@BCLC.com>]
Sent: Wednesday, October 8, 2014 4:25 PM
To: Seabrook, Norine FIN:EX; Bell, Suzanne N FIN:EX; GPEB Finance GPEB:EX
Cc: Tom Powell; Frank Bartella; Tricia Turner
Subject: Horseman's Purse - Backup for Q2 2015 Reporting

Good afternoon.

Please find attached the following back-up for the Q2 HMP reporting:

- Excel soft-copy of the quarterly analysis and true-up
- PDF copy of the reviewed and signed off hard-copy of the HMP package

Thanks.

Tricia

Tricia Turner, CPA, CA
Senior Manager, Corporate Finance
Finance and Corporate Services
BCLC, 74 West Seymour Street, Kamloops, B.C. V2C 1E2
T 250 377 2077 F 250 828 5634 E tturner@bclc.com

Connect with us:
Twitter [@BCLC](#) | Twitter [@BCLCGameSense](#) | YouTube | Blog | bclc.com

Last year, more than \$1 billion generated by BCLC gambling activities went back into health care, education and community groups across B.C.

This email is intended only for the addressee. It may contain confidential or proprietary information that cannot be disclosed without BCLC's permission. If you have received this email in error, please notify the sender immediately and delete the email.

Dickson, Brandy FIN:EX

From: Seabrook, Norine FIN:EX on behalf of GPEB Finance GPEB:EX
Sent: Thursday, October 9, 2014 8:57 AM
To: Seabrook, Norine FIN:EX; Byrne, Kristina A FIN:EX
Subject: FW: Horseman's Purse for Q2 FY2015 - for the period Jun 29 to Sep 27, 2014

Norine Seabrook
Senior Financial Analyst
Gaming Policy and Enforcement Branch
Ministry of Finance
250-387-2412
Norine.Seabrook@gov.bc.ca

From: Tricia Turner [<mailto:TTurner@BCLC.com>]
Sent: Wednesday, October 8, 2014 4:23 PM
To: GPEB Finance GPEB:EX; 'jpoon@gcgaming.com'; 'krao@gcgaming.com'
Cc: Brian Butters; Tom Powell; Frank Bartella; Tricia Turner
Subject: Horseman's Purse for Q2 FY2015 - for the period Jun 29 to Sep 27, 2014

Good afternoon.

Below are the Horseman's Purse (HMP) calculations for the fiscal quarter ended September 27, 2014 (Q2 FY2015) and for the Aug 24-Sep 27, 2014 FP6 period:

	<u>HMP for Q2 2015</u>	<u>HMP for FP6 2015</u>
Fraser Downs Casino	\$1,691,665.76	\$731,665.76
Hastings Casino	\$721,767.06	\$271,767.06

Please find attached the formal Horseman's Purse report for Q2 FY2015.

Thank-you.

Tricia

Tricia Turner, CPA, CA
Senior Manager, Corporate Finance
Finance and Corporate Services
BCLC, 74 West Seymour Street, Kamloops, B.C. V2C 1E2
T 250 377 2077 F 250 828 5634 E tturner@bclc.com

Connect with us:
Twitter @BCLC | Twitter @BCLCGameSense | YouTube | Blog | bclc.com

Last year, more than \$1 billion generated by BCLC gambling activities went back into health care, education and community groups across B.C.

This email is intended only for the addressee. It may contain confidential or proprietary information that cannot be disclosed without BCLC's permission. If you have received this email in error, please notify the sender immediately and delete the email.

Dickson, Brandy FIN:EX

From: GPEB Finance GPEB:EX
Sent: Monday, January 12, 2015 10:47 AM
To: Byrne, Kristina A FIN:EX
Subject: FW: Horseman's Purse for Q3 FY2015 - for the period Sept 28 to Dec 27, 2014

Fyi...

From: Michelle Webb [mailto:MWebb@BCLC.com]
Sent: Friday, January 9, 2015 2:07 PM
To: GPEB Finance GPEB:EX; 'jpoon@gcgaming.com'; 'krao@gcgaming.com'
Cc: Brian Butters; Tom Powell; Frank Bartella; Tricia Turner
Subject: Horseman's Purse for Q3 FY2015 - for the period Sept 28 to Dec 27, 2014

Good afternoon,

Below are the Horseman's Purse (HMP) calculations for the fiscal quarter ended December 27, 2014 (Q3 FY2015) and for the November 23 - December 27, 2014 FP9 period:

	<u>HMP for Q3 2015</u>	<u>HMP for FP9 2015</u>
Fraser Downs Casino	\$1,632,982.12	\$652,982.12
Hastings Casino	\$605,918.47	\$225,918.47

Please find attached the formal Horseman's Purse report for Q3 FY2015.

Best regards,

Michelle Webb, CPA, CA
Manager, Financial Reporting & Systems
Finance & Corporate Services, BCLC

74 West Seymour Street, Kamloops B.C. V2C 1E2
T 250 852 5426 F 250 828 5666

Connect with us:
Twitter @BCLC | Twitter @BCLCGameSense | YouTube | Blog | bclc.com

Last year, more than \$1 billion generated by BCLC gambling activities went back into health care, education and community groups across B.C.

This email is intended only for the addressee. It may contain confidential or proprietary information that cannot be disclosed without BCLC's permission. If you have received this email in error, please notify the sender immediately and delete the email.

Dickson, Brandy FIN:EX

From: Tom Powell <TPowell@BCLC.com>
Sent: Thursday, May 1, 2014 4:40 PM
To: Seabrook, Norine FIN:EX; jpoon@gcgaming.com; Brian Butters; krao@gcgaming.com
Cc: Jake Cruise; Tricia Turner
Subject: HMP Estimate for FP1

Attached is the file for the HMP Estimate for FP1

	<u>HMP est for FP1 2015</u>
Fraser Downs Casino	\$490,000.00
Hastings Casino	\$230,000.00

Tom Powell
Director
Corporate Finance, BCLC

74 West Seymour Street
Kamloops, B.C. V2C 1E2

T 250 828 5508 F 250 828 5634

tpowell@bclc.com

Connect with us :

[Twitter @BCLC](#) | [Twitter @BCLCGameSense](#) | [YouTube](#) | [Blog](#) | [bclc.com](#)

Last year, more than \$1 billion generated by BCLC gambling activities went back into health care, education and community groups across B.C.

This email is intended only for the addressee. It may contain confidential or proprietary information that cannot be disclosed without BCLC's permission. If you have received this email in error, please notify the sender immediately and delete the email.

This email is intended only for the addressee. It may contain confidential or proprietary information that cannot be disclosed without BCLC's permission. If you have received this email in error, please notify the sender immediately and delete the email.

Dickson, Brandy FIN:EX

From: Jake Cruise <JCruise@bclc.com>
Sent: Thursday, May 29, 2014 1:58 PM
To: Seabrook, Norine FIN:EX; jpoon@gcgaming.com; Brian Butters; krao@gcgaming.com
Cc: Tricia Turner; Tom Powell
Subject: HMP Estimate for FP2

Good afternoon,

Please see the attached for the HMP Estimate calculation for FP2 of FY2015.

	<u>HMP est for FP2 2015</u>
Fraser Downs Casino	\$480,000.00
Hastings Casino	\$240,000.00

Regards,
Jake Cruise, CA
Manager, Financial Reporting and Systems
Finance and Corporate Services
BCLC, 74 West Seymour Street, Kamloops, B.C. V2C 1E2
T 250 828 5506 F 800 637 0746 E jcruise@bclc.com
Connect with us : Twitter @BCLC | Twitter @BCLCGameSense | YouTube | Blog | bclc.com

Last year, more than \$1 billion generated by BCLC gambling activities went back into health care, education and community groups across B.C.

This email is intended only for the addressee. It may contain confidential or proprietary information that cannot be disclosed without BCLC's permission. If you have received this email in error, please notify the sender immediately and delete the email.

Dickson, Brandy FIN:EX

From: Jake Cruise <JCruise@bclc.com>
Sent: Thursday, August 7, 2014 1:02 PM
To: Seabrook, Norine FIN:EX; jpoon@gcgaming.com; Brian Butters; krao@gcgaming.com
Cc: Tricia Turner; Tom Powell; Frank Bartella
Subject: HMP Estimate for FP4

Good afternoon,

Please see the attached for the HMP Estimate calculation for FP4 of FY2015.

	<u>HMP est for FP4 2015</u>
Fraser Downs Casino	\$500,000.00
Hastings Casino	\$240,000.00

Regards,
Jake Cruise, CA
Manager, Financial Reporting and Systems
Finance and Corporate Services
BCLC, 74 West Seymour Street, Kamloops, B.C. V2C 1E2
T 250 828 5506 F 800 637 0746 E jcruise@bclc.com
Connect with us : Twitter @BCLC | Twitter @BCLCGameSense | YouTube | Blog | bclc.com

Last year, more than \$1 billion generated by BCLC gambling activities went back into health care, education and community groups across B.C.

This email is intended only for the addressee. It may contain confidential or proprietary information that cannot be disclosed without BCLC's permission. If you have received this email in error, please notify the sender immediately and delete the email.

Dickson, Brandy FIN:EX

From: Michelle Webb <MWebb@BCLC.com>
Sent: Monday, January 5, 2015 12:44 PM
To: Seabrook, Norine FIN:EX; 'krao@gcgaming.com'; Brian Butters; 'jpoon@gcgaming.com'
Cc: Tom Powell; Tricia Turner; Frank Bartella
Subject: HMP estimate for FP9

Hi Norine,

Please see the attached for the HMP estimate calculation for FP9 of FY2015.

	<i>HMP est for FP9 2015</i>
<i>Fraser Downs Casino</i>	<i>\$600,000</i>
<i>Hastings Casino</i>	<i>\$270,000</i>

Best regards,

Michelle Webb, CPA, CA
Manager, Financial Reporting & Systems
Finance & Corporate Services, BCLC

74 West Seymour Street, Kamloops B.C. V2C 1E2
T 250 852 5426 F 250 828 5666

Connect with us:

[Twitter @BCLC](#) | [Twitter @BCLCGameSense](#) | [YouTube](#) | [Blog](#) | [bclc.com](#)

Last year, more than \$1 billion generated by BCLC gambling activities went back into health care, education and community groups across B.C.

This email is intended only for the addressee. It may contain confidential or proprietary information that cannot be disclosed without BCLC's permission. If you have received this email in error, please notify the sender immediately and delete the email.

Dickson, Brandy FIN:EX

From: Michelle Webb <MWebb@BCLC.com>
Sent: Thursday, January 29, 2015 2:37 PM
To: Seabrook, Norine FIN:EX; Byrne, Kristina A FIN:EX; krao@gcgaming.com; jpoon@gcgaming.com; Brian Butters
Cc: Tom Powell; Tricia Turner; Kerry McGuire
Subject: HMP Estimate for FP10

Hi Norine,

Please see the attached for the HMP estimate calculation for FP10 of FY2015.

	<u>HMP est for FP10</u> <u>2015</u>
Fraser Downs Casino	\$500,000
Hastings Casino	\$220,000

Best regards,

Michelle Webb, CPA, CA
Manager, Financial Reporting & Systems
Finance & Corporate Services, BCLC

74 West Seymour Street, Kamloops B.C. V2C 1E2
T 250 852 5426 F 250 828 5666

Connect with us:
Twitter @BCLC | Twitter @BCLCGameSense | YouTube | Blog | bclc.com

Last year, more than \$1 billion generated by BCLC gambling activities went back into health care, education and community groups across B.C.

This email is intended only for the addressee. It may contain confidential or proprietary information that cannot be disclosed without BCLC's permission. If you have received this email in error, please notify the sender immediately and delete the email.

Dickson, Brandy FIN:EX

From: Tricia Turner <TTurner@BCLC.com>
Sent: Thursday, February 26, 2015 3:39 PM
To: Seabrook, Norine FIN:EX; Byrne, Kristina A FIN:EX; krao@gcgaming.com; Brian Butters; jpoon@gcgaming.com
Cc: Tom Powell; Tricia Turner; Michelle Webb; Bob Hill
Subject: HMP Estimate for FP11

Hi Norine,

Please see the attached for the HMP estimate calculation for FP11 of FY2015.

HMP est for FP11 2015

<i>Fraser Downs Casino</i>	<i>\$490,000</i>
<i>Hastings Casino</i>	<i>\$220,000</i>

Thanks.

Tricia

Tricia Turner, CPA, CA
Senior Manager, Corporate Finance
Finance and Corporate Services
BCLC, 74 West Seymour Street, Kamloops, B.C. V2C 1E2
T 250 377 2077 F 250 828 5634 E tturner@bclc.com

Connect with us:
Twitter @BCLC | Twitter @BCLCGameSense | YouTube | Blog | bclc.com

Last year, more than \$1 billion generated by BCLC gambling activities went back into health care, education and community groups across B.C.

This email is intended only for the addressee. It may contain confidential or proprietary information that cannot be disclosed without BCLC's permission. If you have received this email in error, please notify the sender immediately and delete the email.

Dickson, Brandy FIN:EX

From: Michelle Webb <MWebb@BCLC.com>
Sent: Wednesday, April 8, 2015 9:12 AM
To: Seabrook, Norine FIN:EX; Byrne, Kristina A FIN:EX; krao@gcgaming.com; jpoon@gcgaming.com; Brian Butters
Cc: Tom Powell; Tricia Turner; Frank Bartella
Subject: HMP Estimate for FP12

Hi Norine,

Please see the attached for the HMP estimate calculation for FP10 of FY2015.

	<u>HMP est for FP12</u>
	<u>2015</u>
Fraser Downs Casino	\$700,000
Hastings Casino	\$300,000

Best regards,

Michelle Webb, CPA, CA
Manager, Financial Reporting & Systems
Finance & Corporate Services, BCLC

74 West Seymour Street, Kamloops B.C. V2C 1E2
T 250 852 5426 F 250 828 5666

Connect with us:
Twitter @BCLC | Twitter @BCLCGameSense | YouTube | Blog | bclc.com

Last year, more than \$1 billion generated by BCLC gambling activities went back into health care, education and community groups across B.C.

This email is intended only for the addressee. It may contain confidential or proprietary information that cannot be disclosed without BCLC's permission. If you have received this email in error, please notify the sender immediately and delete the email.

Dickson, Brandy FIN:EX

From: Jake Cruise <JCruise@bclc.com>
Sent: Friday, July 11, 2014 12:07 PM
To: Seabrook, Norine FIN:EX; 'Suzanne.Bell@gov.bc.ca'; GPEB Finance GPEB:EX
Subject: Horseman's Purse - Backup for Q1 2015 Reporting

Please find attached the following back-up for the Q1 HMP reporting:

- Excel soft-copy of the quarterly analysis and true-up
- PDF copy of the reviewed and signed off hard-copy of the HMP package

Regards,

Jake Cruise, CA

Manager, Financial Reporting and Systems

Finance and Corporate Services

BCLC, 74 West Seymour Street, Kamloops, B.C. V2C 1E2

T 250 828 5506 F 800 637 0746 E jcruise@bclc.com

Connect with us : Twitter @BCLC | Twitter @BCLCGameSense | YouTube | Blog | bclc.com

Last year, more than \$1 billion generated by BCLC gambling activities went back into health care, education and community groups across B.C.

This email is intended only for the addressee. It may contain confidential or proprietary information that cannot be disclosed without BCLC's permission. If you have received this email in error, please notify the sender immediately and delete the email.

Dickson, Brandy FIN:EX

From: Michelle Webb <MWebb@BCLC.com>
Sent: Friday, January 9, 2015 2:07 PM
To: Seabrook, Norine FIN:EX; Bell, Suzanne N FIN:EX; GPEB Finance GPEB:EX; Byrne, Kristina A FIN:EX
Cc: Tom Powell; Tricia Turner; Frank Bartella
Subject: Horseman's Purse - Backup for Q3 2015 Reporting

Hello,

Please find attached the following back-up for the Q3 HMP reporting:

- Excel soft-copy of the quarterly analysis and true-up
- PDF copy of the reviewed and signed off hard-copy of the HMP package

Best Regards,

Michelle Webb, CPA, CA
Manager, Financial Reporting & Systems
Finance & Corporate Services, BCLC

74 West Seymour Street, Kamloops B.C. V2C 1E2
T 250 852 5426 F 250 828 5666

Connect with us:
Twitter @BCLC | Twitter @BCLCGameSense | YouTube | Blog | bclc.com

Last year, more than \$1 billion generated by BCLC gambling activities went back into health care, education and community groups across B.C.

This email is intended only for the addressee. It may contain confidential or proprietary information that cannot be disclosed without BCLC's permission. If you have received this email in error, please notify the sender immediately and delete the email.

Dickson, Brandy FIN:EX

From: Michelle Webb <MWebb@BCLC.com>
Sent: Monday, April 20, 2015 8:17 PM
To: GPEB Finance GPEB:EX; Seabrook, Norine FIN:EX; Bell, Suzanne N FIN:EX; Byrne, Kristina A FIN:EX
Cc: Tom Powell; Tricia Turner; Frank Bartella
Subject: Horseman's Purse - Backup for Q4 reporting

Hello,

Please find attached the following back-up for the Q4 HMP reporting:

- Excel soft-copy of the quarterly analysis and true-up
- PDF copy of the reviewed and signed off hard-copy of the HMP package

Best Regards,

Michelle Webb, CPA, CA
Manager, Financial Reporting & Systems
Finance & Corporate Services, BCLC

74 West Seymour Street, Kamloops B.C. V2C 1E2
T 250 852 5426 F 250 828 5634

Connect with us:
Twitter @BCLC | Twitter @BCLCGameSense | YouTube | Blog | bclc.com

Last year, more than \$1 billion generated by BCLC gambling activities went back into health care, education and community groups across B.C.

This email is intended only for the addressee. It may contain confidential or proprietary information that cannot be disclosed without BCLC's permission. If you have received this email in error, please notify the sender immediately and delete the email.

British Columbia Lottery Corporation
Horseman's Purse - Interim Period Estimate for Payment
May 25, 2014 to June 28, 2014 **FP3**

Casino	Fraser Downs	Hastings Park
<i>Location</i>	<i>Surrey</i>	<i>Vancouver</i>
Slot Revenues	\$ 4,540,787.43	\$ 1,813,291.32
Slot Direct Costs		
Commissions	1,298,801.86	532,986.96
Equipment & Supplies	-	-
Equipment Leases	57,303.75	1,706.25
	1,356,105.61	534,693.21
Total Slot Contribution	\$ 3,184,681.82	\$ 1,278,598.11
Estimate Rate**, as factor of Total Slot Contribution:	20.50%	20.50%
Horseman's Purse Estimate (rounded to \$10,000's)	\$ 650,000.00	\$ 260,000.00

*** Estimation rate is intended to factor in the various operating expenses, depreciation and overhead required to generate Operating Profit, and then the approximate Horseman's Purse share amount. The 20.5% rate applied was based on analysis of historical Horseman's Purse share and Slot Contribution amounts.*

TOTAL

\$ 4,950,021.88

1,389,114.22

-

53,340.00

1,442,454.22

\$ 3,507,567.66

\$ 720,000.00

*ired to reach Net
is determined based*

Dickson, Brandy FIN:EX

From: Tom Powell <TPowell@BCLC.com>
Sent: Friday, July 4, 2014 3:44 PM
To: Seabrook, Norine FIN:EX; jpoon@gcgaming.com; Brian Butters; krao@gcgaming.com
Cc: Bob Hill; Jake Cruise
Subject: HMP Estimate for FP3

Please see the attached for the HMP Estimate calculation for FP3 of FY2015.

	<u>HMP est for FP3 2015</u>
Fraser Downs Casino	\$650,000.00
Hastings Casino	\$260,000.00

Regards,

Tom Powell

Director

Corporate Finance, BCLC

74 West Seymour Street

Kamloops, B.C. V2C 1E2

T 250 828 5508 F 250 828 5634

tpowell@bclc.com

Connect with us :

[Twitter @BCLC](#) | [Twitter @BCLCGameSense](#) | [YouTube](#) | [Blog](#) | bclc.com

Last year, more than \$1 billion generated by BCLC gambling activities went back into health care, education and community groups across B.C.

This email is intended only for the addressee. It may contain confidential or proprietary information that cannot be disclosed without BCLC's permission. If you have received this email in error, please notify the sender immediately and delete the email.

This email is intended only for the addressee. It may contain confidential or proprietary information that cannot be disclosed without BCLC's permission. If you have received this email in error, please notify the sender immediately and delete the email.