

## Marriott, Sarah GCPE:EX

---

**From:** Marriott, Sarah GCPE:EX  
**Sent:** April 7, 2021 1:16 PM  
**To:** Grieve, Chandler GCPE:EX  
**Subject:** FW: New cases data

---

**From:** Marriott, Sarah GCPE:EX  
**Sent:** April 7, 2021 12:56 PM  
**To:** Smith, George PREM:EX <George.Smith@gov.bc.ca>; Brandt, Alissa GCPE:EX <Alissa.Brandt@gov.bc.ca>  
**Subject:** New cases data

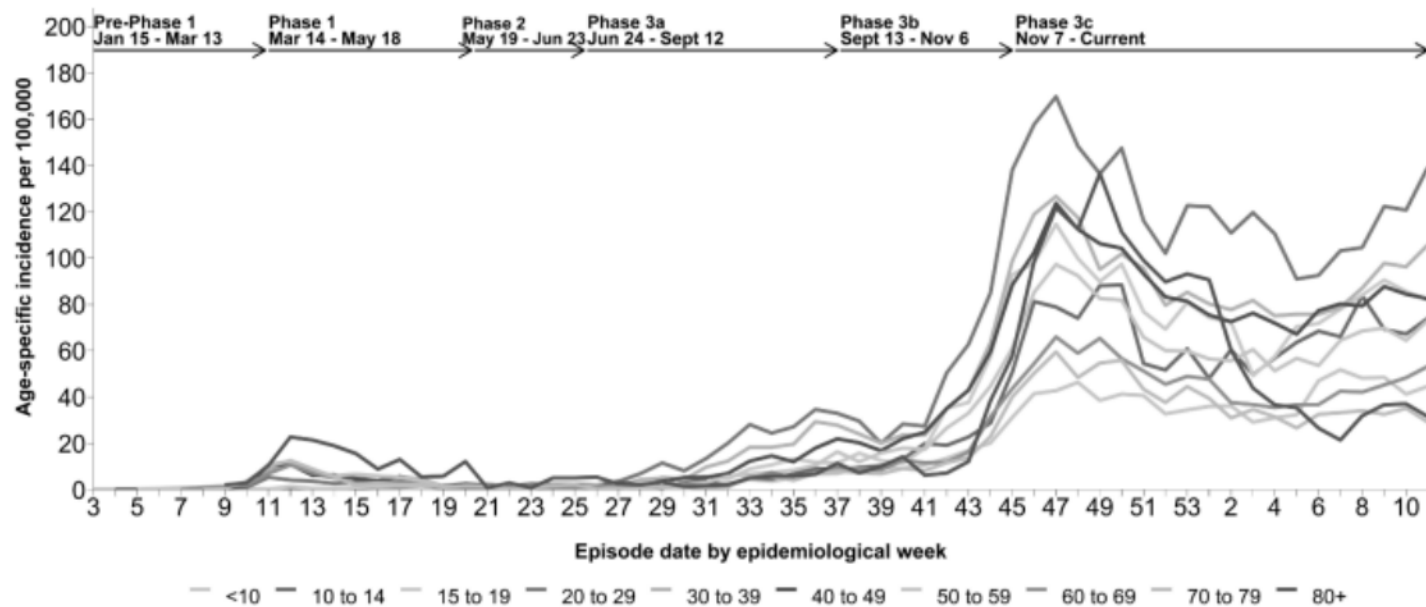
McElroy has been looking at the proportion young people represent of total CASES (always in the 40s),<sup>s.13</sup>  
s.13

Below are the two reports for the two weeks , you can compare the difference over time leading up to the restrictions

Sarah Marriott  
Issues Manager  
250.361.8416  
*Pronouns: She/Her*

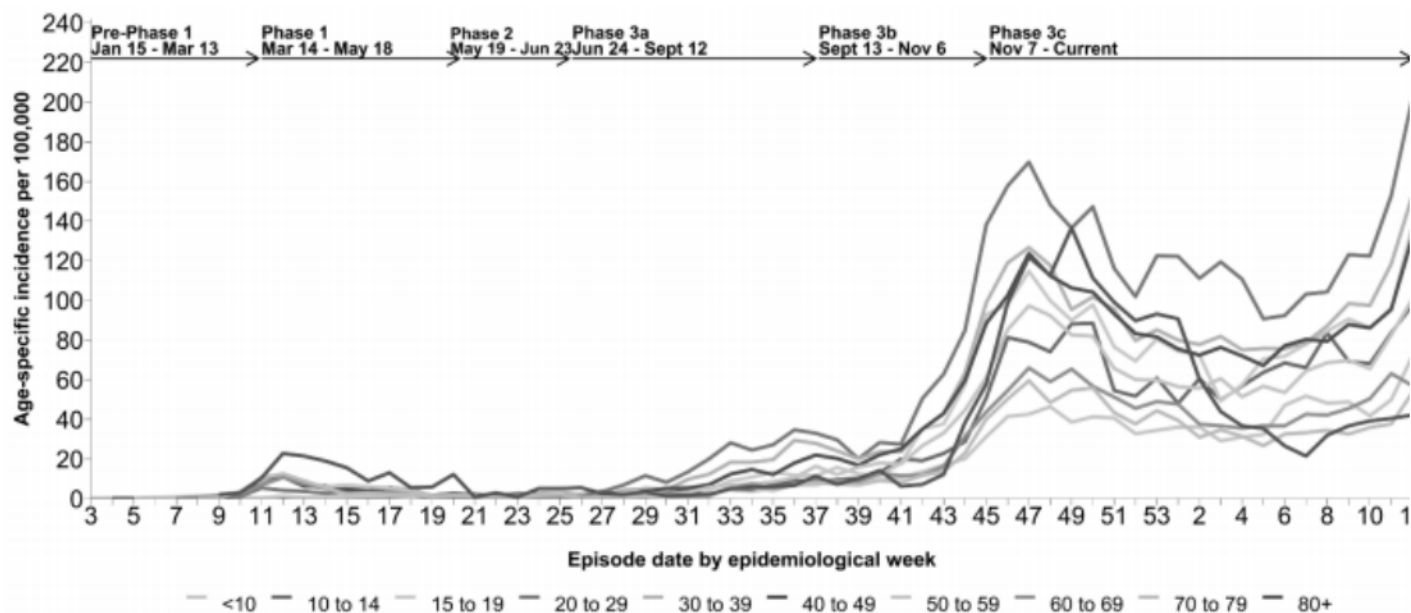
### March 14-20 – BCCDC Report (OLD – released last week)

**Figure 8. Weekly age-specific COVID-19 incidence per 100K population by epidemiological week, BC  
January 15, 2020 (week 3) – March 20, 2021 (week 11) (N= 93,569)**



### March 21-27 – BCCDC Report (NEW TODAY)

**Figure 8. Weekly age-specific COVID-19 incidence per 100K population by epidemiological week, BC  
January 15, 2020 (week 3) – March 27, 2021 (week 12) (N= 99,970)**



### March 29 – New Restrictions announced

## Marriott, Sarah GCPE:EX

**From:** Marriott, Sarah GCPE:EX  
**Sent:** April 7, 2021 12:56 PM  
**To:** Smith, George PREM:EX; Brandt, Alissa GCPE:EX  
**Subject:** New cases data

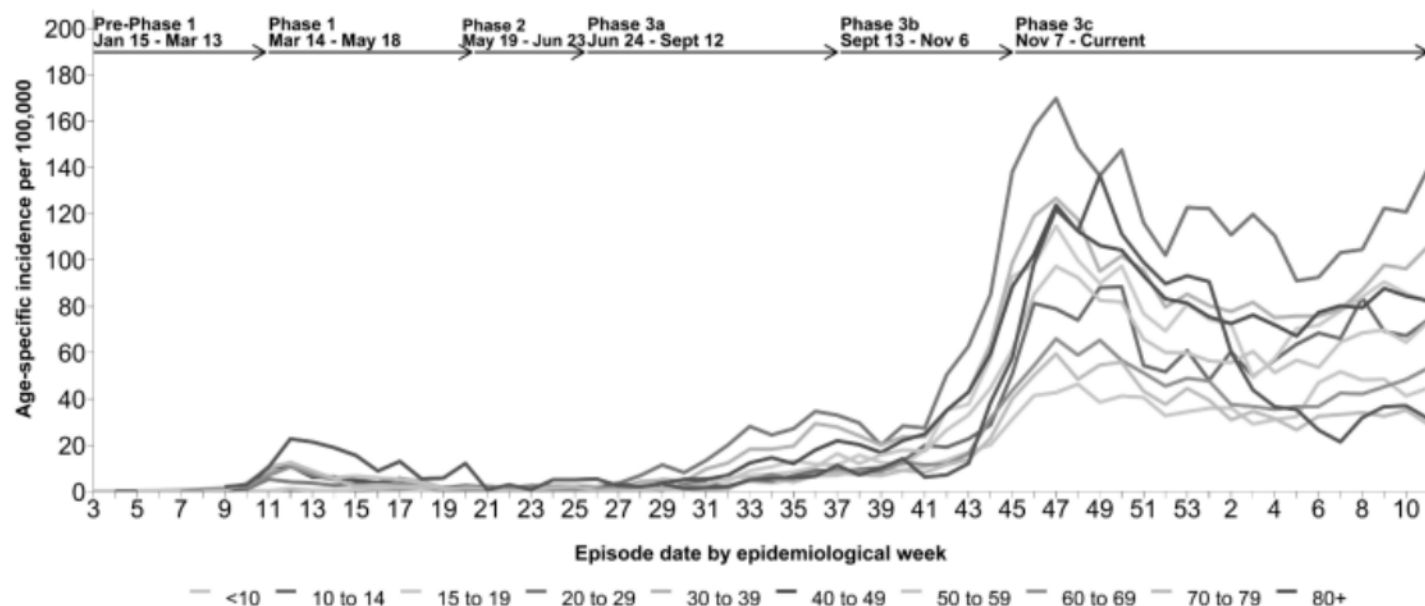
McElroy has been looking at the proportion young people represent of total CASES (always in the 40s),<sup>s.13</sup>  
s.13

Below are the two reports for the two weeks , you can compare the difference over time leading up to the restrictions

Sarah Marriott  
Issues Manager  
250.361.8416  
*Pronouns: She/Her*

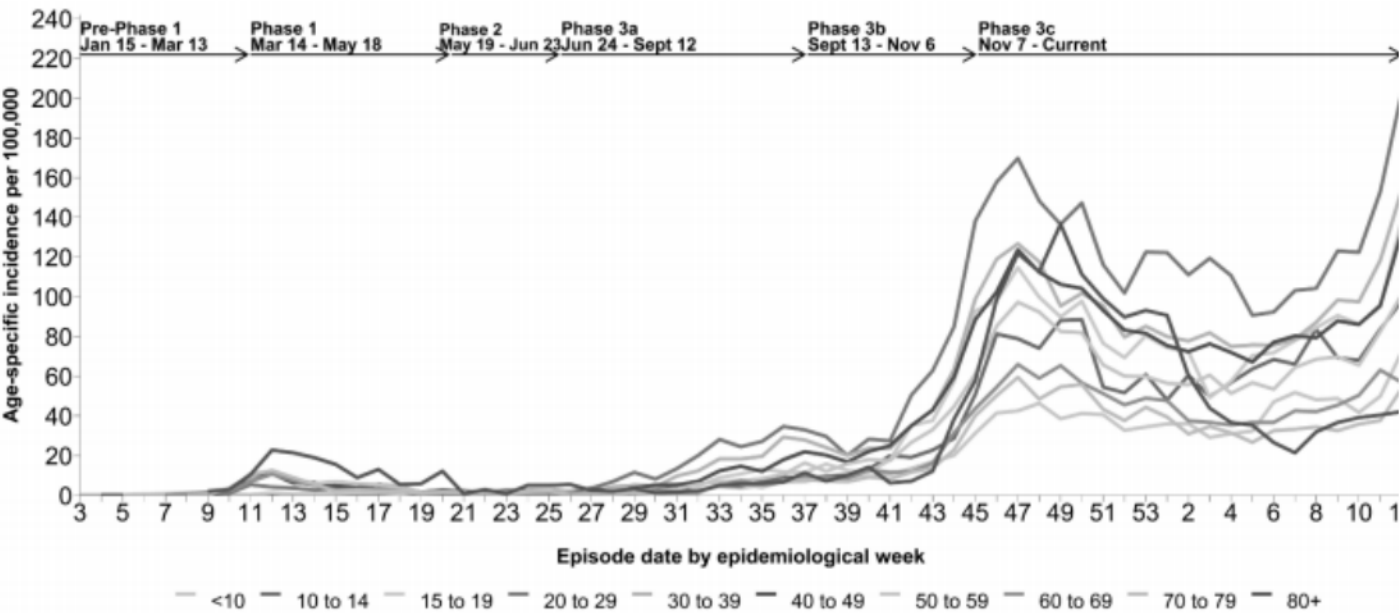
### March 14-20 – BCCDC Report (OLD – released last week)

**Figure 8. Weekly age-specific COVID-19 incidence per 100K population by epidemiological week, BC  
January 15, 2020 (week 3) – March 20, 2021 (week 11) (N= 93,569)**



### March 21-27 – BCCDC Report (NEW TODAY)

**Figure 8. Weekly age-specific COVID-19 incidence per 100K population by epidemiological week, BC  
January 15, 2020 (week 3) – March 27, 2021 (week 12) (N= 99,970)**



**March 29 – New Restrictions announced**