

8-1-1 Call Count, June 24, 2021

From: Strachan, Brande L HLBC:EX <Brande.Strachan@gov.bc.ca>
To: van Baarsen, Amanda HLTH:EX <Amanda.vanBaarsen@gov.bc.ca>, Bru, Carolyn GCPE:EX <Carolyn.Bru@gov.bc.ca>, Lawrie, Hannah GCPE:EX <Hannah.Lawrie@gov.bc.ca>, Henry, Bonnie HLTH:EX <Bonnie.Henry@gov.bc.ca>, Dix, Adrian HLTH:EX <Adrian.Dix@gov.bc.ca>, Pokorny, Peter HLTH:EX <Peter.Pokorny@gov.bc.ca>, Thistle-Walker, Carlene HLTH:EX <Carlene.ThistleWalker@gov.bc.ca>, Youngs, Kirsten R GCPE:EX <Kirsten.Youngs@gov.bc.ca>, Copeland, Kimberly GCPE:EX <Kimberly.Copeland@gov.bc.ca>
Cc: Patterson, Ted HLTH:EX <Ted.Patterson@gov.bc.ca>, Sundhu, Sandra HLBC:EX <Sandra.Sundhu@gov.bc.ca>, Reid, Michael HLBC:EX <Michael.Reid@gov.bc.ca>, Sofronia, Eduard HLBC:EX <Eduard.Sofronia@gov.bc.ca>
Sent: June 25, 2021 8:56:24 AM PDT
Attachments: image001.png, image003.png, image006.png, image007.png, image002.png

8-1-1 Call Count

June 24: received 2,499 calls, were able to answer 2,432
June 23: received 2,549 calls, were able to answer 2,439
June 22: received 2,465 calls, were able to answer 2,377
June 21: received 2,771 calls, were able to answer 2,736
June 20: received 2,002 calls, were able to answer 1,951
June 19: received 2,156 calls, were able to answer 2,048
June 18: received 2,522 calls, were able to answer 2,428
June 17: received 2,563 calls, were able to answer 2,499
June 16: received 2,541 calls, were able to answer 2,408
June 15: received 2,654 calls, were able to answer 2,549
June 14: received 3,000 calls, were able to answer 2,778
June 13: received 2,125 calls, were able to answer 2,091
June 12: received 2,161 calls, were able to answer 2,151
June 11: received 2,507 calls, were able to answer 2,237
June 10: received 2,600 calls, were able to answer 2,533
June 9: received 2,784 calls, were able to answer 2,711
June 8: received 2,683 calls, were able to answer 2,663
June 7: received 3,145 calls, were able to answer 2,828
June 6: received 2,072 calls, were able to answer 2,052
June 5: received 2,399 calls, were able to answer 2,214
June 4: received 2,846 calls, were able to answer 2,359
June 3: received 2,715 calls, were able to answer 2,625
June 2: received 2,845 calls, were able to answer 2,609
June 1: received 2,920 calls, were able to answer 2,771

May 2021: total calls answered 85,322 (compared to May 2020, total calls answered 63,864)

May 31: received 3,156 calls, were able to answer 2,951
May 30: received 2,367 calls, were able to answer 2,289
May 29: received 2,347 calls, were able to answer 2,087
May 28: received 2,850 calls, were able to answer 2,445
May 27: received 3,177 calls, were able to answer 2,954
May 26: received 3,126 calls, were able to answer 2,880
May 25: received 3,612 calls, were able to answer 2,866
May 24: received 2,822 calls, were able to answer 2,739
May 23: received 2,546 calls, were able to answer 2,365
May 22: received 2,731 calls, were able to answer 2,067
May 21: received 3,003 calls, were able to answer 2,050
May 20: received 3,065 calls, were able to answer 2,660
May 19: received 3,196 calls, were able to answer 2,905
May 18: received 3,284 calls, were able to answer 3,184
May 17: received 3,778 calls, were able to answer 3,275

May 16: received 2,773 calls, were able to answer 2,522
May 15: received 2,824 calls, were able to answer 2,352
May 14: received 3,335 calls, were able to answer 3,037
May 13: received 3,608 calls, were able to answer 3,211
May 12: received 3,726 calls, were able to answer 3,338
May 11: received 3,771 calls, were able to answer 3,189
May 10: received 3,956 calls, were able to answer 3,391
May 9: received 2,678 calls, were able to answer 2,443
May 8: received 2,956 calls, were able to answer 2,416
May 7: received 3,807 calls, were able to answer 2,433
May 6: received 4,005 calls, were able to answer 2,794
May 5: received 3,954 calls, were able to answer 2,815
May 4: received 3,928 calls, were able to answer 3,092
May 3: received 4,252 calls, were able to answer 3,363
May 2: received 2,908 calls, were able to answer 2,597
May 1: received 3,064 calls, were able to answer 2,612

Apr 2021: total calls answered 92,548 (compared to Apr 2020, total calls answered 79,831)

Apr 30: received 3,910 calls, were able to answer 2,932
Apr 29: received 3,993 calls, were able to answer 3,349
Apr 28: received 4,135 calls, were able to answer 3,482
Apr 27: received 4,279 calls, were able to answer 3,163
Apr 26: received 4,253 calls, were able to answer 3,369
Apr 25: received 3,337 calls, were able to answer 2,758
Apr 24: received 3,374 calls, were able to answer 2,462
Apr 23: received 4,068 calls, were able to answer 2,815
Apr 22: received 4,279 calls, were able to answer 3,122
Apr 21: received 4,142 calls, were able to answer 2,886
Apr 20: received 4,304 calls, were able to answer 3,354
Apr 19: received 4,361 calls, were able to answer 3,628
Apr 18: received 3,225 calls, were able to answer 2,812
Apr 17: received 3,200 calls, were able to answer 2,675
Apr 16: received 4,071 calls, were able to answer 2,729
Apr 15: received 4,318 calls, were able to answer 3,174
Apr 14: received 4,391 calls, were able to answer 3,459
Apr 13: received 4,479 calls, were able to answer 3,332
Apr 12: received 4,661 calls, were able to answer 3,640
Apr 11: received 3,277 calls, were able to answer 2,974
Apr 10: received 3,599 calls, were able to answer 2,204
Apr 9: received 4,243 calls, were able to answer 3,056
Apr 8: received 4,418 calls, were able to answer 3,371
Apr 7: received 4,668 calls, were able to answer 3,330
Apr 6: received 4,769 calls, were able to answer 3,085
Apr 5: received 4,064 calls, were able to answer 3,090
Apr 4: received 3,042 calls, were able to answer 2,594
Apr 3: received 3,379 calls, were able to answer 3,066
Apr 2: received 3,392 calls, were able to answer 3,209
Apr 1: received 3,957 calls, were able to answer 3,428

Mar 2021: total calls answered 88,337 (compared to Mar 2020, total calls answered 99,760)

Mar 31: received 4,151 calls, were able to answer 3,275
Mar 30: received 4,186 calls, were able to answer 3,495
Mar 29: received 4,416 calls, were able to answer 3,326
Mar 28: received 3,155 calls, were able to answer 1,854
Mar 27: received 3,118 calls, were able to answer 2,300
Mar 26: received 3,806 calls, were able to answer 2,453
Mar 25: received 3,768 calls, were able to answer 2,885
Mar 24: received 3,822 calls, were able to answer 2,974
Mar 23: received 3,577 calls, were able to answer 3,195

Mar 22: received 3,857 calls, were able to answer 3,155
Mar 21: received 2,675 calls, were able to answer 2,650
Mar 20: received 2,557 calls, were able to answer 2,371
Mar 19: received 3,524 calls, were able to answer 2,861
Mar 18: received 3,508 calls, were able to answer 2,996
Mar 17: received 3,167 calls, were able to answer 3,073
Mar 16: received 3,115 calls, were able to answer 3,079
Mar 15: received 3,350 calls, were able to answer 3,259
Mar 14: received 2,333 calls, were able to answer 2,320
Mar 13: received 2,363 calls, were able to answer 2,325
Mar 12: received 2,965 calls, were able to answer 2,805
Mar 11: received 3,157 calls, were able to answer 2,979
Mar 10: received 3,084 calls, were able to answer 2,817
Mar 9: received 3,003 calls, were able to answer 2,870
Mar 8: received 3,567 calls, were able to answer 3,253
Mar 7: received 2,396 calls, were able to answer 2,357
Mar 6: received 2,460 calls, were able to answer 2,379
Mar 5: received 2,968 calls, were able to answer 2,895
Mar 4: received 3,060 calls, were able to answer 3,001
Mar 3: received 3,100 calls, were able to answer 3,050
Mar 2: received 3,075 calls, were able to answer 2,924
Mar 1: received 3,374 calls, were able to answer 3,161

Feb 2021: total calls answered 74,276 (compared to Feb 2020, total calls answered 44,021)

Feb 28: received 2,595 calls, were able to answer 2,315
Feb 27: received 2,447 calls, were able to answer 2,327
Feb 26: received 2,694 calls, were able to answer 2,625
Feb 25: received 2,935 calls, were able to answer 2,715
Feb 24: received 2,865 calls, were able to answer 2,734
Feb 23: received 3,035 calls, were able to answer 2,848
Feb 22: received 3,536 calls, were able to answer 3,141
Feb 21: received 2,560 calls, were able to answer 2,472
Feb 20: received 2,241 calls, were able to answer 2,154
Feb 19: received 2,824 calls, were able to answer 2,787
Feb 18: received 2,911 calls, were able to answer 2,870
Feb 17: received 2,980 calls, were able to answer 2,927
Feb 16: received 3,258 calls, were able to answer 3,172
Feb 15: received 2,560 calls, were able to answer 2,518
Feb 14: received 2,100 calls, were able to answer 2,013
Feb 13: received 2,271 calls, were able to answer 2,115
Feb 12: received 2,475 calls, were able to answer 2,438
Feb 11: received 2,702 calls, were able to answer 2,671
Feb 10: received 2,762 calls, were able to answer 2,747
Feb 9: received 2,821 calls, were able to answer 2,773
Feb 8: received 3,186 calls, were able to answer 3,163
Feb 7: received 2,279 calls, were able to answer 2,222
Feb 6: received 2,373 calls, were able to answer 2,347
Feb 5: received 2,707 calls, were able to answer 2,677
Feb 4: received 2,835 calls, were able to answer 2,691
Feb 3: received 2,877 calls, were able to answer 2,844
Feb 2: received 2,876 calls, were able to answer 2,861
Feb 1: received 3,140 calls, were able to answer 3,109

Jan 2021: total calls answered 81,979 (compared to Jan 2020, total calls answered 43,080)

Jan 31: received 2,364 calls, were able to answer 2,340
Jan 30: received 2,347 calls, were able to answer 2,310
Jan 29: received 2,671 calls, were able to answer 2,607
Jan 28: received 2,909 calls, were able to answer 2,848
Jan 27: received 3,084 calls, were able to answer 2,876

Jan 26: received 3,120 calls, were able to answer 2,631
Jan 25: received 3,203 calls, were able to answer 3,155
Jan 24: received 2,226 calls, were able to answer 2,213
Jan 23: received 2,368 calls, were able to answer 2,355
Jan 22: received 2,652 calls, were able to answer 2,610
Jan 21: received 2,903 calls, were able to answer 2,865
Jan 20: received 2,781 calls, were able to answer 2,741
Jan 19: received 2,786 calls, were able to answer 2,765
Jan 18: received 2,928 calls, were able to answer 2,911
Jan 17: received 2,309 calls, were able to answer 2,284
Jan 16: received 2,395 calls, were able to answer 2,380
Jan 15: received 2,849 calls, were able to answer 2,585
Jan 14: received 2,890 calls, were able to answer 2,814
Jan 13: received 2,878 calls, were able to answer 2,745
Jan 12: received 3,101 calls, were able to answer 2,787
Jan 11: received 3,282 calls, were able to answer 3,026
Jan 10: received 2,527 calls, were able to answer 2,482
Jan 9: received 2,394 calls, were able to answer 2,367
Jan 8: received 2,721 calls, were able to answer 2,699
Jan 7: received 2,874 calls, were able to answer 2,853
Jan 6: received 2,837 calls, were able to answer 2,816
Jan 5: received 2,994 calls, were able to answer 2,975
Jan 4: received 3,205 calls, were able to answer 3,132
Jan 3: received 2,388 calls, were able to answer 2,247
Jan 2: received 2,364 calls, were able to answer 2,340
Jan 1: received 2,231 calls, were able to answer 2,220

Dec 2020: total calls answered 88,830 (compared to Dec 2019, total calls answered 37,821)

Dec 31: received 2,236 calls, were able to answer 2,208
Dec 30: received 2,785 calls, were able to answer 2,771
Dec 29: received 2,756 calls, were able to answer 2,743
Dec 28: received 2,785 calls, were able to answer 2,751
Dec 27: received 2,228 calls, were able to answer 2,208
Dec 26: received 2,257 calls, were able to answer 2,254
Dec 25: received 1,625 calls, were able to answer 1,622
Dec 24: received 2,112 calls, were able to answer 2,110
Dec 23: received 2,490 calls, were able to answer 2,482
Dec 22: received 2,665 calls, were able to answer 2,570
Dec 21: received 2,952 calls, were able to answer 2,902
Dec 20: received 2,499 calls, were able to answer 2,486
Dec 19: received 2,594 calls, were able to answer 2,586
Dec 18: received 2,849 calls, were able to answer 2,817
Dec 17: received 3,118 calls, were able to answer 3,053
Dec 16: received 3,251 calls, were able to answer 3,066
Dec 15: received 3,364 calls, were able to answer 3,051
Dec 14: received 3,583 calls, were able to answer 3,322
Dec 13: received 2,730 calls, were able to answer 2,677
Dec 12: received 2,724 calls, were able to answer 2,669
Dec 11: received 3,214 calls, were able to answer 3,181
Dec 10: received 3,455 calls, were able to answer 3,442
Dec 9: received 3,625 calls, were able to answer 3,380
Dec 8: received 3,809 calls, were able to answer 3,491
Dec 7: received 4,028 calls, were able to answer 3,803
Dec 6: received 2,895 calls, were able to answer 2,806
Dec 5: received 2,603 calls, were able to answer 2,589
Dec 4: received 3,427 calls, were able to answer 3,167
Dec 3: received 3,760 calls, were able to answer 3,402
Dec 2: received 3,996 calls, were able to answer 3,693
Dec 1: received 3,823 calls, were able to answer 3,528

Nov 2020: total calls answered 103,335 (compared to Nov 2019, total calls answered 36,799)

Nov 30: received 4,318 calls, were able to answer 4,084
Nov 29: received 3,098 calls, were able to answer 2,716
Nov 28: received 3,060 calls, were able to answer 3,022
Nov 27: received 3,639 calls, were able to answer 3,230
Nov 26: received 3,986 calls, were able to answer 3,649
Nov 25: received 4,239 calls, were able to answer 3,910
Nov 24: received 4,355 calls, were able to answer 3,845
Nov 23: received 5,083 calls, were able to answer 4,137
Nov 22: received 3,375 calls, were able to answer 3,215
Nov 21: received 3,108 calls, were able to answer 3,088
Nov 20: received 4,131 calls, were able to answer 4,015
Nov 19: received 4,052 calls, were able to answer 3,889
Nov 18: received 4,139 calls, were able to answer 3,956
Nov 17: received 4,290 calls, were able to answer 4,135
Nov 16: received 4,638 calls, were able to answer 3,790
Nov 15: received 3,266 calls, were able to answer 2,775
Nov 14: received 2,969 calls, were able to answer 2,927
Nov 13: received 3,689 calls, were able to answer 3,281
Nov 12: received 4,350 calls, were able to answer 4,137
Nov 11: received 3,317 calls, were able to answer 3,269
Nov 10: received 3,801 calls, were able to answer 3,334
Nov 9: received 4,257 calls, were able to answer 3,777
Nov 8: received 2,929 calls, were able to answer 2,803
Nov 7: received 2,872 calls, were able to answer 2,836
Nov 6: received 3,269 calls, were able to answer 3,253
Nov 5: received 3,558 calls, were able to answer 3,541
Nov 4: received 3,613 calls, were able to answer 3,245
Nov 3: received 3,605 calls, were able to answer 3,241
Nov 2: received 3,826 calls, were able to answer 3,760
Nov 1: received 2,607 calls, were able to answer 2,475

Oct 2020: total calls answered 93,420 (compared to Oct 2019, total calls answered 35,469)

Oct 31: received 2,288 calls, were able to answer 2,273
Oct 30: received 2,798 calls, were able to answer 2,794
Oct 28: received 3,379 calls, were able to answer 3,133
Oct 27: received 3,354 calls, were able to answer 3,269
Oct 26: received 3,697 calls, were able to answer 3,552
Oct 25: received 2,405 calls, were able to answer 2,345
Oct 24: received 2,413 calls, were able to answer 2,387
Oct 23: received 2,757 calls, were able to answer 2,684
Oct 22: received 3,133 calls, were able to answer 2,730
Oct 21: received 3,214 calls, were able to answer 2,962
Oct 20: received 3,205 calls, were able to answer 3,173
Oct 19: received 3,755 calls, were able to answer 3,674
Oct 18: received 2,598 calls, were able to answer 2,526
Oct 17: received 2,411 calls, were able to answer 2,382
Oct 16: received 3,114 calls, were able to answer 3,008
Oct 15: received 3,485 calls, were able to answer 3,174
Oct 14: received 3,780 calls, were able to answer 3,191
Oct 13: received 4,228 calls, were able to answer 3,713
Oct 12: received 2,782 calls, were able to answer 2,777
Oct 11: received 2,537 calls, were able to answer 2,513
Oct 10: received 2,710 calls, were able to answer 2,653
Oct 9: received 3,463 calls, were able to answer 3,143
Oct 8: received 4,162 calls, were able to answer 3,373
Oct 7: received 4,263 calls, were able to answer 3,593
Oct 6: received 4,848 calls, were able to answer 3,762

Oct 5: received 5,827 calls, were able to answer 3,452
Oct 4: received 4,064 calls, were able to answer 2,598
Oct 3: received 3,247 calls, were able to answer 2,831
Oct 2: received 4,302 calls, were able to answer 2,999
Oct 1: received 4,110 calls, were able to answer 3,498

Sept 2020: total calls answered 90,963 (compared to Sept 2019, total calls answered 35,926)

Sept 30: received 4,661 calls, were able to answer 3,142
Sept 29: received 4,978 calls, were able to answer 3,450
Sept 28: received 5,708 calls, were able to answer 3,654
Sept 27: received 3,972 calls, were able to answer 2,691
Sept 26: received 3,450 calls, were able to answer 2,354
Sept 25: received 4,020 calls, were able to answer 2,873
Sept 24: received 4,602 calls, were able to answer 2,691
Sept 23: received 4,362 calls, were able to answer 3,677
Sept 22: received 4,787 calls, were able to answer 3,673
Sept 21: received 5,803 calls, were able to answer 3,975
Sept 20: received 4,096 calls, were able to answer 2,752
Sept 19: received 3,274 calls, were able to answer 2,854
Sept 18: received 4,017 calls, were able to answer 3,295
Sept 17: received 4,026 calls, were able to answer 3,365
Sept 16: received 3,848 calls, were able to answer 3,641
Sept 15: received 3,636 calls, were able to answer 3,310
Sept 14: received 4,196 calls, were able to answer 3,343
Sept 13: received 2,786 calls, were able to answer 2,593
Sept 12: received 2,676 calls, were able to answer 2,274
Sept 11: received 3,320 calls, were able to answer 3,194
Sept 10: received 3,584 calls, were able to answer 3,253
Sept 9: received 3,557 calls, were able to answer 3,073
Sept 8: received 3,580 calls, were able to answer 3,044
Sept 7: received 2,779 calls, were able to answer 2,684
Sept 6: received 2,475 calls, were able to answer 2,211
Sept 5: received 2,501 calls, were able to answer 2,260
Sept 4: received 2,920 calls, were able to answer 2,745
Sept 3: received 2,981 calls, were able to answer 2,965
Sept 2: received 2,978 calls, were able to answer 2,907
Sept 1: received 3,047 calls, were able to answer 3,020

Aug 2020: total calls answered 77,318 (compared to Aug 2019, total calls answered 35,926)

Aug 31: received 3,471 calls, were able to answer 2,999
Aug 30: received 2,296 calls, were able to answer 2,206
Aug 29: received 2,221 calls, were able to answer 2,115
Aug 28: received 2,738 calls, were able to answer 2,573
Aug 27: received 3,015 calls, were able to answer 2,528
Aug 26: received 3,227 calls, were able to answer 2,505
Aug 25: received 3,188 calls, were able to answer 2,850
Aug 24: received 3,450 calls, were able to answer 2,655
Aug 23: received 2,377 calls, were able to answer 2,141
Aug 22: received 2,473 calls, were able to answer 2,391
Aug 21: received 2,906 calls, were able to answer 2,608
Aug 20: received 2,916 calls, were able to answer 2,815
Aug 19: received 2,925 calls, were able to answer 2,728
Aug 18: received 3,031 calls, were able to answer 2,656
Aug 17: received 3,359 calls, were able to answer 2,935
Aug 16: received 2,513 calls, were able to answer 1,969
Aug 15: received 3,047 calls, were able to answer 2,216
Aug 14: received 3,108 calls, were able to answer 2,667
Aug 13: received 3,052 calls, were able to answer 2,640
Aug 12: received 2,948 calls, were able to answer 2,806

Aug 11: received 2,839 calls, were able to answer 2,644
Aug 10: received 3,123 calls, were able to answer 2,713
Aug 9: received 2,201 calls, were able to answer 2,061
Aug 8: received 2,406 calls, were able to answer 2,257
Aug 7: received 2,659 calls, were able to answer 2,556
Aug 6: received 2,654 calls, were able to answer 2,577
Aug 5: received 2,688 calls, were able to answer 2,410
Aug 4: received 2,812 calls, were able to answer 2,682
Aug 3: received 2,232 calls, were able to answer 2,228
Aug 2: received 2,109 calls, were able to answer 2,101
Aug 1: received 2,086 calls, were able to answer 2,076

July 2020: total calls answered 70,668 (compared to July 2019, total calls answered 36,964)

July 31: received 2,340 calls, were able to answer 2,283
July 30: received 2,387 calls, were able to answer 2,352
July 29: received 2,339 calls, were able to answer 2,320
July 28: received 2,527 calls, were able to answer 2,407
July 27: received 2,910 calls, were able to answer 2,668
July 26: received 2,057 calls, were able to answer 2,003
July 25: received 2,156 calls, were able to answer 2,116
July 24: received 2,537 calls, were able to answer 2,446
July 23: received 2,744 calls, were able to answer 2,633
July 22: received 2,975 calls, were able to answer 2,569
July 21: received 2,951 calls, were able to answer 2,706
July 20: received 2,994 calls, were able to answer 2,878
July 19: received 2,300 calls, were able to answer 2,140
July 18: received 2,153 calls, were able to answer 2,066
July 17: received 2,622 calls, were able to answer 2,423
July 16: received 2,444 calls, were able to answer 2,352
July 15: received 2,408 calls, were able to answer 2,378
July 14: received 2,447 calls, were able to answer 2,437
July 13: received 2,601 calls, were able to answer 2,554
July 12: received 1,989 calls, were able to answer 1,942
July 11: received 2,084 calls, were able to answer 1,767
July 10: received 2,213 calls, were able to answer 2,199
July 9: received 2,384 calls, were able to answer 2,375
July 8: received 2,375 calls, were able to answer 2,345
July 7: received 2,550 calls, were able to answer 2,525
July 6: received 2,341 calls, were able to answer 2,335
July 5: received 1,714 calls, were able to answer 1,700
July 4: received 1,870 calls, were able to answer 1,859
July 3: received 1,967 calls, were able to answer 1,925
July 2: received 2,135 calls, were able to answer 2,104
July 1: received 1,867 calls, were able to answer 1,861

June 2020: total calls answered 56,934 (compared to June 2019, total calls answered 34,333)

June 30: received 1,978 calls, were able to answer 1,965
June 29: received 2,211 calls, were able to answer 2,151
June 28: received 1,760 calls, were able to answer 1,745
June 27: received 1,849 calls, were able to answer 1,810
June 26: received 1,923 calls, were able to answer 1,907
June 25: received 2,029 calls, were able to answer 2,012
June 24: received 2,045 calls, were able to answer 2,038
June 23: received 2,016 calls, were able to answer 2,002
June 22: received 2,228 calls, were able to answer 2,218
June 21: received 1,584 calls, were able to answer 1,579
June 20: received 1,832 calls, were able to answer 1,825
June 19: received 1,988 calls, were able to answer 1,963
June 18: received 1,945 calls, were able to answer 1,941

June 17: received 1,952 calls, were able to answer 1,933
June 16: received 1,920 calls, were able to answer 1,910
June 15: received 2,064 calls, were able to answer 2,053
June 14: received 1,562 calls, were able to answer 1,556
June 13: received 1,660 calls, were able to answer 1,655
June 12: received 1,750 calls, were able to answer 1,747
June 11: received 1,860 calls, were able to answer 1,858
June 10: received 2,082 calls, were able to answer 2,075
June 9: received 1,841 calls, were able to answer 1,833
June 8: received 1,953 calls, were able to answer 1,947
June 7: received 1,633 calls, were able to answer 1,631
June 6: received 1,743 calls, were able to answer 1,737
June 5: received 1,862 calls, were able to answer 1,852
June 4: received 2,073 calls, were able to answer 2,065
June 3: received 2,001 calls, were able to answer 1,995
June 2: received 2,018 calls, were able to answer 2,105
June 1: received 2,112 calls, were able to answer 2,104

May 2020: total calls answered 63,864 (compared to May 2019, total calls answered 36,616)

May 31: received 1,814 calls, were able to answer 1,801
May 30: received 1,875 calls, were able to answer 1,871
May 29: received 1,987 calls, were able to answer 1,980
May 28: received 1,899 calls, were able to answer 1,897
May 27: received 2,063 calls, were able to answer 2,060
May 26: received 2,108 calls, were able to answer 2,106
May 25: received 2,380 calls, were able to answer 2,369
May 24: received 1,934 calls, were able to answer 1,927
May 23: received 1,922 calls, were able to answer 1,916
May 22: received 2,084 calls, were able to answer 2,079
May 21: received 2,208 calls, were able to answer 2,204
May 20: received 2,063 calls, were able to answer 2,062
May 19: received 2,170 calls, were able to answer 2,164
May 18: received 1,986 calls, were able to answer 1,983
May 17: received 2,007 calls, were able to answer 1,993
May 16: received 2,000 calls, were able to answer 1,996
May 15: received 1,937 calls, were able to answer 1,934
May 14: received 2,023 calls, were able to answer 2,019
May 13: received 2,066 calls, were able to answer 2,065
May 12: received 2,142 calls, were able to answer 2,135
May 11: received 2,311 calls, were able to answer 2,306
May 10: received 1,912 calls, were able to answer 1,906
May 9: received 2,011 calls, were able to answer 2,007
May 8: received 2,055 calls, were able to answer 2,036
May 7: received 2,110 calls, were able to answer 2,094
May 6: received 2,288 calls, were able to answer 2,272
May 5: received 2,154 calls, were able to answer 2,150
May 4: received 2,347 calls, were able to answer 2,335
May 3: received 1,994 calls, were able to answer 1,979
May 2: received 2,119 calls, were able to answer 2,067
May 1: received 2,156 calls, were able to answer 2,151

April 2020: total calls answered 79,831 (compared to April 2019, total calls answered 36,451)

April 30: received 2,413 calls, were able to answer 2,407
April 29: received 2,591 calls, were able to answer 2,582
April 28: received 2,529 calls, were able to answer 2,523
April 27: received 2,830 calls, were able to answer 2,809
April 26: received 2,159 calls, were able to answer 2,153
April 25: received 2,464 calls, were able to answer 2,441
April 24: received 2,550 calls, were able to answer 2,535

April 23: received 2,696 calls, were able to answer 2,667
April 22: received 2,784 calls, were able to answer 2,757
April 21: received 2,709 calls, were able to answer 2,683
April 20: received 2,621 calls, were able to answer 2,586
April 19: received 2,217 calls, were able to answer 2,166
April 18: received 2,290 calls, were able to answer 2,231
April 17: received 2,325 calls, were able to answer 2,319
April 16: received 2,347 calls, were able to answer 2,338
April 15: received 2,248 calls, were able to answer 2,239
April 14: received 2,515 calls, were able to answer 2,500
April 13: received 2,766 calls, were able to answer 2,665
April 12: received 2,393 calls, were able to answer 2,384
April 11: received 2,611 calls, were able to answer 2,582
April 10: received 2,770 calls, were able to answer 2,689
April 9: received 2,757 calls, were able to answer 2,692
April 8: received 2,904 calls, were able to answer 2,789
April 7: received 2,819 calls, were able to answer 2,773
April 6: received 3,250 calls, were able to answer 3,227
April 5: received 2,764 calls, were able to answer 2,729
April 4: received 3,021 calls, were able to answer 2,905
April 3: received 3,180 calls, were able to answer 3,155
April 2: received 3,538 calls, were able to answer 3,520
April 1: received 3,842 calls, were able to answer 3,785

March 2020: total calls answered 99,760 (compared to March 2019, total calls answered 41,880)

March 31: received 4,135 calls, were able to answer 3,893
March 30: received 5,038 calls, were able to answer 3,908
March 29: received 4,391 calls, were able to answer 4,116
March 28: received 4,828 calls, were able to answer 3,533
March 27: received 5,441 calls, were able to answer 4,302
March 26: received 6,132 calls, were able to answer 4,902
March 25: received 6,433 calls, were able to answer 5,070
March 24: received 6,605 calls, were able to answer 3,854
March 23: received 6,678 calls, were able to answer 3,688
March 22: received 5,441 calls, were able to answer 4,122
March 21: received 5,641 calls, were able to answer 4,031
March 20: received 6,056 calls, were able to answer 3,248
March 19: received 5,546 calls, were able to answer 2,615
March 18: received 5,141 calls, were able to answer 2,652
March 17: received 4,742 calls, were able to answer 2,674
March 16: received 5,095 calls, were able to answer 2,891
March 15: received 5,899 calls, were able to answer 3,479
March 14: received 5,410 calls, were able to answer 3,418
March 13: received 5,769 calls, were able to answer 3,413
March 12: received 6,049 calls, were able to answer 3,108
March 11: received 6,124 calls, were able to answer 3,291
March 10: received 4,432 calls, were able to answer 3,287
March 9: received 3,795 calls, were able to answer 3,297
March 8: received 2,559 calls, were able to answer 2,364
March 7: received 2,906 calls, were able to answer 2,470
March 6: received 2,845 calls, were able to answer 2,682
March 5: received 2,520 calls, were able to answer 2,449
March 4: received 2,278 calls, were able to answer 2,210
March 3: received 2,310 calls, were able to answer 2,180
March 2: received 2,227 calls, were able to answer 2,118
March 1: received 1,764 calls, were able to answer 1,736

Average call volume prior to Jan 21, 2020: 1,250 calls received/answered

Brande L Strachan

A/Director, Navigation Services

Office: 604-215-8107 Blackberry: 604-551-0453 Fax: 604-215-8105

HealthLinkBC
Health Advice You Can Trust 24/7



8-1-1



HealthLinkBC.ca



BC Health Service
Locator App

Warning: This email is intended only for the use of the individual or organization to which it is addressed. It may contain information that is privileged or confidential. Any distribution, disclosure, copying, or other use by anyone else is strictly prohibited. If you have received this in error, please telephone or e-mail the sender immediately and delete the message.

Cancelling as Nicola has connected with Bonnie

.....
Join Skype Meeting ^{s.15; s.17}

Trouble Joining? Try Skype Web App ^{s.15; s.17}

Join by phone

Local - Victoria: ^{s.15; s.17} (BC, Canada) English (United States)

Local - Vancouver: ^{s.15; s.17} (BC, Canada) English (United States)

Toll-Free: ^{s.15; s.17} (BC, Canada) English (United States)

Local - Kamloops: ^{s.15; s.17} (BC, Canada) English (United States)

Local - Prince George: ^{s.15; s.17} (BC, Canada) English (United States)

Local - Nelson ^{s.15; s.17} (BC, Canada) English (United States)

Local - Fort Nelson ^{s.15; s.17} (BC, Canada) English (United States)

Find a local number ^{s.15; s.17}

Conference ID: ^{s.15; s.17}

Forgot your dial-in PIN? <<https://unite.gov.bc.ca/dialin>> |Help
<<https://o15.officeredir.microsoft.com/r/rlidLync15?clid=1033&p1=5&p2=2009>>

[!OC([1033])!]
.....

From: HLTH Corporate Operations HLTH:EX <HLTH.Corporate.Operations@gov.bc.ca>
To: van Baarsen, Amanda HLTH:EX <Amanda.vanBaarsen@gov.bc.ca>, MacDonald, Alex
HLTH:EX <Alex.MacDonald@gov.bc.ca>
Cc: HLTH Corporate Operations HLTH:EX <HLTH.Corporate.Operations@gov.bc.ca>, Moulton,
Holly HLTH:EX <Holly.Moulton@gov.bc.ca>, Murray, Heather HLTH:EX
<Heather.Murray@gov.bc.ca>, Sheppard, Jenifer A HLTH:EX <Jenifer.Sheppard@gov.bc.ca>,
Andrachuk, Andrea HLTH:EX <Andrea.Andrachuk@gov.bc.ca>
Sent: June 25, 2021 9:39:40 AM PDT
Attachments: s.12

Good Morning:

The attached s.12 has been prepared for Minister's review by Population & Public Health and approved by Lorie Hryciuk, Executive Lead, Philip Twyford, ADM, Peter Pokorny, Associate DM and Stephen Brown, DM.

We would appreciate receiving a copy of the signed document once Minister has approved.

Thanks so much,
Kathy Simonson

Document Issues Assessment Analyst; Team Lead - Corporate Issues & Client Relations

Ministry of Health

250 952-0998

kathy.simonson@gov.bc.ca

I am grateful to live and work on the unceded lands of the Łəƛ'əŋən People, known today as the Esquimalt and Songhees Nations.

Warning: This email is intended only for the use of the individual or organization to whom it is addressed. It may contain information that is privileged or confidential. Any distribution, disclosure, copying, or other use by anyone else is strictly prohibited. If you have received this in error, please telephone or e-mail the sender immediately and delete the message.

Page 013 of 175

Withheld pursuant to/removed as

s.12 ; s.13 ; s.16

Page 014 of 175

Withheld pursuant to/removed as

s.12 ; s.13 ; s.16 ; s.17

Page 015 of 175

Withheld pursuant to/removed as

s.12 ; s.13 ; s.16

Page 016 of 175

Withheld pursuant to/removed as

s.12 ; s.13 ; s.17

Page 017 of 175

Withheld pursuant to/removed as

s.12 ; s.13 ; s.17

Page 018 of 175

Withheld pursuant to/removed as

s.12 ; s.13 ; s.17

Page 019 of 175

Withheld pursuant to/removed as

s.12 ; s.13 ; s.17

Page 020 of 175

Withheld pursuant to/removed as

s.12 ; s.13 ; s.16 ; s.17

Page 021 of 175

Withheld pursuant to/removed as

s.12 ; s.13 ; s.17

Page 022 of 175

Withheld pursuant to/removed as

s.12 ; s.13 ; s.17

Page 023 of 175

Withheld pursuant to/removed as

s.12 ; s.13 ; s.14 ; s.17

Page 024 of 175

Withheld pursuant to/removed as

s.12 ; s.13 ; s.14 ; s.16 ; s.17

Page 025 of 175

Withheld pursuant to/removed as

s.12 ; s.16

RE: SPH Foundation buys new MRI machine

From: Lawrie, Hannah GCPE:EX <Hannah.Lawrie@gov.bc.ca>
To: Pham, Thuy HLTH:EX <Thuy.Pham@gov.bc.ca>
Cc: hlth Ministerial and Executive Assistants <hlthmaea@Victoria1.gov.bc.ca>, Ferrier, Jeffrey GCPE:EX <Jeffrey.Ferrier@gov.bc.ca>, Machell, Aileen GCPE:EX <Aileen.Machell@gov.bc.ca>, Sorochan, Craig GCPE:EX <Craig.Sorochan@gov.bc.ca>, Lindstein, Sarah GCPE:EX <Sarah.Lindstein@gov.bc.ca>

Sent: June 25, 2021 9:51:28 AM PDT

Hi Thuy,

The Foundation has settled on Wednesday July 7 to announce this.

Let us know if you need anything for this, thanks!

Hannah

Office 250 952-2475

From: Lawrie, Hannah GCPE:EX

Sent: June 22, 2021 9:03 AM

To: Pham, Thuy HLTH:EX <Thuy.Pham@gov.bc.ca>

Cc: hlth Ministerial and Executive Assistants <hlthmaea@Victoria1.gov.bc.ca>; Ferrier, Jeffrey GCPE:EX <Jeffrey.Ferrier@gov.bc.ca>; Machell, Aileen GCPE:EX <Aileen.Machell@gov.bc.ca>; Sorochan, Craig GCPE:EX <Craig.Sorochan@gov.bc.ca>; Lindstein, Sarah GCPE:EX <Sarah.Lindstein@gov.bc.ca>

Subject: RE: SPH Foundation buys new MRI machine

Hi Thuy,

They are looking at the end of June but don't have an exact date firmed up yet – does the end of June give you enough time?

From: Pham, Thuy HLTH:EX <Thuy.Pham@gov.bc.ca>

Sent: June 22, 2021 8:52 AM

To: Lawrie, Hannah GCPE:EX <Hannah.Lawrie@gov.bc.ca>

Cc: hlth Ministerial and Executive Assistants <hlthmaea@Victoria1.gov.bc.ca>; Ferrier, Jeffrey GCPE:EX <Jeffrey.Ferrier@gov.bc.ca>; Machell, Aileen GCPE:EX <Aileen.Machell@gov.bc.ca>; Sorochan, Craig GCPE:EX <Craig.Sorochan@gov.bc.ca>; Lindstein, Sarah GCPE:EX <Sarah.Lindstein@gov.bc.ca>

Subject: Re: SPH Foundation buys new MRI machine

MRIs! Thanks Hannah! When are they planning to go to media? Can providence hold just a bit? Can we get more information on these machines? You know we are always curious and enthused about MRIs

Thank you

Thuy

On Jun 22, 2021, at 8:46 AM, Lawrie, Hannah GCPE:EX <Hannah.Lawrie@gov.bc.ca> wrote:

Hi all,

MOH provides operational funding as it does for all MRIs – let me know if you have any Qs or concerns.

Thanks!

Hannah

From: Lawrie, Hannah GCPE:EX

Sent: June 21, 2021 4:48 PM

To: hlth Ministerial and Executive Assistants <hlthmaea@Victoria1.gov.bc.ca>

Cc: Ferrier, Jeffrey GCPE:EX <Jeffrey.Ferrier@gov.bc.ca>; Machell, Aileen GCPE:EX <Aileen.Machell@gov.bc.ca>; Sorochan, Craig GCPE:EX <Craig.Sorochan@gov.bc.ca>; Lindstein, Sarah GCPE:EX <Sarah.Lindstein@gov.bc.ca>

Subject: SPH Foundation buys new MRI machine

Hi all,

Providence just let us know that the St. Paul's Foundation has purchased a 3T MRI machine for the hospital, which has been operating for several weeks now.

The Foundation will gather B Roll of the machine and Providence will pitch it to a few outlets offering up a couple radiologists for interviews. We're doing a bit of digging to see what role MOH plays in this and we will keep you posted.

Thanks,

Hannah Lawrie | Communications Manager

Government Communications & Public Engagement

Ministry of Health

Office 250 952-2475

Cell 250 507-1340

(She/her)

RE: Monday event

From: Youngs, Kirsten R GCPE:EX <Kirsten.Youngs@gov.bc.ca>
To: Behrens, Marlene GCPE:EX <Marlene.Behrens@gov.bc.ca>, MacDonald, Alex HLTH:EX <Alex.MacDonald@gov.bc.ca>, Devereux, Rick GCPE:EX <Rick.Devereux@gov.bc.ca>
Cc: Machell, Aileen GCPE:EX <Aileen.Machell@gov.bc.ca>, Banfield, Elena GCPE:EX <Elena.Banfield@gov.bc.ca>, van Baarsen, Amanda HLTH:EX <Amanda.vanBaarsen@gov.bc.ca>, Ferrier, Jeffrey GCPE:EX <Jeffrey.Ferrier@gov.bc.ca>
Sent: June 25, 2021 9:56:59 AM PDT
3pm Monday in Vic confirmed.

From: Behrens, Marlene GCPE:EX <Marlene.Behrens@gov.bc.ca>
Sent: June 25, 2021 9:44 AM
To: MacDonald, Alex HLTH:EX <Alex.MacDonald@gov.bc.ca>; Devereux, Rick GCPE:EX <Rick.Devereux@gov.bc.ca>; Youngs, Kirsten R GCPE:EX <Kirsten.Youngs@gov.bc.ca>
Cc: Machell, Aileen GCPE:EX <Aileen.Machell@gov.bc.ca>; Banfield, Elena GCPE:EX <Elena.Banfield@gov.bc.ca>; van Baarsen, Amanda HLTH:EX <Amanda.vanBaarsen@gov.bc.ca>; Ferrier, Jeffrey GCPE:EX <Jeffrey.Ferrier@gov.bc.ca>
Subject: RE: Monday event

Hi all,

Just to jump in, flagging that we will also need a confirmed time today, if we want to get ASL booked.

Thanks,

Marlène Behrens | Events & Corporate Planning
B.C. Government Communications and Public Engagement
Marlene.behrens@gov.bc.ca | cell: 778-584-1253

From: MacDonald, Alex HLTH:EX <Alex.MacDonald@gov.bc.ca>
Sent: June 24, 2021 2:36 PM
To: Devereux, Rick GCPE:EX <Rick.Devereux@gov.bc.ca>; Youngs, Kirsten R GCPE:EX <Kirsten.Youngs@gov.bc.ca>
Cc: Machell, Aileen GCPE:EX <Aileen.Machell@gov.bc.ca>; Banfield, Elena GCPE:EX <Elena.Banfield@gov.bc.ca>; van Baarsen, Amanda HLTH:EX <Amanda.vanBaarsen@gov.bc.ca>; Ferrier, Jeffrey GCPE:EX <Jeffrey.Ferrier@gov.bc.ca>; Behrens, Marlene GCPE:EX <Marlene.Behrens@gov.bc.ca>
Subject: RE: Monday event

I expect Victoria will work best for us. 80 percent sure.
I'll let you know when I'm 100 percent.
-Alex

From: Devereux, Rick GCPE:EX <Rick.Devereux@gov.bc.ca>
Sent: June 24, 2021 1:48 PM
To: Youngs, Kirsten R GCPE:EX <Kirsten.Youngs@gov.bc.ca>
Cc: MacDonald, Alex HLTH:EX <Alex.MacDonald@gov.bc.ca>; Machell, Aileen GCPE:EX <Aileen.Machell@gov.bc.ca>; Banfield, Elena GCPE:EX <Elena.Banfield@gov.bc.ca>; van Baarsen, Amanda HLTH:EX <Amanda.vanBaarsen@gov.bc.ca>; Ferrier, Jeffrey GCPE:EX <Jeffrey.Ferrier@gov.bc.ca>; Behrens, Marlene GCPE:EX <Marlene.Behrens@gov.bc.ca>
Subject: RE: Monday event

Hi All,
An update: we really really need to know today if you want a Vancouver element to this.

We are sending a videographer with a camera up to Lower Post leaving Monday, so we are down a camera and would need a contractor in Vancouver to film, in addition to AV being more challenging. So if you want one or both of MD and DBH to be in Vancouver on Monday for an update event we need to know today, and would need to confirm a Vancouver videographer before we can say yes 100%

Thanks
Rick

From: Devereux, Rick GCPE:EX <Rick.Devereux@gov.bc.ca>
Sent: June 24, 2021 12:39 PM
To: Youngs, Kirsten R GCPE:EX <Kirsten.Youngs@gov.bc.ca>
Cc: MacDonald, Alex HLTH:EX <Alex.MacDonald@gov.bc.ca>; Machell, Aileen GCPE:EX <Aileen.Machell@gov.bc.ca>;
Banfield, Elena GCPE:EX <Elena.Banfield@gov.bc.ca>; van Baarsen, Amanda HLTH:EX <Amanda.vanBaarsen@gov.bc.ca>;
Ferrier, Jeffrey GCPE:EX <Jeffrey.Ferrier@gov.bc.ca>; Behrens, Marlene GCPE:EX <Marlene.Behrens@gov.bc.ca>
Subject: Monday event

Hi All

I'm hoping to confirm any plans for Monday.

I hear that there is a plan to do a Monday update announcement to provide info and take questions so those matters are covered before the restart step three announcement Tuesday.

If so, we need to confirm the time and location ideally today, but in particular if it will be in Vancouver as I want to be sure we can book the necessary AV and they are getting more work out in the world now so we need to confirm them if we need them.

Let us know as soon as you can
Thanks
Rick

FW: COVID-19 Critical Care Admissions - June 25, 2021

From: Henry, Bonnie HLTH:EX <Bonnie.Henry@gov.bc.ca>
To: XT:Lambrechts, Nicola GCPE:IN <nicola@nlkstrategies.ca>, van Baarsen, Amanda HLTH:EX <Amanda.vanBaarsen@gov.bc.ca>, Youngs, Kirsten R GCPE:EX <Kirsten.Youngs@gov.bc.ca>, MacDonald, Alex HLTH:EX <Alex.MacDonald@gov.bc.ca>
Sent: June 25, 2021 11:00:44 AM PDT
Attachments: image002.png, 2021-06-25 Census Tracker Critical Care (Bonnie Henry).xlsx

*Dr Bonnie Henry
Provincial Health Officer
Office of the PHO
Ministry of Health*

s.15; s.19

*Mailing address: PO Box 9648, STN PROV GOVT
Victoria, BC
V8W 9P4
Bonnie.henry@gov.bc.ca*

Phone: s.17; s.19

I gratefully acknowledge that I live and work on the traditional unceded territory of the Lekwungen Peoples, specifically the Songhees and Esquimalt First Nations. Hay'sxw'qu Si'em

Warning: This email is intended only for the use of the individual or organization to whom it is addressed. It may contain information that is privileged or confidential. Any distribution, disclosure, copying, or other use by anyone else is strictly prohibited. If you have received this in error, please telephone or e-mail the sender immediately and delete the message.

From: NajmulHussain, Mehazabeen [PHSA] <mehazabeen.najmulhussain@phsa.ca>
Sent: June 25, 2021 10:48 AM
To: Henry, Bonnie HLTH:EX <Bonnie.Henry@gov.bc.ca>
Cc: XT:ODonnell, Maureen HLTH:IN <modonnell@phsa.ca>; Gustafson, Reka HLTH:IN <reka.gustafson@phsa.ca>; Covid [BCCDC] <covid@bccdc.ca>; Galt, Jamie HLTH:EX <Jamie.Galt@gov.bc.ca>; XT:Flatt, Alexandra HLTH:IN <aflatt@phsa.ca>; HLTH COVIDAnalytics HLTH:EX <HLTH.COVIDAnalytics@gov.bc.ca>; Liu, Linda [PHSA] <Linda.Liu@phsa.ca>; Dou, Jun [PHSA] <jun.dou@phsa.ca>; Li, Loren K. [PHSA] <lkli@phsa.ca>; Esmail, Zahida [PHSA] <zahida.esmail@phsa.ca>; COVID Surveillance <COVID.Surveillance@bccdc.ca>; NajmulHussain, Mehazabeen [PHSA] <mehazabeen.najmulhussain@phsa.ca>; Huang, Ren [PHSA] <ren.huang@phsa.ca>; Therrien, Darlene HLTH:EX <Darlene.Therrien@gov.bc.ca>
Subject: COVID-19 Critical Care Admissions - June 25, 2021

[EXTERNAL] This email came from an external source. Only open attachments or links that you are expecting from a known sender.

Hi Bonnie,

Please see critical care COVID-19 confirmed patients below as of June 25, 2021 (reported by the sites up to 10:00 am on June 25, 2021). The number of COVID-19 patients on mechanical ventilation is also included below.

Please note the increase of 2 patients in today's critical care COVID-19 confirmed census (37) as compared to yesterday's (35). This change can be attributed to:

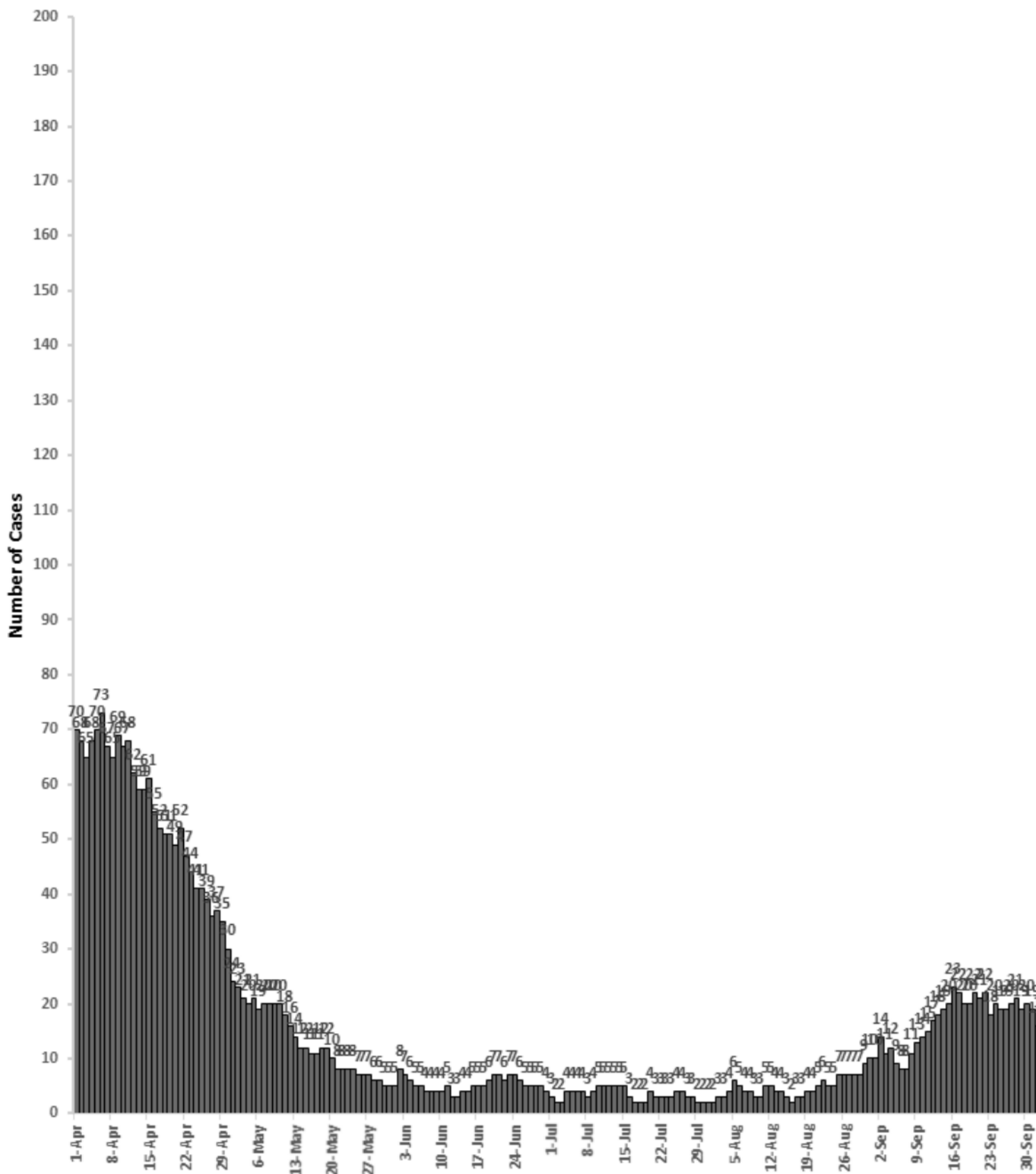
- 1 critical care patient transferred to non-critical care (1 IHA - East Kootenay Regional Hospital)
- 3 critical care newly admitted patients (1 FHA - Abbotsford Regional Hospital and Cancer Centre, 1 VCH - Vancouver General Hospital, 1 VIHA - Nanaimo Regional General Hospital)

Please note, the change in yesterday's census numbers is due to a late adjustment from IHA.

Total Confirmed Critical Care COVID-19 Positive Patients				
24-Jun-21			25-Jun-21	
HA	Critical Care	MV	Critical Care	MV
IH	7	4	6	3
FH	13	9	14	9
NH	4	0	4	0
VCH	8	8	9	8
VIHA	2	1	3	1
PHSA	1	0	1	0
Total	35	22	37	21

Total Suspected Critical Care COVID-19 Positive Patients				
24-Jun-21			25-Jun-21	
HA	Critical Care	MV	Critical Care	MV
IH	3	1	3	1
FH	0	0	0	0
NH	0	0	0	0
VCH	0	0	0	0
VIHA	0	0	0	0
PHSA	0	0	0	0
Total	3	1	3	1

Total Positive COVID-19 Critical Care Patients



Please note as hospitals are adapting their operations to handle the recent surge in COVID-19 hospitalizations and optimize the bed usage, there could be some inaccuracies in the number of patients in critical care units. We are actively working with health authorities to identify and fix any issues as they come up. As a result, the number of COVID-19 patients in critical care may be adjusted for prior days.

Thank you,

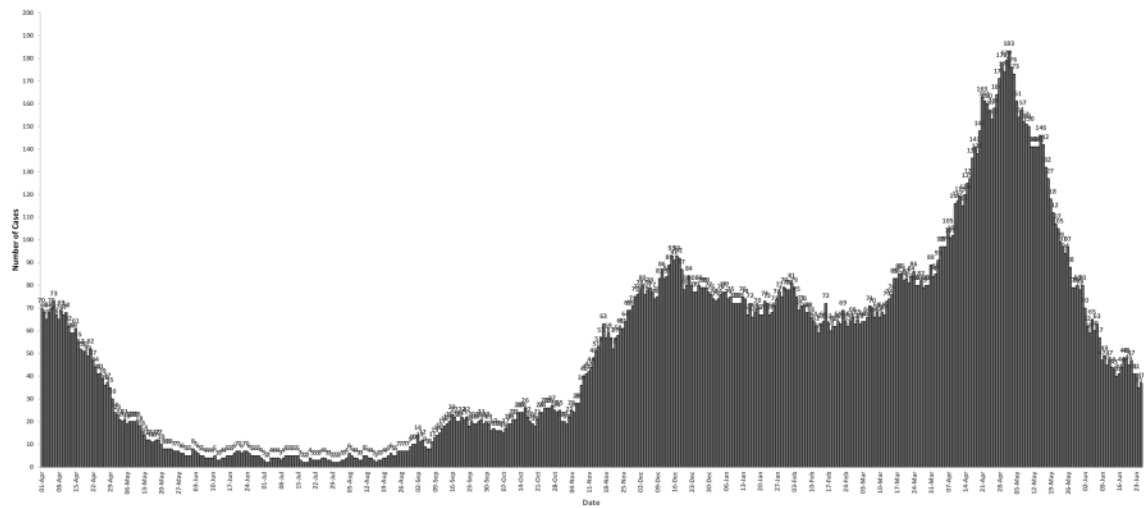
Mehazabeen

Total Confirmed Critical Care COVID-19 Positive Patients				
	24-Jun-21		25-Jun-21	
	Critical Care	MV	Critical Care	MV
HA				
IH	7	4	6	3
FH	13	9	14	9
NH	4	0	4	0
VCH	8	8	9	8
VIHA	2	1	3	1
PHSA	1	0	1	0
Total	35	22	37	21

Total Suspected Critical Care COVID-19 Positive Patients				
	24-Jun-21		25-Jun-21	
	Critical Care	MV	Critical Care	MV
HA				
IH	3	1	3	1
FH	0	0	0	0
NH	0	0	0	0
VCH	0	0	0	0
VIHA	0	0	0	0
PHSA	0	0	0	0
Total	3	1	3	1

Total Confirmed and Suspected Critical Care COVID-19 Positive Patients				
	24-Jun-21		25-Jun-21	
	Critical Care	MV	Critical Care	MV
HA				
IH	10	5	9	4
FH	13	9	14	9
NH	4	0	4	0
VCH	8	8	9	8
VIHA	2	1	3	1
PHSA	1	0	1	0
Total	38	23	40	22

02-Feb 81
03-Feb 79
04-Feb 75
05-Feb 69
06-Feb 71
07-Feb 71
08-Feb 68
09-Feb 68
10-Feb 66
11-Feb 64
12-Feb 62
13-Feb 59
14-Feb 63
15-Feb 64
16-Feb 72
17-Feb 63
18-Feb 60
19-Feb 62
20-Feb 62
21-Feb 64
22-Feb 63
23-Feb 69
24-Feb 64
25-Feb 62
26-Feb 64
27-Feb 66
28-Feb 63
01-Mar 65
02-Mar 63
03-Mar 64
04-Mar 64
05-Mar 66
06-Mar 71
07-Mar 70
08-Mar 66
09-Mar 68
10-Mar 66
11-Mar 68
12-Mar 67
13-Mar 73
14-Mar 74
15-Mar 76
16-Mar 83
17-Mar 83
18-Mar 85
19-Mar 85
20-Mar 82
21-Mar 83
22-Mar 81
23-Mar 84
24-Mar 86
25-Mar 80
26-Mar 80
27-Mar 82
28-Mar 79
29-Mar 80
30-Mar 80
31-Mar 89
01-Apr 84
02-Apr 85
03-Apr 91
04-Apr 97
05-Apr 97
06-Apr 97
07-Apr 105
08-Apr 101
09-Apr 102
10-Apr 116
11-Apr 117
12-Apr 119
13-Apr 115
14-Apr 120
15-Apr 125
16-Apr 127
17-Apr 136
18-Apr 141
19-Apr 138
20-Apr 148
21-Apr 163
22-Apr 161
23-Apr 160
24-Apr 157
25-Apr 153
26-Apr 158
27-Apr 164
28-Apr 171
29-Apr 178
30-Apr 174
01-May 179
02-May 183
03-May 176
04-May 173
05-May 161
06-May 154
07-May 157
08-May 152
09-May 151
10-May 150
11-May 141
12-May 141
13-May 141
14-May 141
15-May 146
16-May 142
17-May 132
18-May 127
19-May 118
20-May 112
21-May 107
22-May 105
23-May 99
24-May 97
25-May 94
26-May 97
27-May 88
28-May 79
29-May 79
30-May 80
31-May 78
01-Jun 80
02-Jun 70
03-Jun 62
04-Jun 59
05-Jun 65
06-Jun 60
07-Jun 63
08-Jun 57
09-Jun 47
10-Jun 49
11-Jun 45
12-Jun 47
13-Jun 44
14-Jun 43
15-Jun 40
16-Jun 41
17-Jun 44
18-Jun 48
19-Jun 48
20-Jun 45
21-Jun 47
22-Jun 41
23-Jun 41
24-Jun 35
25-Jun 37



COVID-19 Report Part 1 of 2 - June 25, 2021

From: HLTH COVID CRHEM HLTH:EX <COVID.CRHEM@gov.bc.ca>
To: Dix, Adrian HLTH:EX <Adrian.Dix@gov.bc.ca>
Cc: Brown, Stephen R HLTH:EX <Stephen.Brown@gov.bc.ca>, van Baarsen, Amanda HLTH:EX <Amanda.vanBaarsen@gov.bc.ca>, MacDonald, Alex HLTH:EX <Alex.MacDonald@gov.bc.ca>, Pham, Thuy HLTH:EX <Thuy.Pham@gov.bc.ca>, Szabo, Maria HLTH:EX <Maria.Szabo@gov.bc.ca>, Pokorny, Peter HLTH:EX <Peter.Pokorny@gov.bc.ca>, Henry, Bonnie HLTH:EX <Bonnie.Henry@gov.bc.ca>, Machell, Aileen GCPE:EX <Aileen.Machell@gov.bc.ca>, Ho, Theresa HLTH:EX <Theresa.Ho@gov.bc.ca>
Sent: June 25, 2021 11:27:55 AM PDT
Attachments: image003.jpg, Daily_HA-based_report_Jun_25_2021_final.docx
Good Morning,

Attached please find today's BCCDC case count and outbreak tallies.

Thank you.



COVID Response and Health Emergency Management Division
Ministry of Health

Email: COVID.CRHEM@gov.bc.ca

This email communication is intended solely for the person or entity to which it is addressed and may contain confidential and privileged information. Any review, dissemination or other use without the express written consent of the sender is prohibited. If you are not the intended recipient, please notify me by return email and delete this communication and any copies immediately. Thank you.

BC Centre for Disease Control

Provincial Health Services Authority

June 25, 2021: COVID-19 cases and outbreaks reported by Health Authorities to BCCDC

Data is confidential and embargoed until 4pm on current day

Reported Cases

- 72 new cases have been reported since yesterday
 - No new epi-linked cases reported since yesterday

Table 1. Reported cases by health authority of residence ^{a,b,c}

	Health Authority of Residence ^c						Total N (%)
	FHA	IHA	VIHA	NHA	VCH	Out of Canada	
Total number of cases ^{a,b,c}	85,713	13,112	5,161	7,800	35,427	205	147,418
Number of new cases since yesterday ^{d,e}	29	13	4	2	24	0	72
Number of lab-confirmed and lab-probable cases	85,365	12,987	5,114	7,512	35,123	204	146,305
Number of epi-linked probable cases ^{b,f}	348	125	47	288	304	1	1,113
Ever Hospitalized ^g	4,373	728	252	659	1,908	14	7,934 (5%)
Currently in Hospital ^g	44	8	4	6	46	0	108
Deaths ^g	919	155	41	155	479	0	1,749 (1%)
New deaths since yesterday ^d	1	0	0	0	1	0	2
Number known to be pregnant	658	74	37	87	246	0	1,102
Discontinued isolation ^h	84,355	12,700	5,079	7,595	34,625	200	144,554 (98%)
Currently active cases ⁱ	426	256	38	49	322	5	1,096 (1%)

- a. Total COVID-19 cases include lab-confirmed, lab-probable and epi-linked cases. Case definitions can be found at: [http://www.bccdc.ca/health-professionals/clinical-resources/case-definitions/covid-19-\(novel-coronavirus\)](http://www.bccdc.ca/health-professionals/clinical-resources/case-definitions/covid-19-(novel-coronavirus)). As of July 3, 2020, residents of other Canadian provinces/territories are reported by their provinces/territories of residence. As of January 7, 2021, cases include those reported by the health authorities and also those with positive laboratory results in the provincial laboratory information solution; previously case counts included only those reported by the health authorities. As of May 14, 2021, cases identified as confirmed re-infections are included in the case counts.
- b. Epi-linked cases reported on or after May 19, 2020 are included.
- c. As of July 9, cases are reported by health authority of residence. When health authority of residence is not available, cases are assigned to the health authority reporting the case. Cases whose primary residence is outside of Canada are reported as "Out of Canada". Previously, cases were assigned to the health authority that reported the case. Please note that the health authority of residence and the health authority reporting the case do not necessarily indicate the location of exposure or transmission.
- d. "New" cases and deaths reflect the difference in counts between one day and the next (net new).
- e. In general, the number of new cases reported is higher towards the end of the week due to increasing lab test results reported on Wednesdays to Fridays.
- f. Epi-linked case counts may decrease if cases are tested and meet a different case classification.
- g. Serious outcome (e.g. hospitalization, death) tallies may be incomplete or out of date (i.e. under-estimates) owing to the timing and processes for case status update.
- h. Self-isolation has been discontinued per the criteria outlined in the BC guidelines for public health management of COVID-19: http://www.bccdc.ca/resource-gallery/Documents/Guidelines%20and%20Forms/Guidelines%20and%20Manuals/Epid/CD%20Manual/Chapter%201%20-%20CDC/2019-nCoV-Interim_Guidelines.pdf or, for cases lost to follow-up, it has been 20 or more days since the case was reported.
- i. Active cases exclude those who have died, discontinued isolation or been lost to follow up (n=19).

----- Continued on next page -----

June 25, 2021: COVID-19 cases and outbreaks reported by Health Authorities to BCCDC
Data is confidential and embargoed until 4pm on current day

Table 2. Outbreaks newly declared since last report

- There were no new outbreaks declared since last report.

Table 3. Outbreaks declared over since last report

- There were no outbreaks declared over since last report.

Table 4. New deaths reported today ^{a,b}

Count of Deaths	Part of Reported Outbreak	Outbreak Details			Age Group
		Facility Name	Type of Facility	HA Reporting	
1	No			Fraser	50-59 Years (n=1)
1	No			Vancouver Coastal	50-59 Years (n=1)

a. Data are compiled from line lists provided by Health Authorities and are current as of 10am on the day prior to this report.

b. Cases include lab-confirmed, lab-probable and epi-linked cases. Case definitions can be found at: [http://www.bccdc.ca/health-professionals/clinical-resources/case-definitions/covid-19-\(novel-coronavirus\)](http://www.bccdc.ca/health-professionals/clinical-resources/case-definitions/covid-19-(novel-coronavirus)). As of July 3, residents of other Canadian provinces/territories are reported by their provinces/territories of residence.

COVID-19 Report Part 1 of 2 - June 25, 2021

From: HLTH COVID CRHEM HLTH:EX <COVID.CRHEM@gov.bc.ca>
To: Wanamaker, Lori PREM:EX <Lori.Wanamaker@gov.bc.ca>, Meggs, Geoff PREM:EX <Geoff.Meggs@gov.bc.ca>, Zacharuk, Christina PREM:EX <Christina.Zacharuk@gov.bc.ca>
Cc: Shortt, Amanda PREM:EX <Amanda.Shortt@gov.bc.ca>, Mulloy, Eleanor PREM:EX <Eleanor.Mulloy@gov.bc.ca>, Kristianson, Eric PREM:EX <Eric.Kristianson@gov.bc.ca>, van Baarsen, Amanda HLTH:EX <Amanda.vanBaarsen@gov.bc.ca>, MacDonald, Alex HLTH:EX <Alex.MacDonald@gov.bc.ca>, Hockin, Amber PREM:EX <Amber.Hockin@gov.bc.ca>, Howlett, Tim GCPE:EX <Tim.Howlett@gov.bc.ca>, Hagglund, Jarrett PREM:EX <Jarrett.Hagglund@gov.bc.ca>, Nash, Amber PREM:EX <Amber.Nash@gov.bc.ca>, Marriott, Sarah GCPE:EX <Sarah.Marriott@gov.bc.ca>, Marquis, Yvette PREM:EX <Yvette.Marquis@gov.bc.ca>
Sent: June 25, 2021 11:38:11 AM PDT
Attachments: Daily_HA-based_report_Jun_25_2021_final.docx, image003.jpg
Good Morning,

Attached please find today's BCCDC case count and outbreak tallies.

Thank you.



COVID Response and Health Emergency Management Division
Ministry of Health

Email: COVID.CRHEM@gov.bc.ca

This email communication is intended solely for the person or entity to which it is addressed and may contain confidential and privileged information. Any review, dissemination or other use without the express written consent of the sender is prohibited. If you are not the intended recipient, please notify me by return email and delete this communication and any copies immediately. Thank you.

Daily Summary of the Chinese-language Media Coverage

From: Cen, Calvin GCPE:EX <Calvin.Cen@gov.bc.ca>
To: GCPE Communications - COVID HLTH <CommHcovid@Victoria1.gov.bc.ca>, Dix, Adrian HLTH:EX <Adrian.Dix@gov.bc.ca>, Ho, Theresa HLTH:EX <Theresa.Ho@gov.bc.ca>, Pham, Thuy HLTH:EX <Thuy.Pham@gov.bc.ca>, van Baarsen, Amanda HLTH:EX <Amanda.vanBaarsen@gov.bc.ca>, MacDonald, Alex HLTH:EX <Alex.MacDonald@gov.bc.ca>, Szabo, Maria HLTH:EX <Maria.Szabo@gov.bc.ca>, Truong, Lele PREM:EX <Lele.Truong@gov.bc.ca>, Aaron, Sage PREM:EX <Sage.Aaron@gov.bc.ca>, Chan, Catherine GCPE:EX <Catherine.Chan@gov.bc.ca>, Chang, Johann GCPE:EX <Johann.Chang@gov.bc.ca>
Sent: June 25, 2021 11:56:58 AM PDT
Good morning all,

Sharing the summary of the Chinese-language media coverage on health:

- Omni TV- Richmond North Centre MLA Teresa Wat is criticizing the B.C. government for not making any progress on the redevelopment of the Richmond Hospital. Wat says that "I've asked Minister Dix whether the business plan has been approved, but he did not answer the question. What is strange is that the Premier said the business plan has been approved." The province had said in July 2020 that the business plan of the Richmond Hospital Acute Care Tower will be completed by the end of September 2020.
- Ming Pao-
 - Health experts are monitoring the "Delta plus" variant- a new version of the Delta variant first detected in India. This variant has appeared in many countries including Canada. The Delta Plus variant is more transmissible than the Delta variant, and the vaccines may not be able to protect people against it. According to Public Health England's report on June 18, there has been one case of the Delta Plus in Canada.
 - The CDC says vaccination with the mRNA shots could cause heart inflammation. The latest data shows there have been at least 53 cases of myocarditis or pericarditis reported to Health Canada or the PHAC as of June 11, with most cases happening after vaccination with a mRNA vaccine.
- Fairchild Radio- While health officials have said it is safe to mix the Pfizer and Moderna doses, some first dose Pfizer recipients are cancelling their second shot booking when they know they'll be given a Moderna shot. Mike Benusic with Island Health has confirmed that There have been some cases where people decided not to receive their Moderna second dose at the clinic.
- Sing Tao Daily- The province's seven-day rolling average of daily cases dropped to below 80 for the first time since August 29. Hospitalizations decreased by 14% from last Thursday, and ICU number is down by 23% from a week ago. Dr. Henry calls on people to "get vaccinated as soon as you are eligible; this is important and is your ticket to travel and safe social connections."
- Fairchild TV- As many communities in the country are still seeing a lower vaccination rate, the federal government launched a program to encourage people to get vaccinated, including an online platform that helps address the issues and improve access to vaccines for people who are vulnerable. Hedy Fry, Member of Parliament, announced that the Dr. Peter Centre in Vancouver will receive over \$537,000 to support the implementation of the program.

Cheers,
Calvin

Calvin Cen 岑建榮 | Public Affairs Officer
Ministry of Health
Government Communications & Public Engagement
Mobile: 778-886-9397
Calvin.Cen@gov.bc.ca

People Registered, Booked and Vaccinated by Age and Community Health Service Area to June 24, 2021

From: HLTH COVID CRHEM HLTH:EX <COVID.CRHEM@gov.bc.ca>
To: Dix, Adrian HLTH:EX <Adrian.Dix@gov.bc.ca>, Brown, Stephen R HLTH:EX <Stephen.Brown@gov.bc.ca>, Pokorny, Peter HLTH:EX <Peter.Pokorny@gov.bc.ca>
Cc: van Baarsen, Amanda HLTH:EX <Amanda.vanBaarsen@gov.bc.ca>, MacDonald, Alex HLTH:EX <Alex.MacDonald@gov.bc.ca>, Moulton, Holly HLTH:EX <Holly.Moulton@gov.bc.ca>, Machell, Aileen GCPE:EX <Aileen.Machell@gov.bc.ca>, Ho, Theresa HLTH:EX <Theresa.Ho@gov.bc.ca>
Sent: June 25, 2021 12:09:46 PM PDT
Attachments: People Registered Booked Vaccinated as of 2021-06-24.docx, image003.jpg
Good Afternoon,

Attached please find documentation regarding People Registered, Booked and Vaccinated by Age and Community Health Service Area to June 24, 2021.

Vaccinations Administered to the BC Population Up to and Including June 24, 2024

	Number of Dose 1 Vaccinations to BC Population	Number of Dose 2 Vaccinations to BC Population	Percentage of BC Population Vaccinated with Dose 1	Percentage of BC Population Vaccinated with Dose 2
18+	3,355,943	1,165,452	77.6%	26.9%
12+	3,530,557	1,166,320	76.2%	25.2%
Entire BC Population	3,530,557	1,166,320	68.3%	22.6%

Thank you.



COVID Response and Health Emergency Management Division
Ministry of Health

Email: COVID.CRHEM@gov.bc.ca

This email communication is intended solely for the person or entity to which it is addressed and may contain confidential and privileged information. Any review, dissemination or other use without the express written consent of the sender is prohibited. If you are not the intended recipient, please notify me by return email and delete this communication and any copies immediately. Thank you.

People Registered, Booked & Vaccinated, by Age Cohort, Province. Data up to & Including June 24, 2021

Age Group	People Registered (Count)	People Registered (Percent)	People with Appointments (Count)	People with Appointments (Percent)	Population Vaccinated (Count)	Population Vaccinated (Percent)	BC Population 12+	Population Remaining to be Vaccinated
80+	189,321	72.8%	177,375	68.2%	236,285	90.9%	259,930	23,645
75-79	165,172	84.0%	157,628	80.2%	173,389	88.2%	196,619	23,230
70-74	237,461	84.9%	226,360	80.9%	244,111	87.2%	279,792	35,681
65-69	274,924	83.3%	256,381	77.6%	281,391	85.2%	330,212	48,821
60-64	289,160	79.3%	250,756	68.8%	301,276	82.7%	364,443	63,167
55-59	278,016	76.5%	240,572	66.2%	289,571	79.7%	363,492	73,921
50-54	259,841	76.1%	234,952	68.8%	264,823	77.6%	341,309	76,486
45-49	241,559	75.3%	215,836	67.3%	245,223	76.5%	320,697	75,474
40-44	249,880	73.5%	222,378	65.4%	251,783	74.0%	340,021	88,238
35-39	269,067	71.5%	241,804	64.3%	266,351	70.8%	376,266	109,915
30-34	272,920	71.2%	243,059	63.4%	266,667	69.6%	383,104	116,437
25-29	260,095	73.0%	238,163	66.8%	250,236	70.2%	356,536	106,300
18-24	306,230	74.2%	278,451	67.5%	284,837	69.0%	412,805	127,968
12-17	200,268	64.6%	186,576	60.2%	174,614	56.3%	310,032	135,418
Total	3,493,914	75.4%	3,170,291	68.4%	3,530,557	76.2%	4,635,258	1,104,701

Increases in Registrations & Bookings Since Last Day by Age Cohort, Province. Data up to & Including June 24, 2021

	Daily Increase in People Registered (Count)	Daily Increase in People Registered (Percentage Point)	Daily Increase in People with Appointments (Count)	Daily Increase in People with Appointments (Percentage Point)
80+:	219	0.0%	357	0.1%
75-79:	136	0.1%	352	0.2%
70-74:	163	0.1%	442	0.2%
65-69:	230	0.1%	357	0.1%
60-64:	293	0.0%	575	0.2%
55-59:	311	0.1%	787	0.2%
50-54:	321	0.1%	991	0.3%
45-49:	313	0.1%	904	0.3%
40-44:	333	0.1%	824	0.2%
35-39:	411	0.1%	650	0.2%
30-34:	536	0.1%	497	0.1%
25-29:	568	0.2%	65	0.0%
18-24:	797	0.2%	573	0.2%
12-17:	604	0.2%	708	0.2%
Total:	5,235	0.1%	8,082	0.2%

People Registered, Booked and & Vaccinated by Community Health Service Area, Province. Data up to & Including June 24, 2021

Community Health Service Area	People Registered (Count)	People Registered (Percent)	People with Appointments (Count)	People with Appointments (Percent)	Population Vaccinated (Count)	Population Vaccinated (Percent)	Population	Population Remaining to be Vaccinated
1110 Fernie	10,970	71.0%	10,229	66.2%	10,868	70.4%	15,448	4,580
1120 Cranbrook	17,390	67.7%	15,799	61.6%	17,604	68.6%	25,668	8,064
1130 Kimberley	6,643	73.9%	6,068	67.5%	6,705	74.6%	8,990	2,285
1140 Windermere	7,662	76.3%	7,444	74.2%	7,849	78.2%	10,037	2,188
1150 Creston	7,290	57.1%	6,965	54.6%	7,415	58.1%	12,762	5,347
1160 Golden	5,261	76.9%	4,915	71.9%	5,321	77.8%	6,837	1,516
1210 Kootenay Lake	2,136	64.5%	2,023	61.1%	2,129	64.3%	3,310	1,181
1220 Nelson	16,794	64.8%	15,204	58.7%	16,741	64.6%	25,917	9,176
1230 Castlegar	9,056	67.0%	8,253	61.1%	9,199	68.1%	13,513	4,314
1240 Arrow Lakes	2,739	59.9%	2,505	54.8%	3,089	67.5%	4,574	1,485
1250 Trail	14,114	75.3%	13,106	70.0%	14,256	76.1%	18,733	4,477
1260 Grand Forks	5,703	65.0%	5,359	61.1%	5,923	67.5%	8,774	2,851
1270 Kettle Valley	1,969	59.0%	1,831	54.8%	2,032	60.8%	3,340	1,308
1310 Southern Okanagan	15,187	71.8%	14,154	66.9%	15,944	75.4%	21,148	5,204
1320 Penticton	30,945	70.4%	28,442	64.7%	32,741	74.4%	43,978	11,237
1330 Keremeos	3,361	61.6%	3,159	57.9%	3,724	68.3%	5,452	1,728
1340 Princeton	3,202	66.4%	2,972	61.6%	3,347	69.4%	4,824	1,477
1350 Armstrong/Spallumcheen	5,783	60.6%	5,376	56.3%	5,972	62.6%	9,545	3,573
1361 Vernon Centre/Coldstream	36,483	66.6%	32,694	59.7%	38,084	69.5%	54,801	16,717
1362 North Okanagan/Lumby	8,361	60.4%	7,670	55.4%	8,755	63.2%	13,844	5,089
1371 Central Okanagan Rural	6,409	66.6%	5,948	61.9%	6,345	66.0%	9,616	3,271

Community Health Service Area	People Registered (Count)	People Registered (Percent)	People with Appointments (Count)	People with Appointments (Percent)	Population Vaccinated (Count)	Population Vaccinated (Percent)	Population	Population Remaining to be Vaccinated
1372 West Kelowna	28,438	67.8%	26,176	62.4%	29,268	69.7%	41,973	12,705
1373 Lake Country	9,481	66.9%	8,563	60.4%	9,336	65.9%	14,166	4,830
1374 Glenmore	26,858	73.2%	24,832	67.7%	27,009	73.6%	36,673	9,664
1375 Downtown Kelowna	29,446	68.8%	26,815	62.6%	30,607	71.5%	42,816	12,209
1376 Rutland	22,874	64.4%	20,870	58.7%	22,776	64.1%	35,546	12,770
1377 Okanagan Mission	18,551	75.7%	16,963	69.2%	18,586	75.8%	24,506	5,920
1380 Summerland	8,745	72.8%	8,143	67.8%	9,040	75.3%	12,013	2,973
1390 Enderby	4,227	53.9%	3,931	50.1%	4,402	56.1%	7,840	3,438
1410 Revelstoke	6,904	82.4%	6,282	75.0%	6,825	81.4%	8,381	1,556
1420 Salmon Arm	22,987	65.5%	21,649	61.7%	23,155	65.9%	35,112	11,957
1431 Kamloops Centre North	30,173	66.9%	26,946	59.8%	31,716	70.3%	45,093	13,377
1432 Kamloops Centre South	38,675	76.7%	34,524	68.5%	39,148	77.6%	50,420	11,272
1433 Lower Thompson	13,029	63.4%	11,906	57.9%	14,062	68.4%	20,566	6,504
1440 100 Mile House	8,691	63.9%	8,282	60.9%	8,851	65.1%	13,596	4,745
1450 North Thompson	2,429	62.8%	2,221	57.4%	2,573	66.5%	3,869	1,296
1461 West Cariboo	747	29.0%	695	27.0%	1,507	58.5%	2,574	1,067
1462 Williams Lake/East Cariboo	12,115	56.7%	11,289	52.9%	13,043	61.1%	21,360	8,317
1470 Lillooet	1,527	36.5%	1,354	32.4%	2,852	68.2%	4,183	1,331
1480 South Cariboo	2,918	46.7%	2,740	43.8%	4,128	66.0%	6,255	2,127
1490 Merritt	6,137	55.2%	5,463	49.1%	7,423	66.7%	11,121	3,698
2110 Hope	4,893	55.9%	3,196	36.5%	5,668	64.7%	8,756	3,088
2121 South Chilliwack	36,376	69.3%	32,597	62.1%	36,890	70.3%	52,469	15,579
2122 North Chilliwack	24,996	59.2%	21,917	51.9%	26,180	62.0%	42,244	16,064
2131 Central Abbotsford	15,394	66.4%	13,679	59.0%	15,614	67.4%	23,171	7,557
2132 East Abbotsford	24,949	73.6%	22,425	66.2%	24,599	72.6%	33,893	9,294

Community Health Service Area	People Registered (Count)	People Registered (Percent)	People with Appointments (Count)	People with Appointments (Percent)	Population Vaccinated (Count)	Population Vaccinated (Percent)	Population	Population Remaining to be Vaccinated
2133 West Abbotsford	44,061	76.5%	40,639	70.6%	42,995	74.6%	57,602	14,607
2134 Abbotsford Rural	17,125	69.6%	15,521	63.1%	17,046	69.3%	24,595	7,549
2141 South Mission	16,853	65.7%	15,166	59.1%	16,998	66.3%	25,654	8,656
2142 North Mission	10,731	65.9%	9,579	58.8%	10,706	65.8%	16,281	5,575
2150 Agassiz/Harrison	5,244	57.5%	3,065	33.6%	6,578	72.2%	9,116	2,538
2210 New Westminster	58,497	81.0%	53,491	74.1%	58,364	80.8%	72,216	13,852
2221 Burnaby Northwest	40,287	83.5%	37,018	76.7%	39,466	81.8%	48,276	8,810
2222 Burnaby Northeast	35,320	81.6%	32,661	75.5%	34,378	79.5%	43,262	8,884
2223 Burnaby Southwest	65,029	79.5%	58,397	71.4%	63,487	77.6%	81,802	18,315
2224 Burnaby Southeast	44,891	78.5%	40,965	71.6%	44,125	77.1%	57,205	13,080
2231 Haney	22,348	74.3%	20,328	67.6%	22,307	74.2%	30,076	7,769
2232 Pitt Meadows	13,961	80.0%	12,572	72.1%	14,037	80.5%	17,448	3,411
2233 Maple Ridge Rural	39,024	76.4%	35,309	69.1%	37,907	74.2%	51,089	13,182
2241 North Coquitlam	33,415	81.2%	31,097	75.6%	32,282	78.5%	41,140	8,858
2242 Southwest Coquitlam	55,751	81.3%	51,642	75.3%	54,620	79.7%	68,554	13,934
2243 Southeast Coquitlam	21,546	79.4%	19,997	73.7%	21,411	78.9%	27,148	5,737
2244 Port Coquitlam	44,524	79.0%	40,938	72.7%	44,168	78.4%	56,333	12,165
2245 Port Moody/Anmore/Belcarra	28,215	83.1%	25,909	76.3%	27,711	81.6%	33,960	6,249
2311 City of Langley	18,475	72.4%	16,725	65.5%	18,248	71.5%	25,525	7,277
2312 Walnut Grove/Fort Langley	21,998	81.5%	20,262	75.0%	22,078	81.8%	27,002	4,924
2313 Willoughby	28,188	79.9%	26,357	74.7%	27,557	78.1%	35,296	7,739
2314 Brookwood/Murrayville	16,193	75.8%	14,703	68.8%	16,201	75.8%	21,365	5,164
2315 Aldergrove/Otter	8,798	70.3%	7,807	62.4%	8,679	69.3%	12,520	3,841
2316 North Langley Township	9,731	71.5%	8,761	64.4%	9,630	70.7%	13,613	3,983

Community Health Service Area	People Registered (Count)	People Registered (Percent)	People with Appointments (Count)	People with Appointments (Percent)	Population Vaccinated (Count)	Population Vaccinated (Percent)	Population	Population Remaining to be Vaccinated
2317 South Langley Township	6,436	71.4%	5,842	64.8%	6,431	71.3%	9,014	2,583
2321 North Delta	46,444	83.4%	43,034	77.3%	45,120	81.1%	55,662	10,542
2322 Ladner	20,124	84.6%	17,853	75.1%	20,249	85.2%	23,777	3,528
2323 Tsawwassen	18,320	83.7%	16,206	74.0%	18,460	84.3%	21,892	3,432
2331 Whalley	43,930	80.0%	40,734	74.2%	42,655	77.7%	54,894	12,239
2332 North Surrey	42,949	75.1%	39,494	69.0%	42,209	73.8%	57,219	15,010
2333 Cloverdale	54,957	80.3%	50,725	74.1%	54,337	79.3%	68,482	14,145
2334 Panorama	39,066	83.5%	36,417	77.8%	38,304	81.9%	46,785	8,481
2335 East Newton	53,032	82.2%	49,387	76.5%	51,389	79.6%	64,531	13,142
2336 Fleetwood	47,358	81.4%	44,159	75.9%	47,042	80.9%	58,181	11,139
2337 Guildford	46,362	76.7%	42,731	70.7%	45,541	75.3%	60,450	14,909
2338 West Newton	32,518	82.6%	30,296	77.0%	31,248	79.4%	39,367	8,119
2341 South Surrey	62,479	79.8%	57,268	73.2%	62,713	80.1%	78,266	15,553
2342 White Rock	15,182	75.8%	13,655	68.2%	15,675	78.3%	20,030	4,355
3111 Richmond City Centre	44,772	77.8%	40,037	69.6%	43,916	76.3%	57,551	13,635
3112 Blundell	13,005	76.4%	11,500	67.6%	12,622	74.2%	17,020	4,398
3113 Broadmoor	17,025	75.9%	14,951	66.7%	16,489	73.5%	22,420	5,931
3114 Thompson/Seafair	23,849	78.5%	20,867	68.7%	23,260	76.5%	30,394	7,134
3115 Steveston	19,296	83.2%	16,522	71.2%	19,194	82.7%	23,204	4,010
3116 East and West Cambie/Bridgeport	20,282	81.5%	17,451	70.1%	19,660	79.0%	24,898	5,238
3117 Gilmore/Shellmont/East/Hamilton	16,569	81.1%	14,240	69.7%	16,163	79.1%	20,441	4,278
3211 Downtown Vancouver	36,038	81.1%	31,323	70.5%	35,593	80.1%	44,446	8,853
3212 West End	36,996	81.5%	32,274	71.1%	36,918	81.3%	45,400	8,482
3213 Fairview	26,350	84.0%	22,675	72.3%	26,692	85.1%	31,363	4,671

Community Health Service Area	People Registered (Count)	People Registered (Percent)	People with Appointments (Count)	People with Appointments (Percent)	Population Vaccinated (Count)	Population Vaccinated (Percent)	Population	Population Remaining to be Vaccinated
3221 Downtown Eastside	10,524	47.9%	8,375	38.1%	15,242	69.4%	21,973	6,731
3222 Northeast False Creek	10,166	80.0%	8,817	69.4%	10,111	79.6%	12,703	2,592
3223 Grandview-Woodland	22,074	79.1%	18,661	66.9%	22,374	80.2%	27,903	5,529
3231 Cedar Cottage	13,983	83.1%	12,044	71.6%	13,989	83.1%	16,826	2,837
3232 Hastings-Sunrise	27,356	83.1%	24,272	73.7%	27,246	82.8%	32,915	5,669
3233 Renfrew-Collingwood	41,983	84.0%	37,551	75.2%	41,544	83.2%	49,952	8,408
3241 Shaughnessy/Arbutus Ridge/Kerrisdale	29,120	78.9%	25,880	70.1%	28,575	77.4%	36,896	8,321
3242 West Point Grey/Dunbar-Southlands	26,851	81.5%	23,517	71.4%	26,953	81.8%	32,953	6,000
3243 University of British Columbia	14,644	78.3%	12,936	69.1%	13,791	73.7%	18,709	4,918
3244 Kitsilano	34,660	86.0%	29,979	74.4%	34,508	85.6%	40,315	5,807
3251 Kensington	26,350	83.2%	23,069	72.8%	26,413	83.4%	31,680	5,267
3252 Mount Pleasant	28,237	83.7%	23,623	70.0%	28,637	84.9%	33,728	5,091
3253 South Cambie/Riley Park	25,851	84.3%	22,145	72.2%	26,137	85.2%	30,674	4,537
3261 Killarney	24,415	82.1%	20,405	68.6%	24,349	81.8%	29,752	5,403
3262 Oakridge/Marpole	29,863	78.2%	26,300	68.8%	29,261	76.6%	38,208	8,947
3263 Sunset	29,774	83.2%	25,762	72.0%	29,324	82.0%	35,779	6,455
3264 Victoria-Fraserview	24,439	82.0%	20,700	69.5%	24,412	81.9%	29,796	5,384
3311 North Vancouver City - East	14,781	83.3%	13,320	75.1%	14,685	82.8%	17,740	3,055
3312 North Vancouver City - West	28,988	81.2%	26,408	74.0%	29,143	81.6%	35,706	6,563
3313 North Vancouver DM - Central	23,406	85.7%	21,277	77.9%	23,461	85.9%	27,326	3,865
3314 North Vancouver DM - East	22,935	84.0%	20,770	76.1%	23,175	84.9%	27,302	4,127

Community Health Service Area	People Registered (Count)	People Registered (Percent)	People with Appointments (Count)	People with Appointments (Percent)	Population Vaccinated (Count)	Population Vaccinated (Percent)	Population	Population Remaining to be Vaccinated
3315 North Vancouver DM - West	24,468	85.6%	22,218	77.7%	24,367	85.3%	28,582	4,215
3321 West Vancouver - Lower	14,698	76.4%	13,419	69.8%	15,597	81.1%	19,236	3,639
3322 West Vancouver - Upper	20,304	79.7%	18,210	71.5%	19,680	77.3%	25,470	5,790
3323 Bowen Island/Lions Bay	4,318	82.9%	3,005	57.7%	4,274	82.0%	5,210	936
3331 Gibsons	5,698	75.6%	4,899	65.0%	5,802	76.9%	7,540	1,738
3332 Sechelt	8,107	72.8%	6,968	62.6%	8,621	77.4%	11,133	2,512
3333 Sunshine Coast Rural	8,476	75.6%	7,311	65.2%	8,497	75.8%	11,209	2,712
3341 Powell River City	8,861	68.5%	7,995	61.8%	9,475	73.2%	12,940	3,465
3342 qathet Rural	3,818	61.6%	3,037	49.0%	4,456	71.9%	6,197	1,741
3351 Squamish	16,772	76.6%	14,404	65.8%	17,172	78.5%	21,887	4,715
3352 Whistler	11,240	86.4%	6,135	47.2%	12,338	94.9%	13,006	668
3353 Howe Sound Rural	4,186	56.4%	3,076	41.4%	5,394	72.6%	7,428	2,034
3360 Bella Coola Valley	186	7.9%	64	2.7%	1,589	67.1%	2,369	780
3370 Central Coast	67	5.2%	34	2.6%	1,213	94.0%	1,291	78
4111 Downtown Victoria/Vic West	26,229	77.4%	24,032	71.0%	26,706	78.9%	33,867	7,161
4112 James Bay/Fairfield	25,843	82.8%	23,853	76.4%	26,552	85.1%	31,208	4,656
4113 Oaklands/Fernwood	17,413	81.6%	16,078	75.3%	17,562	82.3%	21,351	3,789
4114 Oak Bay	14,842	87.2%	13,727	80.7%	15,085	88.7%	17,011	1,926
4115 Gordon Head/Shelbourne	30,997	86.6%	28,955	80.9%	30,745	85.9%	35,811	5,066
4116 Quadra/Swan Lake	19,169	83.6%	17,908	78.1%	19,011	82.9%	22,930	3,919
4117 Interurban/Tillicum	22,449	81.5%	20,865	75.7%	22,370	81.2%	27,555	5,185
4118 View Royal	8,851	83.7%	8,264	78.2%	8,711	82.4%	10,569	1,858
4119 Esquimalt	13,096	76.4%	12,069	70.4%	13,521	78.9%	17,138	3,617

Community Health Service Area	People Registered (Count)	People Registered (Percent)	People with Appointments (Count)	People with Appointments (Percent)	Population Vaccinated (Count)	Population Vaccinated (Percent)	Population	Population Remaining to be Vaccinated
4121 Colwood	13,454	80.7%	12,612	75.6%	13,171	79.0%	16,680	3,509
4122 Metchosin	3,804	78.9%	3,520	73.0%	3,790	78.6%	4,823	1,033
4123 Langford/Highlands	33,608	80.7%	31,467	75.6%	32,744	78.7%	41,622	8,878
4124 Sooke	11,580	75.2%	10,863	70.5%	11,393	74.0%	15,404	4,011
4125 Juan de Fuca Coast	2,027	69.3%	1,785	61.0%	2,017	68.9%	2,927	910
4131 Royal Oak/Cordova Bay/Prospect	18,618	85.9%	17,424	80.4%	18,835	86.9%	21,679	2,844
4132 Central Saanich	14,844	79.4%	14,104	75.4%	15,784	84.4%	18,705	2,921
4133 North Saanich	10,104	84.3%	9,610	80.2%	10,268	85.7%	11,979	1,711
4134 Sidney	9,714	84.3%	9,323	80.9%	10,096	87.6%	11,527	1,431
4141 Salt Spring Island	8,028	71.9%	7,613	68.1%	8,166	73.1%	11,171	3,005
4142 Pender/Galiano/Saturna/Mayne	4,502	89.8%	4,379	87.4%	4,473	89.2%	5,013	540
4211 South Cowichan	14,086	76.7%	13,282	72.3%	13,876	75.5%	18,368	4,492
4212 Central Cowichan	27,368	65.5%	25,870	61.9%	30,189	72.3%	41,779	11,590
4220 Cowichan Valley West	4,222	68.1%	3,981	64.2%	4,125	66.5%	6,201	2,076
4231 Ladysmith	6,712	76.8%	6,378	73.0%	6,733	77.1%	8,734	2,001
4232 Ladysmith Rural	2,232	59.8%	2,088	55.9%	2,743	73.5%	3,733	990
4233 Chemainus	4,865	77.0%	4,593	72.7%	4,908	77.7%	6,317	1,409
4234 Penelakut and Thetis Islands	320	41.6%	302	39.2%	643	83.5%	770	127
4241 Downtown Nanaimo	13,938	68.8%	12,972	64.0%	14,234	70.2%	20,263	6,029
4242 Departure Bay	19,780	75.6%	18,626	71.2%	20,001	76.5%	26,154	6,153
4243 Nanaimo North/Lantzville	24,173	80.5%	22,898	76.2%	24,493	81.5%	30,037	5,544
4244 Nanaimo South	10,074	66.1%	9,389	61.6%	10,541	69.1%	15,251	4,710
4245 Nanaimo West/Rural	5,932	75.4%	5,595	71.1%	5,885	74.8%	7,872	1,987
4246 Cedar/Wellington	5,128	73.3%	4,761	68.0%	5,021	71.7%	6,998	1,977

Community Health Service Area	People Registered (Count)	People Registered (Percent)	People with Appointments (Count)	People with Appointments (Percent)	Population Vaccinated (Count)	Population Vaccinated (Percent)	Population	Population Remaining to be Vaccinated
4247 Gabriola Island	3,600	82.1%	3,478	79.3%	3,530	80.5%	4,384	854
4251 Parksville	11,283	78.5%	10,634	74.0%	11,703	81.5%	14,365	2,662
4252 Qualicum Beach	7,328	79.9%	6,921	75.5%	7,744	84.5%	9,169	1,425
4253 Oceanside Rural	18,963	73.9%	17,664	68.9%	18,746	73.1%	25,655	6,909
4261 Port Alberni	13,729	64.9%	12,398	58.6%	14,841	70.1%	21,166	6,325
4262 Alberni Valley/Bamfield	2,943	70.7%	2,706	65.0%	3,024	72.7%	4,161	1,137
4263 West Coast	3,918	67.3%	3,697	63.5%	4,766	81.8%	5,824	1,058
4311 Comox	16,576	78.1%	15,944	75.1%	16,743	78.9%	21,231	4,488
4312 Comox Valley Rural	14,524	73.9%	13,807	70.3%	14,146	72.0%	19,647	5,501
4313 Courtenay	19,628	73.8%	18,712	70.3%	19,502	73.3%	26,599	7,097
4321 Campbell River	24,139	69.9%	22,835	66.1%	25,393	73.6%	34,524	9,131
4322 Campbell River Rural	6,740	73.4%	6,389	69.6%	6,760	73.6%	9,185	2,425
4330 Vancouver Island West	1,119	60.4%	1,042	56.3%	1,368	73.9%	1,852	484
4341 Port Hardy/Port Alice	4,243	58.9%	3,945	54.8%	5,171	71.8%	7,205	2,034
4342 Port McNeill/Sointula	1,409	75.3%	1,324	70.8%	1,420	75.9%	1,870	450
4343 Vancouver Island North Remote	354	22.4%	306	19.3%	1,163	73.5%	1,583	420
5101 Haida Gwaii South	1,199	54.8%	1,096	50.1%	1,896	86.7%	2,188	292
5102 Haida Gwaii North	846	45.0%	732	38.9%	1,460	77.6%	1,882	422
5110 Snow Country	185	38.1%	118	24.3%	328	67.6%	485	157
5121 Prince Rupert City Centre	8,517	71.3%	8,146	68.2%	9,303	77.8%	11,952	2,649
5122 Prince Rupert Rural	350	35.5%	333	33.8%	732	74.2%	986	254
5130 Upper Skeena	1,359	35.1%	1,160	30.0%	2,926	75.6%	3,870	944
5141 Smithers Town Centre	4,302	66.9%	4,106	63.8%	4,382	68.1%	6,433	2,051
5142 Smithers Rural	3,079	51.1%	2,939	48.8%	3,477	57.7%	6,023	2,546

Community Health Service Area	People Registered (Count)	People Registered (Percent)	People with Appointments (Count)	People with Appointments (Percent)	Population Vaccinated (Count)	Population Vaccinated (Percent)	Population	Population Remaining to be Vaccinated
5143 Houston	1,902	56.4%	1,776	52.6%	2,071	61.4%	3,374	1,303
5150 Kitimat	5,001	60.5%	4,475	54.1%	6,938	83.9%	8,268	1,330
5160 Stikine	109	12.3%	76	8.6%	627	70.8%	885	258
5171 Terrace City Centre	7,430	64.5%	6,561	57.0%	8,298	72.1%	11,511	3,213
5172 Terrace Rural	4,069	53.9%	3,610	47.8%	5,018	66.4%	7,556	2,538
5180 Nisga'a	164	10.7%	116	7.6%	1,129	73.8%	1,529	400
5190 Telegraph Creek	28	5.6%	17	3.4%	391	77.6%	504	113
5211 Quesnel City Centre	6,288	65.7%	5,879	61.5%	6,307	65.9%	9,567	3,260
5212 Quesnel Rural	7,291	58.9%	6,812	55.0%	7,376	59.6%	12,386	5,010
5221 Burns Lake Town Centre	995	43.3%	900	39.1%	1,525	66.3%	2,299	774
5222 Burns Lake South	373	47.0%	345	43.5%	437	55.1%	793	356
5223 Burns Lake North	1,464	54.0%	1,350	49.8%	1,698	62.7%	2,710	1,012
5231 Vanderhoof	2,866	52.5%	2,699	49.4%	2,966	54.3%	5,459	2,493
5232 Vanderhoof Rural	1,116	51.7%	1,047	48.5%	1,065	49.3%	2,159	1,094
5233 Fort St. James North	1,721	43.5%	1,625	41.1%	2,680	67.7%	3,957	1,277
5234 Fraser Lake	1,339	50.7%	1,275	48.2%	1,572	59.5%	2,643	1,071
5241 Prince George City - North	10,777	68.4%	10,005	63.5%	10,782	68.4%	15,753	4,971
5242 Prince George City - Central	26,660	65.9%	24,861	61.5%	27,091	67.0%	40,431	13,340
5243 Prince George City - Southwest	11,617	75.1%	11,029	71.3%	11,666	75.4%	15,463	3,797
5244 Prince George Southwest Rural	4,487	61.3%	4,178	57.1%	4,402	60.2%	7,316	2,914
5245 Prince George North Fraser Rural	3,040	60.2%	2,808	55.6%	3,013	59.7%	5,050	2,037
5246 McBride/Valemount	1,808	62.0%	1,724	59.1%	2,139	73.4%	2,916	777
5247 Mackenzie	2,215	58.1%	2,139	56.1%	2,536	66.6%	3,810	1,274

Community Health Service Area	People Registered (Count)	People Registered (Percent)	People with Appointments (Count)	People with Appointments (Percent)	Population Vaccinated (Count)	Population Vaccinated (Percent)	Population	Population Remaining to be Vaccinated
5311 Dawson Creek	6,853	50.7%	6,299	46.6%	6,889	51.0%	13,519	6,630
5312 Chetwynd	1,503	45.5%	1,403	42.5%	1,584	48.0%	3,303	1,719
5313 Tumbler Ridge	1,175	56.7%	1,130	54.5%	1,247	60.1%	2,074	827
5314 Peace River South Rural	2,255	40.6%	2,065	37.2%	2,383	42.9%	5,552	3,169
5321 Fort St John	11,549	51.4%	10,751	47.8%	12,038	53.6%	22,472	10,434
5322 Hudson's Hope	475	55.7%	450	52.8%	493	57.8%	853	360
5323 Peace River North Rural	2,965	35.4%	2,788	33.3%	3,082	36.8%	8,370	5,288
5331 Fort Nelson Population Centre	1,641	45.5%	1,546	42.9%	1,933	53.6%	3,606	1,673
5332 Northern Boreal	242	35.7%	224	33.0%	300	44.2%	678	378

June 25, 2021 Daily Outbreak Report

From: HLTH COVID CRHEM HLTH:EX <COVID.CRHEM@gov.bc.ca>
To: Dix, Adrian HLTH:EX <Adrian.Dix@gov.bc.ca>
Cc: Brown, Stephen R HLTH:EX <Stephen.Brown@gov.bc.ca>, van Baarsen, Amanda HLTH:EX <Amanda.vanBaarsen@gov.bc.ca>, MacDonald, Alex HLTH:EX <Alex.MacDonald@gov.bc.ca>, Pham, Thuy HLTH:EX <Thuy.Pham@gov.bc.ca>, Szabo, Maria HLTH:EX <Maria.Szabo@gov.bc.ca>, Pokorny, Peter HLTH:EX <Peter.Pokorny@gov.bc.ca>, Henry, Bonnie HLTH:EX <Bonnie.Henry@gov.bc.ca>, Machell, Aileen GCPE:EX <Aileen.Machell@gov.bc.ca>, Ho, Theresa HLTH:EX <Theresa.Ho@gov.bc.ca>
Sent: June 25, 2021 12:31:09 PM PDT
Attachments: Daily Outbreak Report June 25 2021 .pdf, image002.jpg
Good Afternoon,

Attached please find today's Daily Outbreak Report.

Thank you.



COVID Response and Health Emergency Management Division
Ministry of Health

Email: COVID.CRHEM@gov.bc.ca

This email communication is intended solely for the person or entity to which it is addressed and may contain confidential and privileged information. Any review, dissemination or other use without the express written consent of the sender is prohibited. If you are not the intended recipient, please notify me by return email and delete this communication and any copies immediately. Thank you.

Daily Outbreak Report

COVID Response and Health Emergency Management Division

June 25, 2021

New data in this report is from this time-period:
Wednesday 10:00 am June 23, 2021 to Thursday 10:00 am June 24, 2021



Ministry of
Health

REMINDER: These data represent a snapshot in time. There will be minor differences noted when comparing this report to previous reports.

Table of Contents

Report Notes.....	3
Report Definitions.....	3
Summary.....	4
Active Ongoing Outbreaks – Acute Care	4
Active Ongoing Outbreaks – Long Term Care (LTC).....	4
Active Outbreaks - Other Settings	5
<i>Outbreaks Declared Over – Acute Care</i>	<i>5</i>
<i>Outbreaks Declared Over – Long Term Care (LTC).....</i>	<i>10</i>
<i>Outbreaks Declared Over – Assisted Living (AL)</i>	<i>19</i>
<i>Outbreaks Declared Over – Independent Living (IL)</i>	<i>21</i>
<i>Outbreaks Declared Over – Other Settings</i>	<i>22</i>
<i>Summary Table, Outbreaks (as of 10:00am June 23, 2021)</i>	<i>29</i>

Negative numbers are data corrections.

Bold entries are new outbreaks.

REMINDER: These data represent a snapshot in time. There will be minor differences noted when comparing this report to previous reports.

Report Notes

- Outbreaks that are bolded are newly declared outbreaks in this reporting period.
- Data Source: Data are gathered and compiled from Regional Health Authorities.
- Cases include lab-confirmed, lab-probable and epi-linked cases.
- Residents of other Canadian provinces/territories are reported by their provinces/territories of residence.
- When health authority of residence is not available, cases are assigned to the health authority reporting the case.
- Data on outbreaks might be incomplete or vary from what is reported publicly due to differing data sources.
- Data may not be complete or accurate as data may be unavailable, not yet available in the public systems or updates are occurring over time.
- Inaccuracies may be noted when comparing between reports, and data should be interpreted with caution for those outbreaks that are still active.
- Providence Health Care is included within Vancouver Coastal Health data.
- Cases whereby preliminary case data is available but complete data is still forthcoming/ pending (whether the case is for a resident or staff member) are added to the Resident column and when complete information is available, moved to the staff column if it was a staff member.

Report Definitions

- Health Authority (HA):
 - Fraser Health Authority (FHA)
 - Interior Health Authority (IHA)
 - Northern Health Authority (NHA)
 - Vancouver Coastal Health (VCH)
 - Island Health (VIHA)
- Case definitions can be found at: [http://www.bccdc.ca/health-professionals/clinical-resources/case-definitions/covid-19-\(novel-coronavirus\)](http://www.bccdc.ca/health-professionals/clinical-resources/case-definitions/covid-19-(novel-coronavirus)).
- The outbreak definitions for these facilities is in this document:
 - http://www.bccdc.ca/Health-Info-Site/Documents/COVID19_LongTermCareAssistedLiving.pdf
 - Outbreak definition: One or more clients and/or staff of a Long-Term Care facility/Senior's Assisted Living residence with a laboratory-confirmed COVID-19 diagnosis. The staff member(s) must have worked at the facility while symptomatic. In principle, an outbreak is considered over two full incubation periods after the last date of exposure, without any new cases. For COVID-19, two incubation periods equate to 28 days after the last date of exposure. The length of time to conclude an outbreak may be reduced or extended at the direction of the Medical Health Officer. Outbreaks in Senior's Independent Living residences are declared at the discretion of the Medical Health Officer of the regional health authority.
- Total cases = resident and patient cases + staff and other cases.
- Total deaths = resident and patient deaths + staff and other deaths.
- Community/ Facility Type: Acute Care Facility (Acute), Long Term Care (LTC), Assisted Living (AL), Independent Living (IL)

REMINDER: These data represent a snapshot in time. There will be minor differences noted when comparing this report to previous reports.

Summary

- 0 new outbreaks reported since last report
- 0 outbreaks declared over since last report
- 0 new deaths in outbreaks since last report

Table 1

Active Ongoing Outbreaks – Acute Care															
HA	Community	Outbreak Start Date	Type	Totals				Residents/ Patients				Staff/ Other			
				Cases		Deaths		Cases		Deaths		Cases		Deaths	
				New	Cumulative	New	Cumulative	New	Cumulative	New	Cumulative	New	Cumulative	New	Cumulative
FHA	Eagle Ride Hospital 2AE	2021-06-18	Acute	s.22											

Table 2

Active Ongoing Outbreaks – Long Term Care (LTC)															
HA	Community	Outbreak Start Date	Type	Totals				Residents/ Patients				Staff/ Other			
				Cases		Deaths		Cases		Deaths		Cases		Deaths	
				New	Cumulative	New	Cumulative	New	Cumulative	New	Cumulative	New	Cumulative	New	Cumulative
FHA	Glenwood Seniors Community 2	2021-06-05	LTC	s.22											
NHA	Dawson Creek- Rotary Manor (Special Care Unit South)	2021-06-11	LTC												
VCH	Hollyburn House 2	2021-06-21	LTC												
VCH	Minoru Residence 2W	2021-06-22	LTC												

Table 3

There are no active outbreaks in assisted living facilities.

Table 4

There are no active outbreaks in independent living facilities.

REMINDER: These data represent a snapshot in time. There will be minor differences noted when comparing this report to previous reports.

Table 5

Active Outbreaks - Other Settings							
HA	Community	Outbreak Start Date	Type	Totals			
				Cases		Deaths	
				New	Cumulative	New	Cumulative
Interprovincial	Arc Resources (AB)	2021-06-01	Workplace with communal living	s.22			
Interprovincial	Baffinland Mary River Mine (NU)	2021-05-02	Workplace with communal living				
Interprovincial	Cenovus Foster Creek (AB)	2021-04-20	Workplace with communal living				
Interprovincial	Cigar Lake Mine (SK)	2021-05-15	Workplace with communal living				
Interprovincial	CNRL Albion Oil Sands (AB)	2020-10-30	Workplace with communal living				
Interprovincial	CNRL Horizon Oil Sands (AB)	2020-10-10	Workplace with communal living				
Interprovincial	IOL Kearl Lake 2 (AB)	2020-10-30	Workplace with communal living				
Interprovincial	Suncor Base Plant (AB)	2020-09-01	Workplace not otherwise specified				
Interprovincial	Suncor Fort Hills 2 (AB)	2021-04-12	Workplace with communal living				
Interprovincial	Syncrude Aurora 2 (AB)	2021-04-16	Workplace with communal living				
Interprovincial	Syncrude Mildred Lake (AB)	2020-09-01	Workplace with communal living				

Table 6

Outbreaks Declared Over – Acute Care										
Outbreak Start Date to Outbreak End Date										
HA	Community Name	Outbreak Start Date	Outbreak End Date	Type	Totals		Residents/ Patients		Staff/ Other	
					Cases	Deaths	Cases	Deaths	Cases	Deaths
FHA	Abbotsford Regional Hospital 2 Baker	2021-03-22	2021-05-02	Acute	s.22					
FHA	Abbotsford Regional Hospital 2CHEAM	2020-12-27	2021-01-11	Acute						
FHA	Abbotsford Regional Hospital 2CHEAMB	2021-02-06	2021-02-19	Acute						

REMINDER: These data represent a snapshot in time. There will be minor differences noted when comparing this report to previous reports.

Outbreaks Declared Over – Acute Care										
Outbreak Start Date to Outbreak End Date										
HA	Community Name	Outbreak Start Date	Outbreak End Date	Type	Totals		Residents/ Patients		Staff/ Other	
					Cases	Deaths	Cases	Deaths	Cases	Deaths
FHA	ARH (Unit AB-4YICU & AB-4YHAU)	2020-05-14	2020-06-01	Acute	s.22					
FHA	Burnaby Hospital 2A	2020-11-09	2020-12-03	Acute						
FHA	Burnaby Hospital 2B	2020-11-19	2020-12-10	Acute						
FHA	Burnaby Hospital 2B 2	2020-12-13	2021-01-05	Acute						
FHA	Burnaby Hospital 2C	2020-11-16	2020-12-07	Acute						
FHA	Burnaby Hospital 3B	2020-11-17	2020-12-10	Acute						
FHA	Burnaby Hospital 3C	2021-01-15	2021-01-29	Acute						
FHA	Burnaby Hospital 4BA	2020-11-17	2020-12-09	Acute						
FHA	Burnaby Hospital 4BA 2	2020-12-22	2021-01-19	Acute						
FHA	Burnaby Hospital 4WB	2021-02-02	2021-02-22	Acute						
FHA	Burnaby Hospital 5A	2020-11-17	2020-12-08	Acute						
FHA	Burnaby Hospital 5A (2)	2020-12-18	2021-01-07	Acute						
FHA	Burnaby Hospital BH-3C	2020-09-06	2020-09-26	Acute						
FHA	Burnaby Hospital BH-3C 2	2020-11-15	2020-12-01	Acute						
FHA	Chilliwack General Hospital DJ3N	2021-01-05	2021-01-27	Acute						
FHA	Chilliwack General Hospital DJ3N 2	2021-02-27	2021-03-19	Acute						
FHA	Chilliwack General Hospital DJ4S	2021-03-24	2021-04-12	Acute						
FHA	Delta Hospital-2S and 2N	2020-09-16	2020-10-26	Acute						
FHA	Eagle Ridge Hospital 2WA	2021-03-12	2021-04-08	Acute						
FHA	Eagle Ridge Hospital 2WB	2021-03-01	2021-04-01	Acute						
FHA	Fellburn Care Center - PATH unit	2020-11-05	2020-12-11	Acute						
FHA	Langley Memorial Hospital - 2N	2020-08-25	2020-09-01	Acute						
FHA	Langley Memorial Hospital - 2S	2020-11-28	2020-12-20	Acute						

REMINDER: These data represent a snapshot in time. There will be minor differences noted when comparing this report to previous reports.

Outbreaks Declared Over – Acute Care										
Outbreak Start Date to Outbreak End Date										
HA	Community Name	Outbreak Start Date	Outbreak End Date	Type	Totals		Residents/ Patients		Staff/ Other	
					Cases	Deaths	Cases	Deaths	Cases	Deaths
FHA	Langley Memorial Hospital - LM-4SC	2020-11-05	2020-12-01	Acute	s.22					
FHA	Langley Memorial Hospital LM-4S	2020-11-24	2020-12-28	Acute						
FHA	Mission Memorial Hospital - MM-2 & MM-2S	2021-02-17	2021-03-30	Acute						
FHA	Mission Memorial Hospital - MM-2S	2020-06-16	2020-08-04	Acute						
FHA	MSA (Rehab Unit WP1W)	2020-04-02	2020-05-10	Acute						
FHA	Peace Arch Hospital-5N	2020-09-17	2020-10-01	Acute						
FHA	Queen's Park 3C-NMSK	2020-08-13	2020-09-17	Acute						
FHA	Queen's Park Care Centre, 3W	2020-12-24	2021-01-21	Acute						
FHA	Queen's Park Hospital unit 3C NMSK 2	2020-10-29	2020-11-12	Acute						
FHA	Ridge Meadows Hospital - RM-AM Rehab 2	2020-11-05	2020-12-04	Acute						
FHA	Ridge Meadows Hospital - RM-AM Rehab 3	2020-12-30	2021-01-20	Acute						
FHA	Ridge Meadows Hospital (Medicine Unit 3N)	2020-04-08	2020-05-08	Acute						
FHA	Ridge Meadows Hospital (Rehab AM)	2020-04-22	2020-05-18	Acute						
FHA	Ridge Meadows Hospital (Unit 3W)	2020-05-04	2020-05-19	Acute						
FHA	Ridge Meadows Hospital 2W	2021-03-10	2021-04-07	Acute						
FHA	Royal Columbian Hospital T3S	2021-01-21	2021-02-11	Acute						
FHA	Royal Columbian Hospital T5N	2020-11-18	2020-11-24	Acute						
FHA	Royal Columbian Hospital T6N	2021-02-25	2021-03-11	Acute						
FHA	Royal Columbian Hospital TS2	2021-01-28	2021-02-11	Acute						
FHA	Surrey Memorial Hospital - Laurel Place Rehab	2020-12-21	2021-01-18	Acute						
FHA	Surrey Memorial Hospital - N41	2020-12-21	2021-01-24	Acute						
FHA	Surrey Memorial Hospital - SM-T72	2020-09-01	2020-09-23	Acute						

REMINDER: These data represent a snapshot in time. There will be minor differences noted when comparing this report to previous reports.

Outbreaks Declared Over – Acute Care										
Outbreak Start Date to Outbreak End Date										
HA	Community Name	Outbreak Start Date	Outbreak End Date	Type	Totals		Residents/ Patients		Staff/ Other	
					Cases	Deaths	Cases	Deaths	Cases	Deaths
FHA	Surrey Memorial Hospital 3E	2020-12-10	2021-01-05	Acute	s.22					
FHA	Surrey Memorial Hospital 3EA	2021-01-13	2021-01-22	Acute						
FHA	Surrey Memorial Hospital 3EB	2020-12-30	2021-01-19	Acute						
FHA	Surrey Memorial Hospital 3WB	2020-12-29	2021-01-06	Acute						
FHA	Surrey Memorial Hospital 5EA	2021-01-09	2021-01-20	Acute						
FHA	Surrey Memorial Hospital 5W 2	2020-11-17	2020-12-07	Acute						
FHA	Surrey Memorial Hospital 5WA	2021-04-19	2021-05-08	Acute						
FHA	Surrey Memorial Hospital 5WB	2021-01-18	2021-02-08	Acute						
FHA	Surrey Memorial Hospital 5WB 2	2021-02-27	2021-03-26	Acute						
FHA	Surrey Memorial Hospital SM-N51	2020-11-25	2020-12-12	Acute						
FHA	Surrey Memorial Hospital-5W	2020-10-01	2020-11-13	Acute						
IHA	Cariboo Memorial Hospital	2021-01-13	2021-02-16	Acute						
IHA	Kelowna General Hospital	2021-02-22	2021-03-07	Acute						
IHA	Kelowna General Hospital - 3E	2021-06-03	2021-06-15	Acute						
IHA	Kelowna General Hospital - 4E	2021-03-30	2021-04-20	Acute						
IHA	Kelowna General Hospital - 5B	2021-03-06	2021-04-07	Acute						
IHA	Royal Inland Hospital	2021-01-22	2021-02-22	Acute						
IHA	Vernon Jubilee Hospital	2021-03-30	2021-04-16	Acute						
NHA	Dawson Creek Memorial Hospital	2021-02-08	2021-03-12	Acute						
NHA	Dawson Creek Regional Hospital – Medical Inpatient Unit	2021-04-19	2021-05-20	Acute						
NHA	Prince Rupert Regional Hospital	2021-03-28	2021-04-30	Acute						
NHA	UHNBC FMU	2020-12-03	2021-02-03	Acute						

REMINDER: These data represent a snapshot in time. There will be minor differences noted when comparing this report to previous reports.

Outbreaks Declared Over – Acute Care										
Outbreak Start Date to Outbreak End Date										
HA	Community Name	Outbreak Start Date	Outbreak End Date	Type	Totals		Residents/ Patients		Staff/ Other	
					Cases	Deaths	Cases	Deaths	Cases	Deaths
NHA	UHNBC IMU	2020-12-29	2021-02-12	Acute	s.22					
NHA	UHNBC Rehab Unit	2021-01-05	2021-02-10	Acute						
VCH	Holy Family Hospital, 2nd Floor Rehab	2021-01-28	2021-02-14	Acute						
VCH	Joseph & Rosalie Segal Family Health Centre 2	2021-04-05	2021-04-16	Acute						
VCH	Joseph & Rosalie Segal Family Health Centre, 8th floor	2020-08-06	2020-08-15	Acute						
VCH	LGH (Unit 6E,NCU/7E)	2020-04-17	2020-05-22	Acute						
VCH	Lions Gate Hospital 2	2020-11-20	2020-12-24	Acute						
VCH	Lions Gate Hospital 4E, 4W	2021-04-28	2021-05-27	Acute						
VCH	Mount Saint Joseph 3C	2021-01-12	2021-02-04	Acute						
VCH	Richmond Hospital (2S)	2020-05-02	2020-05-25	Acute						
VCH	Richmond Hospital 4N 2	2021-05-21	2021-06-11	Acute						
VCH	Richmond Hospital, 4N, 3S, and 6N	2020-12-03	2020-12-29	Acute						
VCH	St. Paul's Hospital 8A	2020-09-22	2020-10-11	Acute						
VCH	St. Paul's Hospital NICU	2020-07-17	2020-07-28	Acute						
VCH	St. Paul's Hospital, 5A, 5B, CSICU, 6B, 7C, 8A, 9C, 9D	2021-01-03	2021-02-25	Acute						
VCH	UBC Hospital Koerner Pavillion CAMU	2021-03-11	2021-04-01	Acute						
VCH	Vancouver General Hospital T12A	2020-12-24	2021-01-06	Acute						
VCH	Vancouver General Hospital T8B, T10C, T11D, T14G	2021-02-21	2021-04-03	Acute						
VCH	Vancouver General Hospital, LB8A	2021-01-06	2021-01-19	Acute						
VIHA	NRGH 4E	2021-01-23	2021-02-04	Acute						

REMINDER: These data represent a snapshot in time. There will be minor differences noted when comparing this report to previous reports.

Outbreaks Declared Over – Acute Care										
Outbreak Start Date to Outbreak End Date										
HA	Community Name	Outbreak Start Date	Outbreak End Date	Type	Totals		Residents/ Patients		Staff/ Other	
					Cases	Deaths	Cases	Deaths	Cases	Deaths
VIHA	NRGH High Intensity Rehab Program	2021-04-14	2021-04-28	Acute	s.22					
VIHA	NRGH/Transitions Unit	2020-11-11	2020-11-21	Acute						
VIHA	Saanich Peninsula Hospital	2020-12-01	2020-12-31	Acute						
VIHA	West Coast General Hospital	2020-12-01	2020-12-14	Acute						

Table 7

Outbreaks Declared Over – Long Term Care (LTC)										
Outbreak Start Date to Outbreak End Date										
HA	Community Name	Outbreak Start Date	Outbreak End Date	Type	Totals		Residents/ Patients		Staff/ Other	
					Cases	Deaths	Cases	Deaths	Cases	Deaths
FHA	Agassiz Seniors Community	2020-10-24	2020-11-24	LTC	s.22					
FHA	Agassiz Seniors Community 2	2020-12-10	2020-12-27	LTC						
FHA	Agecare Harmony Court Care Centre LTC	2020-11-19	2021-01-15	LTC						
FHA	Amica White Rock	2020-03-28	2020-04-21	LTC						
FHA	Amica White Rock 2	2020-11-25	2020-12-10	LTC						
FHA	Baillie House	2020-10-21	2020-10-31	LTC						
FHA	Baillie House 2	2020-12-01	2021-01-09	LTC						
FHA	Belvedere Care Centre	2020-11-02	2020-12-23	LTC						
FHA	Bradley Care Centre 2	2021-01-27	2021-02-10	LTC						
FHA	Bradley Centre	2020-12-04	2020-12-19	LTC						
FHA	Brookside Lodge Care Community	2020-12-25	2021-01-30	LTC						
FHA	Brookside Lodge Care Community 2	2021-05-27	2021-06-08	LTC						

REMINDER: These data represent a snapshot in time. There will be minor differences noted when comparing this report to previous reports.

Outbreaks Declared Over – Long Term Care (LTC)										
Outbreak Start Date to Outbreak End Date										
HA	Community Name	Outbreak Start Date	Outbreak End Date	Type	Totals		Residents/ Patients		Staff/ Other	
					Cases	Deaths	Cases	Deaths	Cases	Deaths
FHA	Care Life Fleetwood LTC	2021-02-01	2021-02-26	LTC	s.22					
FHA	CareLife Fleetwood	2020-10-30	2020-11-11	LTC						
FHA	CareLife Fleetwood 2	2020-11-20	2021-01-05	LTC						
FHA	Chartwell Carlton Care Residence	2021-05-14	2021-05-30	LTC						
FHA	Chartwell Crescent Gardens	2020-10-04	2020-10-20	LTC						
FHA	Chartwell Willow	2020-04-18	2020-06-02	LTC						
FHA	Cherington Place	2020-09-03	2020-10-13	LTC						
FHA	Cherington Place LTC	2021-05-17	2021-06-16	LTC						
FHA	Cottage-Worthington Pavilion	2020-11-17	2020-12-01	LTC						
FHA	Czorny Alzheimer Centre	2020-08-15	2020-09-14	LTC						
FHA	Dania Home	2020-07-31	2020-08-30	LTC						
FHA	Dania Home 2	2020-11-11	2020-11-23	LTC						
FHA	Delta View	2020-03-17	2020-04-18	LTC						
FHA	Dr. Al Hogg Pavilion	2020-10-21	2020-10-28	LTC						
FHA	Dr. Al Hogg Pavilion 2	2020-11-12	2020-12-31	LTC						
FHA	Dufferin Care Centre	2020-03-18	2020-05-17	LTC						
FHA	Dufferin Care Centre 2	2021-04-09	2021-05-08	LTC						
FHA	Eagle Ridge Manor LTC	2021-01-17	2021-02-20	LTC						
FHA	Eden Care Centre	2020-04-21	2020-06-02	LTC						
FHA	Evergreen Baptist Care Society	2020-10-19	2020-11-20	LTC						
FHA	Evergreen Baptist Care Society 2	2020-12-22	2021-02-06	LTC						
FHA	Evergreen Hamlets	2020-09-10	2020-10-12	LTC						
FHA	Fair Haven Homes Burnaby Lodge	2020-10-22	2020-11-06	LTC						

REMINDER: These data represent a snapshot in time. There will be minor differences noted when comparing this report to previous reports.

Outbreaks Declared Over – Long Term Care (LTC)										
Outbreak Start Date to Outbreak End Date										
HA	Community Name	Outbreak Start Date	Outbreak End Date	Type	Totals		Residents/ Patients		Staff/ Other	
					Cases	Deaths	Cases	Deaths	Cases	Deaths
FHA	Fellburn Care Center	2020-10-26	2020-12-22	LTC	s.22					
FHA	Finnish Manor	2020-11-11	2021-01-02	LTC						
FHA	Fleetwood Place	2021-03-08	2021-04-03	LTC						
FHA	Fort Langley Seniors Community	2020-10-21	2020-10-29	LTC						
FHA	Fort Langley Seniors Community 2	2020-11-05	2020-12-28	LTC						
FHA	George Derby Centre	2020-08-07	2020-09-14	LTC						
FHA	George Derby Centre 2	2020-09-30	2020-10-20	LTC						
FHA	George Derby Centre 3	2020-11-13	2021-02-27	LTC						
FHA	Glenwood Seniors Community	2021-01-26	2021-02-09	LTC						
FHA	Good Samaritan Delta View Care Centre	2020-10-08	2020-10-23	LTC						
FHA	Good Samaritan Delta View Care Centre 2	2020-11-01	2021-01-22	LTC						
FHA	Guildford Seniors Village	2020-04-21	2020-05-01	LTC						
FHA	Guildford Seniors Village 2	2021-01-08	2021-01-19	LTC						
FHA	Harrison West at Elim Village	2020-09-26	2020-10-20	LTC						
FHA	Hawthorne Seniors Care Community - LTC	2020-11-03	2020-12-09	LTC						
FHA	Hilton Villa Seniors Community	2020-12-10	2021-02-11	LTC						
FHA	Holyrood Manor	2020-11-09	2021-01-03	LTC						
FHA	Jackman Manor	2020-11-13	2020-11-30	LTC						
FHA	KinVillage West Court	2021-01-09	2021-01-27	LTC						
FHA	Kiwanis Care Centre	2020-11-13	2020-11-27	LTC						
FHA	Lakeshore Care Centre	2020-12-04	2021-01-08	LTC						
FHA	Langley Gardens LTC	2020-11-10	2021-01-11	LTC						
FHA	Langley Lodge	2020-03-30	2020-04-23	LTC						

REMINDER: These data represent a snapshot in time. There will be minor differences noted when comparing this report to previous reports.

Outbreaks Declared Over – Long Term Care (LTC)										
Outbreak Start Date to Outbreak End Date										
HA	Community Name	Outbreak Start Date	Outbreak End Date	Type	Totals		Residents/ Patients		Staff/ Other	
					Cases	Deaths	Cases	Deaths	Cases	Deaths
FHA	Langley Lodge 2	2020-04-28	2020-07-03	LTC	s.22					
FHA	Langley Lodge 3	2020-10-02	2020-10-20	LTC						
FHA	Langley Memorial Hospital - LTC 2	2020-11-18	2020-12-14	LTC						
FHA	Langley Memorial Hospital long term care - Cedar Hill	2020-12-29	2021-01-14	LTC						
FHA	Langley Memorial Hospital long term care - Maple Hill	2020-06-15	2020-07-17	LTC						
FHA	Laurel Place	2020-10-22	2021-01-16	LTC						
FHA	LTC South Delta - Mountain View Manor	2021-02-03	2021-02-17	LTC						
FHA	Madison Care Centre	2021-01-03	2021-02-07	LTC						
FHA	Maple Ridge Seniors Village	2020-08-04	2020-09-02	LTC						
FHA	Maple Ridge Seniors Village 2	2021-01-13	2021-01-19	LTC						
FHA	Mayfair Senior Living Care	2020-12-19	2021-01-28	LTC						
FHA	Mayfair Terrace Retirement Residence	2020-10-29	2020-11-10	LTC						
FHA	Menno Home	2020-11-17	2021-01-23	LTC						
FHA	Morgan Place Care Facility	2020-11-26	2021-01-28	LTC						
FHA	MSA Manor	2020-04-25	2020-05-04	LTC						
FHA	MSA Manor 2	2020-08-21	2020-09-14	LTC						
FHA	New Vista Care Centre	2020-08-08	2020-10-15	LTC						
FHA	New Vista Society	2020-04-21	2020-06-07	LTC						
FHA	Nicola Lodge	2020-05-27	2020-06-26	LTC						
FHA	Nicola Lodge 2	2020-12-18	2021-01-29	LTC						
FHA	Normanna	2020-08-30	2020-09-22	LTC						
FHA	Normanna 2	2020-11-07	2020-11-17	LTC						

REMINDER: These data represent a snapshot in time. There will be minor differences noted when comparing this report to previous reports.

Outbreaks Declared Over – Long Term Care (LTC)										
Outbreak Start Date to Outbreak End Date										
HA	Community Name	Outbreak Start Date	Outbreak End Date	Type	Totals		Residents/ Patients		Staff/ Other	
					Cases	Deaths	Cases	Deaths	Cases	Deaths
FHA	Northcrest Care Centre	2020-11-05	2021-01-02	LTC	s.22					
FHA	PAH Foundation Lodge	2020-12-03	2021-01-24	LTC						
FHA	Peace Portal Seniors Village	2020-09-24	2020-11-04	LTC						
FHA	Peace Portal Seniors Village 2	2020-11-10	2020-11-26	LTC						
FHA	Queen's Park Care Center	2020-10-23	2020-11-05	LTC						
FHA	Queen's Park Care Centre 2	2020-11-22	2020-12-24	LTC						
FHA	Rosemary Height Seniors Village	2020-10-17	2020-11-13	LTC						
FHA	Royal City Manor	2020-12-01	2020-12-19	LTC						
FHA	Royal City Manor 2	2021-01-03	2021-03-05	LTC						
FHA	Shaughnessy Care Center	2020-03-22	2020-04-21	LTC						
FHA	Shaughnessy Care Center 2	2021-02-12	2021-03-13	LTC						
FHA	St. Michael's Centre	2020-10-26	2020-11-12	LTC						
FHA	St. Michael's Centre 2	2020-12-10	2021-02-07	LTC						
FHA	Suncreek Village	2020-11-05	2020-11-23	LTC						
FHA	Suncreek Village 2	2021-01-08	2021-02-07	LTC						
FHA	Tabor Home	2020-06-16	2020-07-06	LTC						
FHA	Tabor Home 2	2020-11-04	2021-01-08	LTC						
FHA	The Harrison at Elim Village	2020-03-23	2020-04-21	LTC						
FHA	The Harrison at Elim Village 2	2020-11-10	2020-11-23	LTC						
FHA	The Harrison at Elim Village 3	2020-11-30	2021-01-23	LTC						
FHA	The Residence at Clayton Heights 2	2020-11-18	2021-01-03	LTC						
FHA	The Residence, Mission	2020-11-06	2020-12-13	LTC						
FHA	The Village Langley	2020-10-17	2020-10-29	LTC						

REMINDER: These data represent a snapshot in time. There will be minor differences noted when comparing this report to previous reports.

Outbreaks Declared Over – Long Term Care (LTC)										
Outbreak Start Date to Outbreak End Date										
HA	Community Name	Outbreak Start Date	Outbreak End Date	Type	Totals		Residents/ Patients		Staff/ Other	
					Cases	Deaths	Cases	Deaths	Cases	Deaths
FHA	Valhaven	2020-04-25	2020-06-29	LTC	s.22					
FHA	Valley Haven Care Home	2020-11-23	2020-12-05	LTC						
FHA	White Rock Seniors Village	2020-10-02	2020-10-20	LTC						
FHA	White Rock Seniors Village 2	2020-11-03	2020-12-19	LTC						
FHA	Worthington Pavilion	2020-04-30	2020-06-02	LTC						
FHA	Zion Park Manor	2020-10-18	2020-10-28	LTC						
IHA	Brocklehurst Gemstone Care Centre	2021-01-13	2021-03-12	LTC						
IHA	Cottonwoods Care Center	2021-03-07	2021-05-04	LTC						
IHA	Creekside Landing	2021-01-02	2021-02-23	LTC						
IHA	Hamlets at Westsyde	2020-11-14	2020-11-25	LTC						
IHA	Hawthorn Park/Orchard Manor	2020-04-22	2020-05-04	LTC						
IHA	Heritage Square	2020-12-26	2021-02-15	LTC						
IHA	Kootenay Street Village	2020-04-15	2020-04-28	LTC						
IHA	Mckinney Place	2020-12-06	2021-01-18	LTC						
IHA	Mountain View Village	2020-11-29	2021-01-20	LTC						
IHA	Noric House	2020-12-27	2021-02-27	LTC						
IHA	Orchard Haven	2021-04-24	2021-05-20	LTC						
IHA	Orchard Manor	2020-11-18	2020-12-02	LTC						
IHA	Spring Valley Care Centre	2021-04-26	2021-06-16	LTC						
IHA	Sun Pointe Village	2020-11-13	2020-11-27	LTC						
IHA	Sunnybank	2021-01-05	2021-02-16	LTC						
IHA	The Florentine	2021-02-17	2021-03-19	LTC						
IHA	Village at Mill Creek	2020-11-03	2020-11-14	LTC						

REMINDER: These data represent a snapshot in time. There will be minor differences noted when comparing this report to previous reports.

Outbreaks Declared Over – Long Term Care (LTC)										
Outbreak Start Date to Outbreak End Date										
HA	Community Name	Outbreak Start Date	Outbreak End Date	Type	Totals		Residents/ Patients		Staff/ Other	
					Cases	Deaths	Cases	Deaths	Cases	Deaths
IHA	Village by the Station	2020-11-14	2020-11-25	LTC	s.22					
IHA	Village by the Station 2	2020-12-05	2021-01-19	LTC						
IHA	Williams Lake Seniors Village	2020-12-30	2021-01-23	LTC						
NHA	Acropolis Manor	2021-01-19	2021-03-16	LTC						
NHA	Acropolis Manor 2	2021-04-04	2021-05-05	LTC						
NHA	Jubilee Lodge	2020-12-14	2021-02-10	LTC						
NHA	Rotary Manor	2020-10-30	2020-12-11	LTC						
VCH	Amica Edgemont	2020-04-02	2020-06-02	LTC						
VCH	Arbutus Care Centre	2020-08-14	2020-08-27	LTC						
VCH	Arbutus Care Centre 2	2020-11-13	2021-01-21	LTC						
VCH	Banfield Pavilion - 4th Floor West	2020-10-23	2020-12-16	LTC						
VCH	Banfield Pavilion - 4th Floor West and 4th Floor East	2020-09-23	2020-10-17	LTC						
VCH	Berkley Care Centre	2020-03-29	2020-06-05	LTC						
VCH	Braddan Private Hospital, 1st Floor	2021-01-01	2021-01-22	LTC						
VCH	Capilano Care Centre	2020-11-09	2021-01-17	LTC						
VCH	Central City Lodge	2020-04-02	2020-04-25	LTC						
VCH	Columbus Residence	2020-11-12	2020-12-24	LTC						
VCH	Crofton Manor	2020-12-02	2021-01-05	LTC						
VCH	Evergreen House	2020-05-02	2020-05-29	LTC						
VCH	Fraserview Intermediate Care Lodge	2020-11-11	2020-11-23	LTC						
VCH	Fraserview Intermediate Care Lodge 2	2020-12-12	2021-01-21	LTC						
VCH	German Canadian Benevolent Society Home	2020-03-20	2020-03-27	LTC						

REMINDER: These data represent a snapshot in time. There will be minor differences noted when comparing this report to previous reports.

Outbreaks Declared Over – Long Term Care (LTC)										
Outbreak Start Date to Outbreak End Date										
HA	Community Name	Outbreak Start Date	Outbreak End Date	Type	Totals		Residents/ Patients		Staff/ Other	
					Cases	Deaths	Cases	Deaths	Cases	Deaths
VCH	German Canadian Benevolent Society Home 2	2020-11-26	2021-01-25	LTC	s.22					
VCH	Hamilton Village Care Centre	2020-10-28	2020-11-10	LTC						
VCH	Haro Park Centre	2020-03-17	2020-05-30	LTC						
VCH	Haro Park Centre, Entire Facility	2020-09-30	2020-11-14	LTC						
VCH	Hilltop House	2021-01-13	2021-02-05	LTC						
VCH	Hollyburn House	2020-03-11	2020-04-16	LTC						
VCH	Holy Family Hospital	2020-06-09	2020-08-30	LTC						
VCH	Holy Family Hospital 4	2020-11-13	2020-11-23	LTC						
VCH	Holy Family Hospital, Neighbourhood 1 and 2	2020-09-23	2020-10-04	LTC						
VCH	Holy Family Hospital, Neighbourhood 2	2020-09-05	2020-09-12	LTC						
VCH	Inglewood Lodge	2020-03-28	2020-09-27	LTC						
VCH	Lakeview Care Centre	2020-10-26	2020-11-07	LTC						
VCH	Lakeview Care Centre 2	2020-11-26	2020-12-04	LTC						
VCH	Little Mountain Place	2020-03-22	2020-04-01	LTC						
VCH	Little Mountain Place 2	2020-11-22	2021-01-29	LTC						
VCH	Louis Brier Home and Hospital	2020-10-26	2020-11-27	LTC						
VCH	Lynn Valley Lodge	2020-03-05	2020-05-04	LTC						
VCH	Minoru Residence	2020-12-21	2021-02-08	LTC						
VCH	Opal by Element	2020-09-14	2020-09-23	LTC						
VCH	Pinegrove Place, 1st Floor	2020-11-03	2020-11-12	LTC						
VCH	Point Grey Hospital	2020-09-02	2020-10-22	LTC						
VCH	Renfrew Care Centre	2020-11-18	2021-01-21	LTC						

REMINDER: These data represent a snapshot in time. There will be minor differences noted when comparing this report to previous reports.

Outbreaks Declared Over – Long Term Care (LTC)										
Outbreak Start Date to Outbreak End Date										
HA	Community Name	Outbreak Start Date	Outbreak End Date	Type	Totals		Residents/ Patients		Staff/ Other	
					Cases	Deaths	Cases	Deaths	Cases	Deaths
VCH	Richmond Lions Manor - Bridgeport 2, 2nd floor & 3rd floor	2021-05-28	2021-06-11	LTC	s.22					
VCH	Richmond Lions Manor - Bridgeport, 2nd floor	2020-08-06	2020-08-18	LTC						
VCH	Royal Arch Masonic Home	2020-03-28	2020-06-02	LTC						
VCH	Royal Arch Masonic Home 2	2020-09-05	2020-09-17	LTC						
VCH	Royal Arch Masonic Home 3	2020-10-18	2021-01-04	LTC						
VCH	Royal Ascot Care Centre	2020-11-25	2020-12-09	LTC						
VCH	South Granville Park Lodge	2020-04-13	2020-06-13	LTC						
VCH	St Judes Anglican Home	2020-11-26	2021-01-01	LTC						
VCH	Sunrise of Vancouver	2020-12-14	2021-01-22	LTC						
VCH	Three Links Care Centre	2020-10-21	2020-12-31	LTC						
VCH	Villa Carital	2020-12-11	2020-12-22	LTC						
VCH	Villa Cathay	2020-03-26	2020-04-08	LTC						
VCH	Villa Cathay 2	2020-11-26	2021-01-14	LTC						
VCH	Villa Cathay 3	2021-01-20	2021-01-25	LTC						
VCH	Weinberg Residence, Multi-Level Care	2020-10-09	2020-10-22	LTC						
VCH	Windermere Care Centre	2020-03-25	2020-05-20	LTC						
VCH	Windermere Care Centre 2	2020-11-18	2020-12-11	LTC						
VCH	Yaletown House	2020-09-21	2020-10-02	LTC						
VCH	Yaletown House 3	2020-10-28	2020-11-10	LTC						
VCH	Yaletown House, 2nd Floor	2020-10-12	2020-10-18	LTC						
VCH	Youville Residence	2020-11-16	2020-11-29	LTC						
VIHA	Chartwell Malaspina Care Residence	2020-12-27	2021-02-03	LTC						

REMINDER: These data represent a snapshot in time. There will be minor differences noted when comparing this report to previous reports.

Outbreaks Declared Over – Long Term Care (LTC)										
Outbreak Start Date to Outbreak End Date										
HA	Community Name	Outbreak Start Date	Outbreak End Date	Type	Totals		Residents/ Patients		Staff/ Other	
					Cases	Deaths	Cases	Deaths	Cases	Deaths
VIHA	Craigdarroch Care Home	2021-04-22	2021-05-05	LTC	s.22					
VIHA	Discovery Harbour Care	2020-11-19	2020-12-01	LTC						
VIHA	Eden Gardens	2021-02-14	2021-02-28	LTC						
VIHA	Glacier View Lodge	2021-02-28	2021-03-09	LTC						
VIHA	Hart House	2021-01-09	2021-01-21	LTC						
VIHA	Mount St. Mary Hospital	2021-04-21	2021-05-03	LTC						
VIHA	Rainbow Gardens	2020-11-16	2020-12-14	LTC						
VIHA	The Gardens at Qualicum Beach	2020-12-19	2021-01-01	LTC						
VIHA	Veterans Memorial Lodge at Broadmead	2020-11-29	2020-12-11	LTC						
VIHA	Wexford Creek Seniors Community, Park Place	2021-02-14	2021-02-27	LTC						

Table 8

Outbreaks Declared Over – Assisted Living (AL)										
Outbreak Start Date to Outbreak End Date										
HA	Community Name	Outbreak Start Date	Outbreak End Date	Type	Totals		Residents/ Patients		Staff/ Other	
					Cases	Deaths	Cases	Deaths	Cases	Deaths
FHA	Chartwell Langley Gardens IL/AL	2021-04-01	2021-04-14	AL	s.22					
FHA	Courtyard Terrace Assisted Living	2020-12-08	2020-12-25	AL						
FHA	Emerald Building at Elim Village	2020-12-25	2021-01-18	AL						
FHA	Evergreen Heights	2020-03-24	2020-04-21	AL						
FHA	Fleetwood Villa	2020-11-28	2020-12-11	AL						

REMINDER: These data represent a snapshot in time. There will be minor differences noted when comparing this report to previous reports.

Outbreaks Declared Over – Assisted Living (AL)										
Outbreak Start Date to Outbreak End Date										
HA	Community Name	Outbreak Start Date	Outbreak End Date	Type	Totals		Residents/ Patients		Staff/ Other	
					Cases	Deaths	Cases	Deaths	Cases	Deaths
FHA	Fleetwood Villa 2	2020-12-18	2021-01-20	AL	s.22					
FHA	Fleetwood Villa 3	2021-02-17	2021-03-09	AL						
FHA	Good Samaritan Victoria Heights	2020-10-19	2020-10-29	AL						
FHA	Harrison Pointe	2020-11-08	2020-12-20	AL						
FHA	Hawthorne Seniors Care Community	2020-10-29	2020-12-02	AL						
FHA	Kin Village	2020-09-03	2020-10-16	AL						
FHA	Kin Village 2	2021-01-03	2021-01-27	AL						
FHA	PICS Assisted Living	2020-10-11	2020-10-22	AL						
FHA	PICS Assisted Living 2	2020-10-27	2020-11-07	AL						
FHA	PICS Assisted Living 3	2020-11-14	2020-12-25	AL						
FHA	Rideau Retirement Centre 2	2020-12-29	2021-01-27	AL						
FHA	Sunset Manor	2020-10-19	2020-10-29	AL						
FHA	Sunset Manor 2	2020-11-20	2020-12-05	AL						
FHA	Sunset Manor 3	2021-04-08	2021-04-26	AL						
FHA	Swedish Canadian Manor	2020-04-01	2020-05-06	AL						
FHA	The Cedars	2020-05-19	2020-06-02	AL						
FHA	The Gateway Assisted Living For Seniors	2020-10-29	2020-11-07	AL						
FHA	Thornebridge Gardens	2020-09-25	2020-10-23	AL						
IHA	Chartwell Carrington Place	2021-02-09	2021-02-21	AL						
IHA	The Heritage Retirement Residence	2020-12-22	2021-02-02	AL						
VCH	Chalmers Lodge Assisted Living	2020-11	2020-11	AL						
VCH	Terraces on 7 th	2020-12	2020-12	AL						
NHA	Heritage Manor II	2021-05-18	2021-06-22	AL						

REMINDER: These data represent a snapshot in time. There will be minor differences noted when comparing this report to previous reports.

Outbreaks Declared Over – Assisted Living (AL)										
Outbreak Start Date to Outbreak End Date										
HA	Community Name	Outbreak Start Date	Outbreak End Date	Type	Totals		Residents/ Patients		Staff/ Other	
					Cases	Deaths	Cases	Deaths	Cases	Deaths
VIHA	Ts'i'ts'uwatul' Lelum Assisted Living	2021-01-06	2021-01-14	AL	s.22					

Table 9

Outbreaks Declared Over – Independent Living (IL)										
Outbreak Start Date to Outbreak End Date										
HA	Community Name	Outbreak Start Date	Outbreak End Date	Type	Totals		Residents/ Patients		Staff/ Other	
					Cases	Deaths	Cases	Deaths	Cases	Deaths
FHA	Agecare Harmony Court Estates	2020-11-17	2020-12-19	IL	s.22					
FHA	Amenida Seniors Community	2020-10-24	2020-11-09	IL						
FHA	Amica White Rock 3	2020-11-29	2020-12-12	IL						
FHA	Avalon Gardens	2021-01-08	2021-01-22	IL						
FHA	Bear Creek Villa	2020-08-25	2020-09-22	IL						
FHA	Chartwell Carrington House Retirement Residence	2020-10-12	2020-10-23	IL						
FHA	Chartwell Carrington House Retirement Residence 2	2021-02-28	2021-03-11	IL						
FHA	Chartwell Cedarbrook Chateau	2020-03-29	2020-05-08	IL						
FHA	Chartwell Hampton House	2021-02-19	2021-03-16	IL						
FHA	Chilliwack Lifestyles	2020-12-04	2021-01-03	IL						
FHA	Concord Retirement Services(Concord By The Sea)	2021-01-27	2021-02-13	IL						
FHA	Derby Manor	2020-08-06	2020-09-07	IL						

REMINDER: These data represent a snapshot in time. There will be minor differences noted when comparing this report to previous reports.

Outbreaks Declared Over – Independent Living (IL)										
Outbreak Start Date to Outbreak End Date										
HA	Community Name	Outbreak Start Date	Outbreak End Date	Type	Totals		Residents/ Patients		Staff/ Other	
					Cases	Deaths	Cases	Deaths	Cases	Deaths
FHA	Langley Gardens	2020-03-26	2020-05-02	IL	s.22					
FHA	Oceana Parc	2021-03-10	2021-03-27	IL						
FHA	Revera Sunwood Retirement Community	2021-02-23	2021-03-21	IL						
FHA	Rideau Retirement Centre	2020-09-07	2020-10-06	IL						
FHA	Waterford Retirement Residence	2020-12-27	2021-01-23	IL						
IHA	Sandalwood Retirement Resort	2021-04-22	2021-05-17	IL						
NHA	North Peace Seniors Housing	2020-11-22	2020-12-25	IL						
VIHA	Longlake Chateau	2021-03-25	2021-04-20	IL						

Table 10

Outbreaks Declared Over – Other Settings										
Outbreak Start Date to Outbreak End Date										
HA	Community Name	Outbreak Start Date	Outbreak End Date	Type	Totals		Residents/ Patients		Staff/ Other	
					Cases	Deaths	Cases	Deaths	Cases	Deaths
FHA	Beresford Warming Centre	2020-06-03	2020-06-28	Shelter	s.22					
FHA	Cambridge Elementary School	2020-11-14	2020-11-28	School or daycare						
FHA	Capella Dance Academy	2020-11-02	2020-11-24	Other						
FHA	Coast Spas Manufacturing	2020-10-22	2020-11-12	Workplace not otherwise specified						
FHA	Cove Shelter	2020-12-01	2021-01-03	Shelter						
FHA	Crossroads Hospice Port Moody	2021-04-02	2021-04-25	Other residential facility type						

REMINDER: These data represent a snapshot in time. There will be minor differences noted when comparing this report to previous reports.

Outbreaks Declared Over – Other Settings										
Outbreak Start Date to Outbreak End Date										
HA	Community Name	Outbreak Start Date	Outbreak End Date	Type	Totals		Residents/ Patients		Staff/ Other	
					Cases	Deaths	Cases	Deaths	Cases	Deaths
FHA	Fraser Regional Correctional Centre	2021-01-26	2021-03-23	Correctional facility	s.22					
FHA	Fraser Valley Packers	2020-07-27	2020-08-25	Workplace not otherwise specified						
FHA	Fraser Valley Specialty Poultry	2020-04-30	2020-06-05	Workplace not otherwise specified						
FHA	Grand River Foods	2021-02-19	2021-04-14	Workplace not otherwise specified						
FHA	Highline Farms	2020-12-21	2021-02-17	Workplace not otherwise specified						
FHA	Holmberg House Hospice	2021-03-03	2021-03-17	Other residential facility type						
FHA	Iqra Islamic School	2021-05-29	2021-06-10	School or daycare						
FHA	J&L Beef	2020-10-16	2020-10-30	Workplace not otherwise specified						
FHA	Loblaws Warehouse	2020-08-19	2020-09-23	Workplace not otherwise specified						
FHA	Maersk Co Distributing	2020-06-01	2020-06-24	Workplace not otherwise specified						
FHA	Milieu Children and Family Services Society	2020-09-08	2020-10-07	Group home (community living)						
FHA	Millennium Pacific Greenhouses	2020-12-01	2020-12-31	Workplace not otherwise specified						
FHA	Mink Farm 1	2020-12-04	2021-02-24	Workplace not otherwise specified						
FHA	Mission Medium Institution	2020-04-15	2020-05-27	Correctional facility						

REMINDER: These data represent a snapshot in time. There will be minor differences noted when comparing this report to previous reports.

Outbreaks Declared Over – Other Settings										
Outbreak Start Date to Outbreak End Date										
HA	Community Name	Outbreak Start Date	Outbreak End Date	Type	Totals		Residents/ Patients		Staff/ Other	
					Cases	Deaths	Cases	Deaths	Cases	Deaths
FHA	MSJ Distribution at Valhalla Distribution	2020-10-02	2020-10-30	Workplace not otherwise specified	s.22					
FHA	Nature's Touch Frozen Fruits	2020-05-22	2020-06-17	Workplace not otherwise specified						
FHA	New World Technologies	2020-06-01	2020-06-30	Workplace not otherwise specified						
FHA	Newton Elementary	2020-11-27	2020-12-12	School or daycare						
FHA	North Fraser Pretrial Services Centre	2021-01-22	2021-03-11	Correctional facility						
FHA	Oppenheimer Group Produce Distributor	2020-05-14	2020-06-16	Workplace not otherwise specified						
FHA	Pace Processing	2020-10-22	2020-11-12	Workplace not otherwise specified						
FHA	Platinum Athletic Club	2020-11-13	2020-11-24	Other						
FHA	Portal Shelter	2021-01-03	2021-02-03	Shelter						
FHA	Regent Christian Academy	2020-12-10	2021-01-04	School or daycare						
FHA	Rosstown Natural Foods Ltd	2020-12-17	2021-02-03	Workplace not otherwise specified						
FHA	SFU Childcare Center	2021-02-16	2021-03-04	School or daycare						
FHA	Sunrise Poultry	2021-05-07	2021-06-05	Workplace not otherwise specified						
FHA	Superior Poultry	2020-04-22	2020-06-05	Workplace not otherwise specified						
FHA	Surrey Emergency Response Centre	2021-01-22	2021-03-10	Shelter						
FHA	Surrey Pretrial Services Centre	2021-01-20	2021-02-25	Correctional facility						

REMINDER: These data represent a snapshot in time. There will be minor differences noted when comparing this report to previous reports.

Outbreaks Declared Over – Other Settings										
Outbreak Start Date to Outbreak End Date										
HA	Community Name	Outbreak Start Date	Outbreak End Date	Type	Totals		Residents/ Patients		Staff/ Other	
					Cases	Deaths	Cases	Deaths	Cases	Deaths
FHA	The Residence at Clayton Heights	2020-04-28	2020-05-30	Other residential facility type	s.22					
FHA	Timothy Christian School	2021-02-13	2021-02-22	School or daycare						
FHA	Vitrum Glass Group	2021-03-11	2021-05-24	Workplace not otherwise specified						
FHA	Wingtat Game Bird Packers	2020-12-16	2021-01-14	Workplace not otherwise specified						
IHA	ARC Child Group Home	2021-04-14	2021-04-27	Group home (community living)						
IHA	Bylands Nurseries	2020-03-27	2020-05-10	Workplace with communal living						
IHA	Calvary Chapel Church	2020-09-25	2020-10-14	Religious institution						
IHA	Canim Lake	2021-01-11	2021-02-19	Other						
IHA	Ecole L'Anse-au-Sable	2020-10-21	2020-11-04	School or daycare						
IHA	Fed-Ex Office (Kelowna Airport area)	2020-10-14	2020-10-25	Workplace not otherwise specified						
IHA	Highridge/Singh Group Home	2021-02-08	2021-03-09	Group home (community living)						
IHA	Krazy Cherry Farm	2020-07-13	2020-08-10	Workplace with communal living						
IHA	La Casa Resort	2020-11-03	2020-11-17	Other						
IHA	Okanagan Correctional Centre	2020-04-02	2020-04-20	Correctional facility						
IHA	Okanagan Correctional Centre 2	2020-08-12	2020-09-11	Correctional facility						
IHA	Okanagan Men's Centre	2020-10-27	2020-11-20	Group home (community living)						

REMINDER: These data represent a snapshot in time. There will be minor differences noted when comparing this report to previous reports.

Outbreaks Declared Over – Other Settings										
Outbreak Start Date to Outbreak End Date										
HA	Community Name	Outbreak Start Date	Outbreak End Date	Type	Totals		Residents/ Patients		Staff/ Other	
					Cases	Deaths	Cases	Deaths	Cases	Deaths
IHA	RIH Construction Site	2020-11-05	2020-12-04	Workplace not otherwise specified	s.22					
IHA	Tim Hortons, Merritt	2020-10-15	2020-11-03	Workplace not otherwise specified						
IHA	Westsyde Care Residence	2021-02-01	2021-03-10	Group home (community living)						
NHA	Bruce Jack Mine	2021-02-11	2021-03-21	Workplace with communal living						
NHA	Dewan Enterprises	2021-05-20	2021-06-15	Workplace not otherwise specified						
NHA	Site C Hydroelectric Dam Project	2021-04-28	2021-06-23	Workplace with communal living						
Interprovincial	Anzac Lodge (AB)	2020-12-17	2021-02-01	Workplace with communal living						
Interprovincial	Big Horn Hotel, Watson Lake (YT)	2020-10-23	2020-12-21	Other						
Interprovincial	CGL Pacific Atlantic Pipeline Construction (PAPC)	2020-12-19	2021-01-21	Workplace with communal living						
Interprovincial	Diavik Diamond Mine (NWT)	2021-04-03	2021-04-26	Workplace with communal living						
Interprovincial	Gahcho Kue Mine (NWT)	2021-02-03	2021-03-26	Workplace with communal living						
Interprovincial	Kearl Lake	2020-04-14	2020-06-15	Workplace with communal living						
Interprovincial	LNG Diversified Transportation	2020-12-17	2021-01-11	Workplace with communal living						

REMINDER: These data represent a snapshot in time. There will be minor differences noted when comparing this report to previous reports.

Outbreaks Declared Over – Other Settings										
Outbreak Start Date to Outbreak End Date										
HA	Community Name	Outbreak Start Date	Outbreak End Date	Type	Totals		Residents/ Patients		Staff/ Other	
					Cases	Deaths	Cases	Deaths	Cases	Deaths
Interprovincial	LNG Kitimat	2020-11-19	2020-12-25	Workplace not otherwise specified	s.22					
Interprovincial	Michels Canada - RCCC Simonette (AB)	2021-03-06	2021-05-12	Workplace with communal living						
Interprovincial	Pacific Dental Conference	2020-03-12	2020-04-29	Conference						
Interprovincial	Seymour Pacific Developments Worksite (MB)	2020-11-02	2020-12-04	Workplace with communal living						
Interprovincial	Suncor Firebag 3 (AB)	2021-04-18	2021-06-08	Workplace with communal living						
Interprovincial	Suncor Firebag Oil Sands (AB)	2020-10-22	2020-12-22	Workplace with communal living						
Interprovincial	Suncor Firebag Village (AB)	2021-02-23	2021-03-30	Workplace with communal living						
Interprovincial	Suncor Fort Hills (AB)	2020-12-05	2021-03-24	Workplace with communal living						
Interprovincial	Tamarack Valley Energy Drilling Rig (AB)	2021-05-01	2021-05-31	Workplace with communal living						
Interprovincial	Teck Coal Mine	2020-08-27	2020-10-08	Workplace not otherwise specified						
Interprovincial	Teck Coal Mine 2	2020-12-15	2021-01-18	Workplace not otherwise specified						
Interprovincial	The Canadian Brewhouse (Grande Prairie, AB)	2021-04-02	2021-05-12	Workplace not otherwise specified						
Interprovincial	Tourmaline Oil Musreau Field Site (AB)	2021-02-25	2021-03-25	Workplace with communal living						

REMINDER: These data represent a snapshot in time. There will be minor differences noted when comparing this report to previous reports.

Outbreaks Declared Over – Other Settings										
Outbreak Start Date to Outbreak End Date										
HA	Community Name	Outbreak Start Date	Outbreak End Date	Type	Totals		Residents/ Patients		Staff/ Other	
					Cases	Deaths	Cases	Deaths	Cases	Deaths
Interprovincial	Tourmaline Oil Nabors Rig	2021-03-12	2021-04-18	Workplace with communal living	s.22					
VCH	United Poultry	2020-04-22	2020-05-20	Workplace not otherwise specified						

REMINDER: These data represent a snapshot in time. There will be minor differences noted when comparing this report to previous reports.

Table 11

Summary Table, Outbreaks (as of 10:00am Thursday June 24, 2021)			
Active Outbreaks	Outbreaks	Cases	Deaths
Acute care facility	1	10	2
Long term care facility	4	16	1
Workplace not otherwise specified	1	15	0
Workplace with communal living	10	152	0
Sub-Total	16	193	3
Outbreaks Declared Over	Outbreaks	Cases	Deaths
Acute care facility	94	1,357	226
Long term care facility	202	4,277	785
Assisted living	29	223	20
Independent living	20	223	12
Conference	1	87	0
Correctional facility	6	253	1
Group home (community living)	5	81	2
Other	5	193	3
Other residential facility type	3	25	8
Religious institution	1	7	0
School or daycare	7	296	0
Shelter	4	121	0
Workplace not otherwise specified	29	840	1
Workplace with communal living	19	193	1
Sub-Total	425	8,176	1,059
Grand Total	441	8,369	1,062

Daily Lab Tests as of June 24, 2021

From: Moulton, Holly HLTH:EX <Holly.Moulton@gov.bc.ca>
To: van Baarsen, Amanda HLTH:EX <Amanda.vanBaarsen@gov.bc.ca>, MacDonald, Alex
HLTH:EX <Alex.MacDonald@gov.bc.ca>
Sent: June 25, 2021 12:38:17 PM PDT
Attachments: Daily Lab Tests as of 06-24-21.docx

Good Afternoon,

Attached document provides the volume of tests as of June 24, 2021.

Thank you.

Holly

Report Date <i>* Data Reflects Previous Day</i>	Lab Tests Completed in Last 24HR	1 Day Positivity	New Cases
06/25/2021	6,424	1.40	72
06/24/2021	5,910	1.61	75
06/23/2021	6,034	1.56	87
06/22/2021	4,202	1.45	56
06/21/2021	3,499	2.52	45
06/20/2021	5,966	2.01	90
06/19/2021	5,841	2.21	94

The volume of tests resulted in BC as of yesterday, June 24, is 2,903,876

Of the 6,424 tests, there were 3,310 publicly paid tests

	REGION	NEW	TOTAL	7 day rolling average Positivity	Median Turnaround time (hrs)	90th percentile Turnaround time (hrs)
6/24/2021	BC	6424	2903876	1.66	16.8	24
6/24/2021	Fraser	2685	1287748	1.8	15	24
6/24/2021	Interior	727	298781	3.11	16.8	30.1
6/24/2021	Northern	139	93102	3.32	25.4	45.7
6/24/2021	Vancouver Coastal	2046	846420	1.18	18.3	24
6/24/2021	Vancouver Island	572	300383	0.55	15.1	24
6/24/2021	Unknown	255	77442	0	23.5	24

Occupancy Rate by Health Authority - June 25, 2021

From: Moulton, Holly HLTH:EX <Holly.Moulton@gov.bc.ca>
To: van Baarsen, Amanda HLTH:EX <Amanda.vanBaarsen@gov.bc.ca>, MacDonald, Alex HLTH:EX <Alex.MacDonald@gov.bc.ca>
Sent: June 25, 2021 12:38:54 PM PDT
Attachments: Current Occupancy Rate By Health Authority - 06-25-21.docx, Critical Care and Vented Patients - 06-25-21.docx

Good afternoon,

Attached please find current occupancy rate by health authority.

Thank you.

Holly

June 25, 2021

Occupancy Rate By Health Authority

ALL beds (Base+Surge) including PICU.

Excludes NICU bassinets.

Pre-COVID uses Dec 12, 2019 Occupancy Rate

HA	Pre-COVID Occupancy Rate	Current Occupancy Rate (Base Beds)	Change in Occupancy Rate	Surge Occupancy Rate	Vacant Surge Beds	Surge Beds	Grand Total Occupancy Rate (Base+Surge)	Grand Total Vacant Beds (Base+Surge)	Grand Total Beds (Base+Surge)
FHA	106.9%	97.2%	-9.7%	5.4%	845	893	74.3%	920	3579
IHA	102.9%	95.4%	-7.5%	22.4%	315	406	79.3%	381	1842
NHA	105.0%	88.9%	-16.1%	2.9%	236	243	64.1%	303	845
PHSA	73.7%	78.7%	5.0%	0.0%	59	59	71.5%	183	641
VCH	100.5%	94.9%	-5.6%	4.1%	731	762	70.8%	838	2870
VIHA	106.6%	95.3%	-11.3%	21.2%	197	250	86.3%	282	2054
Grand Total	103.5%	94.3%	-9.2%	8.8%	2383	2613	75.4%	2907	11831

Critical Care Includes ICU, HAU, CSICU, CCU, PICU
Excludes NICU

HA	Current Occupancy Rate (Base Beds)	Vacant Base Beds	Base Beds	Surge Occupancy Rate	Vacant Surge Beds	Surge Beds	Grand Total Occupancy Rate (Base+Surge)	Grand Total Vacant Beds (Base+Surge)	Grand Total Beds (Base+Surge)
FHA	86.8%	18	136	2.3%	86	88	53.6%	104	224
IHA	85.1%	13	87	0.0%	20	20	69.2%	33	107
NHA	60.0%	16	40	0.0%	23	23	38.1%	39	63
PHSA	50.0%	6	12	0.0%	16	16	21.4%	22	28
VCH	89.0%	16	146	5.8%	49	52	67.2%	65	198
VIHA	59.6%	36	89	0.0%	19	19	49.1%	55	108
Grand Total	79.4%	105	510	2.3%	213	218	56.3%	318	728

Medical / Surgical (excludes Other ie. Maternity, Pediatric, Palliative)

Calculations based on individual hospital service level

HA	Current Occupancy Rate (Base Beds)	Surge Occupancy Rate	Vacant Surge Beds	Surge Beds	Grand Total Occupancy Rate (Base+Surge)	Grand Total Vacant Beds (Base+Surge)	Grand Total Beds (Base+Surge)
FHA	105.9%	19.5%	441	548	78.4%	456	2107
IHA	98.0%	11.1%	264	297	76.4%	318	1345
NHA	91.0%	5.4%	174	184	64.8%	225	640
PHSA							
VCH	93.7%	2.0%	691	705	61.9%	791	2077
VIHA	102.8%	40.6%	107	180	91.0%	141	1569
Grand Total	99.7%	12.4%	1677	1914	75.0%	1931	7738

Neonatal Intensive Care Unit
Bassinets

HA	Current Occupancy Rate (Base Bass.)	Surge Occupancy Rate	Vacant Surge Bass.	Surge Bass.	Grand Total Occupancy Rate (Base+Surge)	Grand Total Vacant Bassinets (Base+Surge)	Grand Total Bassinets (Base+Surge)
FHA	81.6%	0.0%	36	36	55.4%	50	112
IHA	78.6%	50.0%	4	8	68.2%	7	22
NHA	100.0%		0	0	100.0%	0	8
PHSA	89.4%	0.0%	4	4	84.3%	11	70
VCH	42.9%		0	0	42.9%	12	21
VIHA	74.2%		0	0	74.2%	8	31
Grand Total	79.6%	8.3%	44	48	66.7%	88	264

June 25, 2021

Occupancy Rate By Health Authority

ALL beds (Base+Surge) including PICU.

Excludes NICU bassinets.

HA	Current Occupancy Rate (Base Beds)	Vacant Base Beds	Base Beds	Surge Occupancy Rate	Vacant Surge Beds	Surge Beds	Grand Total Occupancy Rate (Base+Surge)	Grand Total Vacant Beds (Base+Surge)	Grand Total Beds (Base+Surge)
FHA	97.2%	75	2686	5.4%	845	893	74.3%	920	3579
IHA	95.4%	66	1436	22.4%	315	406	79.3%	381	1842
NHA	88.9%	67	602	2.9%	236	243	64.1%	303	845
PHSA	78.7%	124	582	0.0%	59	59	71.5%	183	641
VCH	94.9%	107	2108	4.1%	731	762	70.8%	838	2870
VIHA	95.3%	85	1804	21.2%	197	250	86.3%	282	2054
Grand Total	94.3%	524	9218	8.8%	2383	2613	75.4%	2907	11831

Occupancy Rate of COVID Sites By Health Authority

ALL beds (Base+Surge) including PICU.

Excludes NICU bassinets.

HA	Current Occupancy Rate (Base Beds)	Vacant Base Beds	Base Beds	Surge Occupancy Rate	Vacant Surge Beds	Surge Beds	Grand Total Occupancy Rate (Base+Surge)	Grand Total Vacant Beds (Base+Surge)	Grand Total Beds (Base+Surge)
FHA	97.7%	31	1339	2.9%	434	447	74.0%	465	1786
IHA	97.6%	29	1195	26.2%	203	275	84.2%	232	1470
NHA	93.3%	24	358	1.5%	131	133	68.4%	155	491
PHSA	74.2%	41	159	0.0%	50	50	56.5%	91	209
VCH	97.1%	49	1675	6.0%	378	402	79.4%	427	2077
VIHA	97.9%	25	1202	21.9%	143	183	87.9%	168	1385
Grand Total	96.6%	199	5928	10.1%	1339	1490	79.3%	1538	7418

Occupancy Rate of Non-COVID Sites By Health Authority

ALL beds (Base+Surge) including PICU.

Excludes NICU bassinets.

HA	Current Occupancy Rate (Base Beds)	Vacant Base Beds	Base Beds	Surge Occupancy Rate	Vacant Surge Beds	Surge Beds	Grand Total Occupancy Rate (Base+Surge)	Grand Total Vacant Beds (Base+Surge)	Grand Total Beds (Base+Surge)
FHA	96.7%	44	1347	7.8%	411	446	74.6%	455	1793
IHA	84.6%	37	241	14.5%	112	131	59.9%	149	372
NHA	82.4%	43	244	4.5%	105	110	58.2%	148	354
PHSA	80.4%	83	423	0.0%	9	9	78.7%	92	432
VCH	86.6%	58	433	1.9%	353	360	48.2%	411	793
VIHA	90.0%	60	602	19.4%	54	67	83.0%	114	669
Grand Total	90.1%	325	3290	7.0%	1044	1123	69.0%	1369	4413

June 25, 2021

Critical Care Occupancy Rate of COVID Sites

Includes ICU, HAU, CSICU, CCU, PICU

Excludes NICU

HA	Current Occupancy Rate (Base Beds)	Vacant Base Beds	Base Beds	Surge Occupancy Rate	Vacant Surge Beds	Surge Beds	Grand Total Occupancy Rate (Base+Surge)	Grand Total Vacant Beds (Base+Surge)	Grand Total Beds (Base+Surge)
FHA	88.1%	12	101	2.4%	80	82	49.7%	92	183
IHA	86.4%	11	81	0.0%	13	13	74.5%	24	94
NHA	54.8%	14	31	0.0%	20	20	33.3%	34	51
PHSA	50.0%	6	12	0.0%	16	16	21.4%	22	28
VCH	91.8%	10	122	6.1%	46	49	67.3%	56	171
VIHA	62.7%	25	67	0.0%	17	17	50.0%	42	84
Grand Total	81.2%	78	414	2.5%	192	197	55.8%	270	611

Critical Care Occupancy Rate of Non-COVID Sites

Includes ICU, HAU, CSICU, CCU, PICU

Excludes NICU

HA	Current Occupancy Rate (Base Beds)	Vacant Base Beds	Base Beds	Surge Occupancy Rate	Vacant Surge Beds	Surge Beds	Grand Total Occupancy Rate (Base+Surge)	Grand Total Vacant Beds (Base+Surge)	Grand Total Beds (Base+Surge)
FHA	82.9%	6	35	0.0%	6	6	70.7%	12	41
IHA	66.7%	2	6	0.0%	7	7	30.8%	9	13
NHA	77.8%	2	9	0.0%	3	3	58.3%	5	12
VCH	75.0%	6	24	0.0%	3	3	66.7%	9	27
VIHA	50.0%	11	22	0.0%	2	2	45.8%	13	24
Grand Total	71.9%	27	96	0.0%	21	21	59.0%	48	117

June 25, 2021

Occupancy Rate of COVID Sites

ALL beds (Base+Surge) including PICU.

Excludes NICU bassinets.

HA	Site	Current Occupancy Rate (Base Beds)	Vacant Base Beds	Base Beds	Surge Occupancy Rate	Vacant Surge Beds	Surge Beds	Grand Total Occupancy Rate (Base+Surge)	Grand Total Vacant Beds (Base+Surge)	Grand Total Beds (Base+Surge)
FHA	Abbotsford Regional Hospital and Cancer Centre	100.0%	0	275	9.9%	109	121	72.5%	109	396
	Royal Columbian Hospital	94.7%	23	435	0.0%	89	89	78.6%	112	524
	Surrey Memorial Hospital	98.7%	8	629	0.4%	236	237	71.8%	244	866
IHA	East Kootenay Regional Hospital	98.7%	1	77	18.2%	18	22	80.8%	19	99
	Kelowna General Hospital	99.5%	2	443	42.6%	39	68	92.0%	41	511
	Kootenay Boundary Regional Hospital	85.3%	11	75	0.0%	36	36	57.7%	47	111
	Penticton Regional Hospital	92.9%	11	155	0.0%	61	61	66.7%	72	216
	Royal Inland Hospital	98.8%	3	259	175.0%	-15	20	104.3%	-12	279
	Vernon Jubilee Hospital	99.5%	1	186	5.9%	64	68	74.4%	65	254
NHA	Fort St John Hospital & Peace Villa	78.3%	10	46	0.0%	25	25	50.7%	35	71
	Mills Memorial Hospital	92.3%	4	52	0.0%	15	15	71.6%	19	67
	University Hospital of Northern British Columbia (UHNBC)	96.2%	10	260	2.2%	91	93	71.4%	101	353
PHSA	B.C. Children's Hospital	74.2%	41	159	0.0%	50	50	56.5%	91	209
VCH	Lions Gate Hospital	100.0%	0	249	30.4%	55	79	83.2%	55	328
	Richmond Hospital	96.6%	7	204	0.0%	41	41	80.4%	48	245
	St. Paul's Hospital	95.3%	20	427	0.0%	56	56	84.3%	76	483
	Vancouver General Hospital	97.2%	22	795	0.0%	226	226	75.7%	248	1021
VIHA	Nanaimo Regional General Hospital	97.7%	8	344	45.0%	22	40	92.2%	30	384
	Royal Jubilee Hospital	97.6%	12	505	21.3%	74	94	85.6%	86	599
	Victoria General Hospital	98.6%	5	353	4.1%	47	49	87.1%	52	402
Grand Total		96.6%	199	5928	10.1%	1339	1490	79.3%	1538	7418

June 25, 2021

Critical Care Occupancy Rate of COVID Sites

Includes ICU, HAU, CSICU, CCU, PICU

Excludes NICU

HA	Site	Current Occupancy Rate (Base Beds)	Vacant Base Beds	Base Beds	Surge Occupancy Rate	Vacant Surge Beds	Surge Beds	Grand Total Occupancy Rate (Base+Surge)	Grand Total Vacant Beds (Base+Surge)	Grand Total Beds (Base+Surge)
FHA	Abbotsford Regional Hospital and Cancer Centre	100.0%	0	16	14.3%	12	14	60.0%	12	30
	Royal Columbian Hospital	89.7%	4	39	0.0%	25	25	54.7%	29	64
	Surrey Memorial Hospital	82.6%	8	46	0.0%	43	43	42.7%	51	89
IHA	East Kootenay Regional Hospital	83.3%	1	6		0	0	83.3%	1	6
	Kelowna General Hospital	93.5%	2	31	0.0%	9	9	72.5%	11	40
	Kootenay Boundary Regional Hospital	66.7%	2	6	0.0%	1	1	57.1%	3	7
	Penticton Regional Hospital	71.4%	2	7	0.0%	2	2	55.6%	4	9
	Royal Inland Hospital	85.7%	3	21		0	0	85.7%	3	21
	Vernon Jubilee Hospital	90.0%	1	10	0.0%	1	1	81.8%	2	11
NHA	Fort St John Hospital & Peace Villa	50.0%	2	4		0	0	50.0%	2	4
	Mills Memorial Hospital	50.0%	2	4	0.0%	4	4	25.0%	6	8
	University Hospital of Northern British Columbia (UHNBC)	56.5%	10	23	0.0%	16	16	33.3%	26	39
PHSA	B.C. Children's Hospital	50.0%	6	12	0.0%	16	16	21.4%	22	28
VCH	Lions Gate Hospital	100.0%	0	9	42.9%	4	7	75.0%	4	16
	Richmond Hospital	87.5%	1	8	0.0%	8	8	43.8%	9	16
	St. Paul's Hospital	80.0%	7	35	0.0%	6	6	68.3%	13	41
	Vancouver General Hospital	97.1%	2	70	0.0%	28	28	69.4%	30	98
VIHA	Nanaimo Regional General Hospital	55.6%	8	18		0	0	55.6%	8	18
	Royal Jubilee Hospital	65.7%	12	35	0.0%	13	13	47.9%	25	48
	Victoria General Hospital	64.3%	5	14	0.0%	4	4	50.0%	9	18
Grand Total		81.2%	78	414	2.5%	192	197	55.8%	270	611

June 25, 2021

Critical Care Occupancy Rate of Non-COVID Sites

Includes ICU, HAU, CSICU, CCU, PICU

Excludes NICU

HA	Site	Current Occupancy Rate (Base Beds)	Vacant Base Beds	Base Beds	Surge Occupancy Rate	Vacant Surge Beds	Surge Beds	Grand Total Occupancy Rate (Base+Surge)	Grand Total Vacant Beds (Base+Surge)	Grand Total Beds (Base+Surge)
FHA	Burnaby Hospital	66.7%	3	9	0.0%	3	3	50.0%	6	12
	Chilliwack General Hospital	100.0%	0	6	0.0%	1	1	85.7%	1	7
	Eagle Ridge Hospital		0	0		0	0		0	0
	Langley Memorial Hospital	100.0%	0	6		0	0	100.0%	0	6
	Peace Arch District Hospital	57.1%	3	7	0.0%	1	1	50.0%	4	8
	Ridge Meadows Hospital And Health Care Centre	100.0%	0	7	0.0%	1	1	87.5%	1	8
IHA	Cariboo Memorial Hospital	66.7%	1	3	0.0%	7	7	20.0%	8	10
	Shuswap Lake General Hospital	66.7%	1	3		0	0	66.7%	1	3
NHA	Dawson Creek and District Hospital	33.3%	2	3	0.0%	3	3	16.7%	5	6
	Fort Nelson General Hospital		0	0		0	0		0	0
	GR Baker Memorial Hospital	100.0%	0	4		0	0	100.0%	0	4
	Prince Rupert Regional Hospital	100.0%	0	2		0	0	100.0%	0	2
VCH	Mount Saint Joseph Hospital	33.3%	4	6		0	0	33.3%	4	6
	Pemberton Health Centre		0	0		0	0		0	0
	Powell River General Hospital	100.0%	0	4	0.0%	1	1	80.0%	1	5
	Sechelt Hospital	100.0%	0	8		0	0	100.0%	0	8
	Squamish General Hospital		0	0		0	0		0	0
	UBC Health Sciences Centre	66.7%	2	6	0.0%	2	2	50.0%	4	8
	Whistler Health Care Centre		0	0		0	0		0	0
VIHA	Campbell River and District General Hospital	66.7%	2	6		0	0	66.7%	2	6
	Comox Valley Hospital	83.3%	1	6	0.0%	2	2	62.5%	3	8
	Cowichan District Hospital	28.6%	5	7		0	0	28.6%	5	7
	West Coast General Hospital	0.0%	3	3		0	0	0.0%	3	3
Grand Total		71.9%	27	96	0.0%	21	21	59.0%	48	117

June 25, 2021

Occupancy Rate of Non-COVID Sites

ALL beds (Base+Surge) including PICU.

Excludes NICU bassinets.

HA	Site	Current Occupancy Rate (Base Beds)	Vacant Base Beds	Base Beds	Surge Occupancy Rate	Vacant Surge Beds	Surge Beds	Grand Total Occupancy Rate (Base+Surge)	Grand Total Vacant Beds (Base+Surge)	Grand Total Beds (Base+Surge)
FHA	Burnaby Hospital	98.7%	3	238	18.5%	53	65	81.5%	56	303
	Chilliwack General Hospital	100.0%	0	147	17.7%	65	79	71.2%	65	226
	Delta Hospital	89.7%	6	58	0.0%	27	27	61.2%	33	85
	Eagle Ridge Hospital	98.8%	2	168	0.0%	40	40	79.8%	42	208
	Fellburn Care Centre	100.0%	0	20	0.0%	4	4	83.3%	4	24
	Fraser Canyon Hospital	100.0%	0	10	11.1%	8	9	57.9%	8	19
	Langley Memorial Hospital	100.0%	0	188	14.6%	35	41	84.7%	35	229
	Matsqui-Sumas-Abbotsford General Hospital		0	0		0	0		0	0
	Mission Memorial Hospital	98.0%	1	50	0.0%	4	4	90.7%	5	54
	Peace Arch District Hospital	86.8%	30	227	0.0%	82	82	63.8%	112	309
	Queen's Park Hospital	97.4%	2	77	0.0%	20	20	77.3%	22	97
	Ridge Meadows Hospital And Health Care Centre	100.0%	0	164	2.7%	73	75	69.5%	73	239
IHA	100 Mile District General Hospital	100.0%	0	16	7.7%	24	26	42.9%	24	42
	Arrow Lakes Hospital	50.0%	3	6		0	0	50.0%	3	6
	Boundary Hospital	91.7%	1	12	0.0%	6	6	61.1%	7	18
	Cariboo Memorial Hospital	82.1%	5	28	0.0%	15	15	53.5%	20	43
	Creston Valley Hospital	100.0%	0	16	25.0%	3	4	85.0%	3	20
	Dr. Helmcken Memorial Hospital	66.7%	2	6	0.0%	7	7	30.8%	9	13
	Elk Valley Hospital	40.0%	12	20	0.0%	5	5	32.0%	17	25
	Golden and District Hospital	50.0%	4	8	0.0%	8	8	25.0%	12	16
	Invermere and District Hospital	75.0%	2	8	0.0%	8	8	37.5%	10	16
	Kootenay Lake Hospital	100.0%	0	30	60.0%	2	5	94.3%	2	35
	Lillooet Hospital And Health Centre	83.3%	1	6	0.0%	18	18	20.8%	19	24
	Nicola Valley Hospital and Health Centre	100.0%	0	8	20.0%	4	5	69.2%	4	13
	Princeton General Hospital	66.7%	2	6	0.0%	2	2	50.0%	4	8
	Queen Victoria Hospital	60.0%	4	10	0.0%	3	3	46.2%	7	13
	Shuswap Lake General Hospital	97.7%	1	43	220.0%	-6	5	110.4%	-5	48
	South Okanagan General Hospital	100.0%	0	18	7.1%	13	14	59.4%	13	32

NHA	Bulkley Valley District Hospital	78.9%	4	19	0.0%	7	7	57.7%	11	26
	Chetwynd Hospital and Health Centre	80.0%	1	5	0.0%	4	4	44.4%	5	9
	Dawson Creek and District Hospital	96.0%	2	50	3.8%	25	26	64.5%	27	76
	Fort Nelson General Hospital	44.4%	5	9	0.0%	7	7	25.0%	12	16
	GR Baker Memorial Hospital	73.3%	12	45	0.0%	8	8	62.3%	20	53
	Haida Gwaii Hospital and Health Centre - Xaayda Gwaay Ngaaysdli Naay	100.0%	0	6	50.0%	2	4	80.0%	2	10
	Kitimat General Hospital and Health Centre	78.9%	4	19	0.0%	4	4	65.2%	8	23
	Lakes District Hospital and Health Centre	91.7%	1	12	0.0%	5	5	64.7%	6	17
	Mackenzie and District Hospital and Health Centre	100.0%	0	5	0.0%	6	6	45.5%	6	11
	McBride and District Hospital	33.3%	2	3	0.0%	4	4	14.3%	6	7
	Northern Haida Gwaii Hospital and Health Centre	100.0%	0	4	0.0%	2	2	66.7%	2	6
	Prince Rupert Regional Hospital	100.0%	0	27	10.5%	17	19	63.0%	17	46
	St. John Hospital	52.4%	10	21	0.0%	8	8	37.9%	18	29
	Stuart Lake Hospital	100.0%	0	6	0.0%	2	2	75.0%	2	8
	Wrinch Memorial Hospital	84.6%	2	13	0.0%	4	4	64.7%	6	17
PHSA	B.C. Cancer	52.9%	8	17		0	0	52.9%	8	17
	B.C. Women's Hospital	76.2%	29	122	0.0%	9	9	71.0%	38	131
	Burnaby Centre for Mental Health & Addiction	69.1%	29	94		0	0	69.1%	29	94
	Forensic Psychiatric Services	91.1%	17	190		0	0	91.1%	17	190
VCH	Bella Coola General Hospital	77.8%	2	9		0	0	77.8%	2	9
	G.F. Strong Rehab Centre	100.0%	0	62	8.7%	21	23	75.3%	21	85
	Mount Saint Joseph Hospital	76.8%	22	95	0.0%	28	28	59.3%	50	123
	Pemberton Health Centre		0	0		0	0		0	0
	Powell River General Hospital	100.0%	0	33	27.3%	8	11	81.8%	8	44
	R.W. Large Memorial Hospital	33.3%	4	6		0	0	33.3%	4	6
	Sechelt Hospital	100.0%	0	46	40.0%	3	5	94.1%	3	51
	Squamish General Hospital	100.0%	0	20		0	0	100.0%	0	20
	UBC Health Sciences Centre	81.5%	30	162	0.0%	33	33	67.7%	63	195
	Vancouver Convention Centre		0	0	0.0%	260	260	0.0%	260	260
	Whistler Health Care Centre		0	0		0	0		0	0
VIHA	Campbell River and District General Hospital	98.1%	2	105	66.7%	3	9	95.6%	5	114
	Comox Valley Hospital	99.3%	1	146	21.2%	26	33	84.9%	27	179
	Cormorant Island Health Centre	50.0%	2	4		0	0	50.0%	2	4
	Cowichan District Hospital	91.0%	12	134	0.0%	11	11	84.1%	23	145
	Gorge Road Hospital	96.7%	1	30		0	0	96.7%	1	30
	Lady Minto / Gulf Islands Hospital	70.0%	6	20		0	0	70.0%	6	20
	Port Hardy Hospital	41.7%	7	12		0	0	41.7%	7	12

	Port McNeill And District Hospital	80.0%	2	10		0	0	80.0%	2	10
	Queen Alexandra Centre for Children's Health	57.1%	6	14		0	0	57.1%	6	14
	Saanich Peninsula Hospital	98.5%	1	65	0.0%	9	9	86.5%	10	74
	Tofino General Hospital	40.0%	6	10		0	0	40.0%	6	10
	West Coast General Hospital	73.1%	14	52	0.0%	5	5	66.7%	19	57
Grand										
Total		90.1%	325	3290	7.0%	1044	1123	69.0%	1369	4413

Total Confirmed Critical Care COVID-19 Positive Patients				
24-Jun-21			25-Jun-21	
HA	Critical Care	MV	Critical Care	MV
IH	7	4	6	3
FH	13	9	14	9
NH	4	0	4	0
VCH	8	8	9	8
VIHA	2	1	3	1
PHSA	1	0	1	0
Total	35	22	37	21

RE: Staffing for Parliamentary Secretaries

From: MacDonald, Alex HLTH:EX <Alex.MacDonald@gov.bc.ca>
To: Wade, Debbie PREM:EX <Debbie.Wade@gov.bc.ca>
Cc: Pham, Thuy HLTH:EX <Thuy.Pham@gov.bc.ca>, van Baarsen, Amanda HLTH:EX <Amanda.vanBaarsen@gov.bc.ca>, Hansen, Lucy HLTH:EX <Lucy.Hansen@gov.bc.ca>, London, Kathy HLTH:EX <Kathy.London@gov.bc.ca>
Sent: June 25, 2021 12:48:07 PM PDT

Oops. I should have talked to Lucy before I sent this off.

Lucy and Kathy should be the additional folks to have access to the calendar. That way if Thuy is off then one of them would be able to get the info to Amanda or I.

Thanks.

-Alex

From: MacDonald, Alex HLTH:EX
Sent: June 25, 2021 12:43 PM
To: Wade, Debbie PREM:EX <Debbie.Wade@gov.bc.ca>
Cc: Pham, Thuy HLTH:EX <Thuy.Pham@gov.bc.ca>; van Baarsen, Amanda HLTH:EX <Amanda.vanBaarsen@gov.bc.ca>
Subject: RE: Staffing for Parliamentary Secretaries

Hi Debbie,

For Mable, the person is Thuy.

Do you need a second person now or could we add that later?

It will probably either be Amanda or I but I'll have to talk to AvB about it when she is back in the office next week.

-Alex

From: Wade, Debbie PREM:EX <Debbie.Wade@gov.bc.ca>
Sent: June 25, 2021 12:33 PM
To: LP Senior Ministerial Advisors <SRMINADV@Victoria1.gov.bc.ca>; LP Ministerial Advisors <LPMAs@Victoria1.gov.bc.ca>; LP Administrative Coordinators <LPACS@Victoria1.gov.bc.ca>
Cc: LP Executive Assistants <LPEAS@Victoria1.gov.bc.ca>; LP Support Staff <LPSUPPORT@Victoria1.gov.bc.ca>
Subject: Staffing for Parliamentary Secretaries

Good afternoon everyone;

Parliamentary Secretary Calendar UPDATE:

As you know, the Premiers Office, Caucus and Prem tech, have been working on trying to successfully migrate both the legislative calendar and the PS calendar onto one device. Unfortunately, we are still experiencing technical difficulties, and have not received the approval from OCIO to proceed. As it was always the intention for the Parliamentary Secretary's administrative support to be handled by the Minister's Offices, this role will now shift to the MO. As the legislative session is over, the demands to get PS meetings and events scheduled has escalated. This process will ensure that government business is being handled in the Minister's office.

Over the next week, Brett Trimble will work to set up the PSCal on the designated MO staff's computers, once that is completed, the MO staff will take over scheduling PS Events.

Could I please request again, the staff person in your office that will be supporting the administrative work for your PS. (Up to 2 names can be provided) Please send me those names ASAP

We would like to emphasize the importance of the MO staff to be in consultation with the LA and CA's, when scheduling any and all phone calls, meetings or events.

The interim process for scheduling PS Calendars will be as follows;

1. MO Staff will enter the event into the **Parliamentary Secretary's government calendar.**
2. MO Staff will **invite the LA & CA** to that meeting/ event.

3. Once accepted the LA / CA will move / copy the meeting into the PS Leg calendar with a Colour Code or by putting PS in front of the subject line.

This process will ensure that all offices are aware of the events being entered into the calendars, and will still allow the MLA to have all meetings on 1 device.

We would like to Joanna Groves and her team, the LA's and CA's, for carrying this load over the last 6 plus months. We very much appreciate their time and willingness to us help out.

Please let me know if you have any questions.

Thanks!

Debbie Wade
Executive Coordinator and Human Resources Liaison
to Amber Hockin – Deputy Chief of Staff to the Premier
778-974-6075

RE: Staffing for Parliamentary Secretaries

From: Wade, Debbie PREM:EX <Debbie.Wade@gov.bc.ca>
To: MacDonald, Alex HLTH:EX <Alex.MacDonald@gov.bc.ca>
Cc: Pham, Thuy HLTH:EX <Thuy.Pham@gov.bc.ca>, van Baarsen, Amanda HLTH:EX <Amanda.vanBaarsen@gov.bc.ca>
Sent: June 25, 2021 12:57:33 PM PDT
Hi Alex;

Yes we will have Brett set up the calendar on Thuy's computer, and from there you can delegate access to anyone else that would like it!

Debbie Wade
Executive Coordinator and Human Resources Liaison
to Amber Hockin – Deputy Chief of Staff to the Premier
778-974-6075

From: MacDonald, Alex HLTH:EX <Alex.MacDonald@gov.bc.ca>
Sent: June 25, 2021 12:43 PM
To: Wade, Debbie PREM:EX <Debbie.Wade@gov.bc.ca>
Cc: Pham, Thuy HLTH:EX <Thuy.Pham@gov.bc.ca>; van Baarsen, Amanda HLTH:EX <Amanda.vanBaarsen@gov.bc.ca>
Subject: RE: Staffing for Parliamentary Secretaries

Hi Debbie,
For Mable, the person is Thuy.
Do you need a second person now or could we add that later?
It will probably either be Amanda or I but I'll have to talk to AvB about it when she is back in the office next week.
-Alex

From: Wade, Debbie PREM:EX <Debbie.Wade@gov.bc.ca>
Sent: June 25, 2021 12:33 PM
To: LP Senior Ministerial Advisors <SRMINADV@Victoria1.gov.bc.ca>; LP Ministerial Advisors <LPMAs@Victoria1.gov.bc.ca>; LP Administrative Coordinators <LPACS@Victoria1.gov.bc.ca>
Cc: LP Executive Assistants <LPEAS@Victoria1.gov.bc.ca>; LP Support Staff <LPSUPPORT@Victoria1.gov.bc.ca>
Subject: Staffing for Parliamentary Secretaries

Good afternoon everyone;

Parliamentary Secretary Calendar UPDATE:

As you know, the Premiers Office, Caucus and Prem tech, have been working on trying to successfully migrate both the legislative calendar and the PS calendar onto one device. Unfortunately, we are still experiencing technical difficulties, and have not received the approval from OCIO to proceed. As it was always the intention for the Parliamentary Secretary's administrative support to be handled by the Minister's Offices, this role will now shift to the MO. As the legislative session is over, the demands to get PS meetings and events scheduled has escalated. This process will ensure that government business is being handled in the Minister's office.

Over the next week, Brett Trimble will work to set up the PSCal on the designated MO staff's computers, once that is completed, the MO staff will take over scheduling PS Events.

Could I please request again, the staff person in your office that will be supporting the administrative work for your PS. (Up to 2 names can be provided) Please send me those names ASAP

We would like to emphasize the importance of the MO staff to be in consultation with the LA and CA's, when scheduling any and all phone calls, meetings or events.

The interim process for scheduling PS Calendars will be as follows;

1. MO Staff will enter the event into the **Parliamentary Secretary's government calendar**.
2. MO Staff will ***invite the LA & CA*** to that meeting/ event.
3. Once accepted the LA / CA will move / copy the meeting into the PS Leg calendar with a Colour Code or by putting PS in front of the subject line.

This process will ensure that all offices are aware of the events being entered into the calendars, and will still allow the MLA to have all meetings on 1 device.

We would like to Joanna Groves and her team, the LA's and CA's, for carrying this load over the last 6 plus months. We very much appreciate their time and willingness to us help out.

Please let me know if you have any questions.

Thanks!

Debbie Wade

***Executive Coordinator and Human Resources Liaison
to Amber Hockin – Deputy Chief of Staff to the Premier
778-974-6075***

For MD/PHO Review/Approval: Daily ST June 25

From: Youngs, Kirsten R GCPE:EX <Kirsten.Youngs@gov.bc.ca>
To: Dix, Adrian HLTH:EX <Adrian.Dix@gov.bc.ca>, Henry, Bonnie HLTH:EX <Bonnie.Henry@gov.bc.ca>
Cc: hlth Ministerial and Executive Assistants <hlthmaea@Victoria1.gov.bc.ca>, XT:Lambrechts, Nicola GCPE:IN <nicola@nlkstrategies.ca>, Ferrier, Jeffrey GCPE:EX <Jeffrey.Ferrier@gov.bc.ca>, Machell, Aileen GCPE:EX <Aileen.Machell@gov.bc.ca>, Cen, Calvin GCPE:EX <Calvin.Cen@gov.bc.ca>
Sent: June 25, 2021 1:35:35 PM PDT
Attachments: ST_Covid Jun 25 (130pm).docx
Good afternoon, Minister & Dr. Henry,
Today's statement for your input and review – many thanks
Kirsten.

Kirsten Youngs, MAIIC (she/her/hers) | COVID Communications Director
Ministry of Health | Government Communications & Public Engagement
T: (250) 356-0543 | C: (250) 858-0555

I acknowledge and respect that I live and work on the traditional territory of the Lekwungen peoples, known today as the Esquimalt and Songhees Nations.

STATEMENT

For Immediate Release
June 25, 2021

Ministry of Health
Office of the Provincial Health Officer

Joint statement on Province of British Columbia COVID-19 response and latest updates

VICTORIA—Dr. Bonnie Henry, B.C.'s provincial health officer and Adrian Dix, Minister of Health, have issued the following joint statement regarding updates on the COVID-19 response in British Columbia:

"Today, we are reporting that 77.6% of all adults in BC and 76.2% of those 12 and older have now received their first dose of a COVID-19 vaccine. In addition, 26.9% of all adults in B.C. and 25.2% of those 12 and older have received their second dose. In total, 4,703,549 doses of Pfizer-BioNTech, Moderna and AstraZeneca COVID-19 vaccines have been administered in B.C., 1,167,117 of which are second doses.

"There have been 72 new cases of COVID-19 for a total of 147,418 cases in British Columbia.

"Of the new cases, 24 are in the Vancouver Coastal Health region, 29 are in the Fraser Health region, four are in the Island Health region, 13 are in the Interior Health region, and two are in the Northern Health region.

"There are currently 1,096 active cases of COVID-19 in the province and a further 144,554 people who tested positive have recovered. Of the active cases, 108 individuals are currently hospitalized, 37 of whom are in intensive care. The remaining people with COVID-19 are recovering at home in self-isolation.

"There has been one new health-care outbreak at Laurel Place (Fraser Health).

"There have been two new COVID-19 related deaths, for a total of 1,749 deaths in British Columbia. Our condolences are with the family, friends and caregivers of the people who have died as a result of COVID-19.

"This weekend, with the anticipated extreme hot weather throughout the province, we remind everyone in British Columbia to stay cool and hydrated – whether you will be going to a vaccine clinic or spending time with friends and family outside.

"Our mass clinics are indoors and many pop-up clinics have moved to cooler, indoor locations. If you have a vaccine appointment at a pop-up clinic, or are planning to drop-in, check the location before you go, wear a hat and sunscreen and bring water.

"Just as we have taken care of our neighbours, seniors and Elders during the COVID-19 pandemic, they may also need some assistance this weekend. Let's continue to support each other with kindness and compassion, and help our friends and family get their vaccines, safely.

Learn More:

The latest vaccine information:

For vaccine information, visit the BCCDC dashboard: <http://www.bccdc.ca/health-info/diseases-conditions/covid-19/data> Or: www.bccdc.ca

For information on getting your second dose: <https://www2.gov.bc.ca/gov/content/covid-19/vaccine/dose-2>

Register for your vaccine now: <https://www2.gov.bc.ca/gov/content/covid-19/vaccine/register> or call 1-833-838-2323.

BC's Restart Plan:

For the June 14, 2021, announcement on Step 2 of BC's Restart plan, visit: <https://news.gov.bc.ca/releases/2021PREM0041-001155>

Epidemiology and modelling:

For the June 10, 2021, modelling presentation, visit: [https://news.gov.bc.ca/files/6-10 PHO presentation.pdf](https://news.gov.bc.ca/files/6-10_PHO_presentation.pdf)

Provincial health officer orders and guidance:

Orders: <https://www2.gov.bc.ca/gov/content/health/about-bc-s-health-care-system/office-of-the-provincial-health-officer/current-health-topics/covid-19-novel-coronavirus>

Guidance on restrictions: <https://www2.gov.bc.ca/gov/content/safety/emergency-preparedness-response-recovery/covid-19-provincial-support/restrictions>

The latest updates, guidance and information on COVID-19, and where to get tested:

The latest medical updates, including case counts, prevention, risks and to find a testing centre near you: <http://www.bccdc.ca/> or follow @CDCofBC on Twitter.

COVID-19 exposure events, updates and information by health authority, visit:

BCCDC (flights, work sites, etc): <http://www.bccdc.ca/health-info/diseases-conditions/covid-19/public-exposures>

Fraser Health: fraserhealth.ca/covid19exposure

Interior Health: <https://news.interiorhealth.ca/news/public-exposures/>

Island Health: <https://www.islandhealth.ca/learn-about-health/covid-19/outbreaks-and-exposures>

Northern Health: <https://www.northernhealth.ca/health-topics/outbreaks-and-exposures>

Vancouver Coastal Health: <http://www.vch.ca/covid-19/public-exposures>

Mental health support:

Mental health and anxiety support: www.bouncebackbc.ca

Or: www.anxietycanada.com

Or: <http://www.bccdc.ca/health-info/diseases-conditions/covid-19/about-covid-19/mental-well-being-during-covid-19>

Or: <https://www2.gov.bc.ca/gov/content/health/managing-your-health/mental-health-substance-use/virtual-supports-covid-19>

Non-health related information:

www.gov.bc.ca/covid19. Or call 1 888 COVID19 (1 888 268-4319) between 7:30 a.m. and 8 p.m. (Pacific time), seven days a week.

Two backgrounders follow.

Media contact: Ministry of Health Communications
250 952-1887 (media line)

BACKGROUND #1

Immunization eligibility

Age-based program

Anyone 12 years or older may now register and book their dose 1 appointment. Anyone who has received an invitation to book their second dose can also book their appointment.

Book online <https://gov.bc.ca/getvaccinated> or call 1 833 838-2323 (between 7 a.m. and 7 p.m. Pacific time).

First responder and worker program

Health authorities are contacting workplaces to arrange for workers to be vaccinated with their first and second doses.

AstraZeneca pharmacy program

For people who received their first dose at their local pharmacy, the pharmacy will contact them to book their Dose 2 appointment once they are eligible. People are asked not to call, as phone appointments will not be accepted.

Information on Dose 2: http://www.bccdc.ca/Health-Info-Site/Documents/COVID-19_vaccine/AstraZeneca_2ndDose.pdf

Participating pharmacies are listed on the BC Pharmacy Association website: <https://www.bcparmacy.ca/resource-centre/covid-19/vaccination-locations>

For people who would prefer an mRNA vaccine (Pfizer or Moderna) instead, once they are eligible, they can book online or by phone at one of the age-based mass clinics.

BACKGROUND #2

Independent and assisted living, long-term care homes and seniors' rental buildings with COVID-19 outbreaks

Vancouver Coastal Health – two facilities

- Hollyburn Residence (second occurrence)
- Minoru Residence (second occurrence)

Fraser Health – one facility

- Glenwood Seniors Community (second occurrence)
- **Laurel Place**

Northern Health – one facility

- Rotary Manor Dawson Creek

Interior Health – no facilities

Island Health – no facilities

Acute Care Facilities with COVID-19 outbreaks

Eagle Ridge Hospital

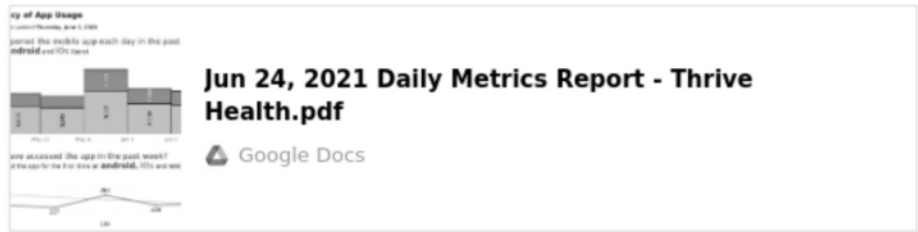
Thrive Health Daily Metrics Report - Jun 24, 2021

From: Amee Choksi <amee.choksi@thrive.health>
To: van Baarsen, Amanda HLTH:EX <amanda.vanbaarsen@gov.bc.ca>
Sent: June 25, 2021 1:36:20 PM PDT
Attachments: Jun 24.png

[EXTERNAL] This email came from an external source. Only open attachments or links that you are expecting from a known sender.

Good afternoon everyone,

Here is a link to the metrics report for Jun 24, 2021.



Let me know if you have any questions or would like any additional information.

Best,

Amee

--

Amee Choksi

Project Manager


e: amee.choksi@thrive.health

m: +1-647-620-9933

Summary of App Usage

Downloaded Thursday, June 3, 2021

period the mobile app each day in the past week?
android and iOS users



we accessed the app in the past week?
if the app for the first time or android, iOS and we



Jun 24, 2021 Daily Metrics Report - Thrive Health.pdf

Google Docs

Vaccination Progress - June 25, 2021

From: HLTH COVID CRHEM HLTH:EX <COVID.CRHEM@gov.bc.ca>
To: Dix, Adrian HLTH:EX <Adrian.Dix@gov.bc.ca>, Brown, Stephen R HLTH:EX <Stephen.Brown@gov.bc.ca>, Pokorny, Peter HLTH:EX <Peter.Pokorny@gov.bc.ca>
Cc: van Baarsen, Amanda HLTH:EX <Amanda.vanBaarsen@gov.bc.ca>, MacDonald, Alex HLTH:EX <Alex.MacDonald@gov.bc.ca>, Moulton, Holly HLTH:EX <Holly.Moulton@gov.bc.ca>, Machell, Aileen GCPE:EX <Aileen.Machell@gov.bc.ca>, Ho, Theresa HLTH:EX <Theresa.Ho@gov.bc.ca>
Sent: June 25, 2021 1:39:44 PM PDT
Attachments: image002.jpg, Vaccination Progress 2021-06-25 Summary.pptx
Good afternoon,

Attached please find today's Vaccination Progress deck.

Thank you.



COVID Response and Health Emergency Management Division
Ministry of Health

Email: COVID.CRHEM@gov.bc.ca

This email communication is intended solely for the person or entity to which it is addressed and may contain confidential and privileged information. Any review, dissemination or other use without the express written consent of the sender is prohibited. If you are not the intended recipient, please notify me by return email and delete this communication and any copies immediately. Thank you.

B.C. COVID-19 Vaccination Brief Summary Update

BC Ministry of Health

June 25, 2021



Dose Received vs. Administered

Vaccine Type	Received	Administered*	
		#	%
Pfizer	3,703,830	3,392,125	92%
Moderna	1,553,840	941,153	61%
AstraZeneca	448,000	370,271	83%
Total	5,705,670	4,703,549	82%

Vaccinations by Age Group, British Columbia

Population 18+	1st Dose	2nd Dose	1st Dose (%)	2nd Dose (%)
12-17	174,614	868	56%	0%
12+	3,530,557	1,166,320	76%	25%
18+	3,355,943	1,165,452	78%	27%
70+	653,785	461,331	89%	63%
65+	935,176	585,251	88%	55%
60+	1,236,452	697,552	86%	49%
50+	1,790,846	864,582	84%	40%
40+	2,287,852	989,018	82%	35%
30+	2,820,870	1,090,483	79%	31%

* Data source: HSPP Covid-19 Vaccination Population Coverage Report

Vaccinations by Health Authority (where administered)

	1 st Dose	2 nd Dose
Interior Health Authority	532,106	224,430
Fraser Health Authority	1,291,447	424,577
Vancouver Coastal Health Authority	932,569	251,492
Vancouver Island Health Authority	610,177	190,649
Northern Health Authority	170,133	75,969
Total*	3,536,432	1,167,117

* Data source: HSPP Covid-19 Vaccination Population Coverage Report

RE: For MD/PHO Review/Approval: Daily ST June 25

From: Henry, Bonnie HLTH:EX <Bonnie.Henry@gov.bc.ca>
To: Youngs, Kirsten R GCPE:EX <Kirsten.Youngs@gov.bc.ca>, Dix, Adrian HLTH:EX <Adrian.Dix@gov.bc.ca>
Cc: hlth Ministerial and Executive Assistants <hlthmaea@Victoria1.gov.bc.ca>, XT:Lambrechts, Nicola GCPE:IN <nicola@nlkstrategies.ca>, Ferrier, Jeffrey GCPE:EX <Jeffrey.Ferrier@gov.bc.ca>, Machell, Aileen GCPE:EX <Aileen.Machell@gov.bc.ca>, Cen, Calvin GCPE:EX <Calvin.Cen@gov.bc.ca>
Sent: June 25, 2021 2:02:32 PM PDT

Looks good to me.
b

*Dr Bonnie Henry
Provincial Health Officer
Office of the PHO
Ministry of Health*

s.15; s.19

*Mailing address: PO Box 9648, STN PROV GOVT
Victoria, BC
V8W 9P4
Bonnie.henry@gov.bc.ca*

Phone: s.17; s.19

I gratefully acknowledge that I live and work on the traditional unceded territory of the Lekwungen Peoples, specifically the Songhees and Esquimalt First Nations. Hay'sxw'qu Si'em

Warning: This email is intended only for the use of the individual or organization to whom it is addressed. It may contain information that is privileged or confidential. Any distribution, disclosure, copying, or other use by anyone else is strictly prohibited. If you have received this in error, please telephone or e-mail the sender immediately and delete the message.

From: Youngs, Kirsten R GCPE:EX <Kirsten.Youngs@gov.bc.ca>
Sent: June 25, 2021 1:36 PM
To: Dix, Adrian HLTH:EX <Adrian.Dix@gov.bc.ca>; Henry, Bonnie HLTH:EX <Bonnie.Henry@gov.bc.ca>
Cc: hlth Ministerial and Executive Assistants <hlthmaea@Victoria1.gov.bc.ca>; XT:Lambrechts, Nicola GCPE:IN <nicola@nlkstrategies.ca>; Ferrier, Jeffrey GCPE:EX <Jeffrey.Ferrier@gov.bc.ca>; Machell, Aileen GCPE:EX <Aileen.Machell@gov.bc.ca>; Cen, Calvin GCPE:EX <Calvin.Cen@gov.bc.ca>
Subject: For MD/PHO Review/Approval: Daily ST June 25

Good afternoon, Minister & Dr. Henry,
Today's statement for your input and review – many thanks
Kirsten.

Kirsten Youngs, MAIC (she/her/hers) | COVID Communications Director
Ministry of Health | Government Communications & Public Engagement
T: (250) 356-0543 | C: (250) 858-0555

I acknowledge and respect that I live and work on the traditional territory of the Lekwungen peoples, known today as the Esquimalt and Songhees Nations.

COVID-19 Full Reports - June 25, 2021

From: HLTH COVID CRHEM HLTH:EX <COVID.CRHEM@gov.bc.ca>
To: Dix, Adrian HLTH:EX <Adrian.Dix@gov.bc.ca>
Cc: Brown, Stephen R HLTH:EX <Stephen.Brown@gov.bc.ca>, van Baarsen, Amanda HLTH:EX <Amanda.vanBaarsen@gov.bc.ca>, MacDonald, Alex HLTH:EX <Alex.MacDonald@gov.bc.ca>, Pham, Thuy HLTH:EX <Thuy.Pham@gov.bc.ca>, Szabo, Maria HLTH:EX <Maria.Szabo@gov.bc.ca>, Pokorny, Peter HLTH:EX <Peter.Pokorny@gov.bc.ca>, Henry, Bonnie HLTH:EX <Bonnie.Henry@gov.bc.ca>, Machell, Aileen GCPE:EX <Aileen.Machell@gov.bc.ca>, Ho, Theresa HLTH:EX <Theresa.Ho@gov.bc.ca>
Sent: June 25, 2021 2:07:26 PM PDT
Attachments: Daily_HA-based_report_Jun_25_2021_final.docx, June 25 Daily Minister's Report.pdf, image002.jpg

Good afternoon,

Attached please find today's full reports, including the complete BCCDC report.

Thank you.



COVID Response and Health Emergency Management Division
Ministry of Health

Email: COVID.CRHEM@gov.bc.ca

This email communication is intended solely for the person or entity to which it is addressed and may contain confidential and privileged information. Any review, dissemination or other use without the express written consent of the sender is prohibited. If you are not the intended recipient, please notify me by return email and delete this communication and any copies immediately. Thank you.

Daily COVID-19 Report

COVID Response and Health Emergency Management Division

June 25, 2021



Ministry of
Health

CONFIDENTIAL - NOT FOR DISTRIBUTION

Table of Contents

1: Case Counts (as of June 25/10:00)	2
2: Facility & Community Outbreaks (as of June 24/10:00)	3
3: COVID-19 App & Self-Assessment Tool (as of June 24/23:59)	6
4: 8-1-1 Calls (as of June 24/23:59)	6
5: Test Collection Sites (as of June 24/23:59)	7
6: Lab Testing (as of June 24/23:59)	8
7: BC Emergency Health Services Call Volumes (as of June 24/23:59)	9
8: Emergency Department Visits (as of June 24/23:59)	10
9: Hospital Bed Occupancy Rates (as of June 24/23:59)	11
10: Alternative Level of Care Patients (as of June 24/23:59)	17
11: Ventilator Inventory (as of June 18/12:30)	19
12: Home Health Monitoring (as of June 24/16:00)	20
13: PHO Orders.....	21

Rows and figures that are bolded indicate a change from the previous report.

CONFIDENTIAL - NOT FOR DISTRIBUTION

1: Case Counts (as of June 25/10:00)

- 72 new cases have been reported since last report
- No new epi-linked cases reported since last report
- 2 new deaths reported since last report (1 FHA, 1 VCHA)

Table 1: Case counts

Collection of total case counts at the Ministry began on March 17, 2020.

Case Counts										
Health Authority	Total Cases (Lab & Epi)	New Cases (last 24 hrs)	Total Lab-Confirmed Cases	Total Epi-Linked Cases	Currently in Hospital	Currently in ICU/HAU*	Mechanically Ventilated*	Active Cases	Recovered Cases**	Deaths**
FHA	85,713	29	85,365	348	44	14	9	426	84,355	919
IHA	13,112	13	12,987	125	8	6	3	256	12,700	155
VIHA	5,161	4	5,114	47	4	3	1	38	5,079	41
NHA	7,800	2	7,512	288	6	4	0	49	7,595	155
VCHA	35,427	24	35,123	304	46	9	8	322	34,625	479
Out of Canada	205	0	204	1	0			5	200	0
Total	147,418	72	146,305	1,113	108	37^	21	1,096	144,554	1,749
Case Count Totals from Last Four Days										
24-Jun	147,346	75	146,233	1,113	113	35	22	1,111	144,466	1,747
23-Jun	147,271	87	146,158	1,113	109	41	22	1,119	144,383	1,744
22-Jun	147,187	56	146,074	1,113	111	41	25	1,150	144,263	1,743
21-Jun	147,131	45	146,018	1,113	108	47	24	1,204	144,153	1,743

* Mechanically Ventilated numbers are included in the ICU/HAU figures and ICU/HAU numbers are included in the Currently in Hospital figures. Hospitalization numbers are based on the patient's jurisdiction of residence and critical care/MV numbers are based on the physical location where the patient is in ICU.

** Recovered cases and deaths are as of the previous day's data.

^ ICU/HAU total figure is inclusive of 1 individual in PHSA.

CONFIDENTIAL - NOT FOR DISTRIBUTION

2: Facility & Community Outbreaks (as of June 24/10:00)

- No new outbreaks reported since last report
- No outbreaks newly declared over since last report
- No new deaths in outbreaks since last report

Table 2.1: Outbreaks newly declared since last report

Outbreaks Newly Declared Since Last Report									
Outbreak Start Date	HA	Facility/Community Name	Facility Type	Totals		Residents/Students		Staff/Other	
				Total Cases	Total Deaths	Total Cases	Total Deaths	Total Cases	Total Deaths
		N/A							
TOTAL				0	0	0	0	0	0

Table 2.2: Outbreaks declared over in the last five business days

Outbreaks Declared Over in the Last Five Business Days										
Outbreak Start Date	Outbreak End Date	HA	Facility/Community Name	Facility Type	Totals		Residents/Students		Staff/Other	
					Total Cases	Total Deaths	Total Cases	Total Deaths	Total Cases	Total Deaths
5/18/2021	6/22/2021	NHA	Heritage Manor II	Assisted Living	s.22					
4/28/2021	6/23/2021	NHA	Site C Hydroelectric Dam Project	Workplace/Communal Living						
TOTAL										

CONFIDENTIAL - NOT FOR DISTRIBUTION

Table 2.3: Active reported outbreaks in care facilities

Active Reported Outbreaks in Care Facilities			
Outbreak Start Date	HA	Facility/Community Name	Facility Type
6/18/2021	FHA	Eagle Ride Hospital 2AE	Acute Care
6/5/2021	FHA	Glenwood Seniors Community 2	LTC
6/11/2021	NHA	Dawson Creek – Rotary Manor (Special Care Unit South)	LTC
6/22/2021	VCHA	Minoru Residence 2W	LTC
6/21/2021	VCHA	Hollyburn House 2	LTC

Table 2.4: Active reported outbreaks in other settings

Active Reported Outbreaks in Other Settings			
Outbreak Start Date	HA	Facility/Community Name	Facility Type
6/1/2021	Interprovincial	Arc Resources (AB)	Workplace/Communal Living
5/15/2021	Interprovincial	Cigar Lake Mine (SK)	Workplace/Communal Living
5/2/2021	Interprovincial	Baffinland Mary River Mine (NU)	Workplace/Communal Living
4/20/2021	Interprovincial	Cenovus Foster Creek (AB)	Workplace/Communal Living
4/16/2021	Interprovincial	Syncrude Aurora 2 (AB)	Workplace/Communal Living
4/12/2021	Interprovincial	Suncor Fort Hills 2 (AB)	Workplace/Communal Living
4/3/2021	Interprovincial	Diavik Diamond Mine	Workplace/Communal Living
10/30/2020	Interprovincial	IOL Kearl Lake 2 (AB)	Workplace/Communal Living

CONFIDENTIAL - NOT FOR DISTRIBUTION

Active Reported Outbreaks in Other Settings			
Outbreak Start Date	HA	Facility/Community Name	Facility Type
10/30/2020	Interprovincial	CNRL Albian Oil Sands (AB)	Workplace/Communal Living
10/10/2020	Interprovincial	CNRL Horizon Oil Sands (AB)	Workplace/Communal Living
9/1/2020	Interprovincial	Syncrude Mildred Lake (AB)	Workplace/Communal Living

Table 2.5: Active reported outbreaks in schools

Active Reported Outbreaks in Schools			
Outbreak Start Date	HA	Facility/Community Name	Facility Type
		N/A	

CONFIDENTIAL - NOT FOR DISTRIBUTION

3: COVID-19 App & Self-Assessment Tool (as of June 24/23:59)

Table 3: COVID-19 app & self-assessment tool

Date	Total App Users	Total SAT Visits	Distinct SAT Users	Peak SAT Activity (users/min)	Average SAT Activity (users/hr)
24-Jun	679,270	7,036,316	4,675	20.7	194.8
23-Jun	678,306	7,028,793	4,985	20.5	207.7
22-Jun	677,281	7,020,674	5,005	22.6	208.5
21-Jun	676,241	7,012,415	5,370	22.7	223.8
20-Jun	675,182	7,003,257	2,748	10.1	114.5

4: 8-1-1 Calls (as of June 24/23:59)

Table 4: 8-1-1 calls

Date	Calls Received	Calls Answered	Abandon Rate	Average Wait (min)	Max Wait of Answered (min)	Average Handle Time (min)	COVID-related Calls Received
24-Jun	2,499	2,432	2.7%	0.6	9.3	4.7	695
23-Jun	2,549	2,439	4.3%	0.9	11.5	4.5	707
22-Jun	2,465	2,377	3.6%	0.9	7.2	4.4	682
21-Jun	2,771	2,736	1.3%	0.4	5.6	3.7	849
20-Jun	2,002	1,951	2.5%	0.6	9.5	3.4	445
Average pre-COVID call volumes: 1,250/day							

CONFIDENTIAL - NOT FOR DISTRIBUTION

5: Test Collection Sites (as of June 24/23:59)

Table 5: Collection sites

Health Authority	Tests Collected	Proportion of Tests Collected within 24 hrs (%)	Collection Capacity	Drop-In Visits [^]	Median Drop-In Wait (mins)	90th Percentile Drop-In Wait (mins)	Proportion of Appointments Booked within 20 mins (%) ^{^^}
FHA	956	70.9	4,555	536	0 - 5 min		
IHA	256	100.0	1,121	0			100.0
NHA	74		500				
PHSA*	31	100.0	200		0.0	1.0	
VCHA**	407		1,843				
VIHA**	199	99.5	1,356				96.8
TOTAL	1,923		9,575	536			

* PHSA Median and 90th percentile drop-in wait times are based on the time between registration and test collection.

** Whistler (VCHA) and VIHA collection volumes and capacity are reported with a 2-day delay.

[^] NHA and VIHA do not offer drop-in testing. IHA may have occasional drop-in if sites need to accommodate those who cannot get booked using the online system for testing within 24 hours.

^{^^} FHA and IHA use an online system. Previously, IHA was using a call center model but switched to an online booking system.

CONFIDENTIAL - NOT FOR DISTRIBUTION

6: Lab Testing (as of June 24/23:59)

Table 6: Lab testing

Health Authority	Total Lab Tests Completed^	New Tests Completed^	New Non-Positive Tests^^	New Positive Tests*	7 Day Avg. Test Positivity Rate (%)	Lab Samples Pending**	Today's Projected Testing Capacity**	Median Turnaround Time (hrs)	90th Percentile Turnaround Time (hrs)***
FHA	1,287,748	2,685	2,656	29	1.8	1,077	5,080	15.0	24.0
IHA	298,781	727	714	13	3.1	35	2,000	16.8	30.1
NHA	93,102	139	137	2	3.3	2	548	25.4	45.7
VCHA	846,420	2,046	2,022	24	1.2	210	7,000	18.3	24.0
VIHA	300,383	572	568	4	0.6	51	1,776	15.1	24.0
OTHER	77,442	255	255	0	0.0	215	5,904	23.5	24.0
TOTAL	2,903,876	6,424	6,352	72	1.7	1,590	22,308	16.8	24.0
Lab Testing Totals from Last Four Business Days									
23-Jun	2,897,119	5,910	5,835	75	1.8	1,396	22,308	16.5	24.0
22-Jun	2,890,878	6,034	5,947	87	2.0	1,808	22,308	16.2	24.0
21-Jun	2,884,562	4,202	4,146	56	2.1	2,022	22,308	13.1	24.0
20-Jun	2,889,581	3,499	3,454	45	2.4	1,237	22,308	14.5	24.0

^ Total Lab Tests Completed and New Tests Completed figures are aligned with the BCCDC COVID-19 Dashboard.

^^ Non-positive tests include tests that have returned negative, indeterminate, and invalid results.

* New positive tests data contain unique individual positive tests only and is equivalent to new lab-confirmed case count figures. On weekends and holidays, epi-linked cases are all assigned to the most recent day.

** Pending and projected lab test totals also include data from C&W, BCCDC and LifeLabs. PHC figures are included in the VCHA totals.

*** In cases where the data for test turnaround times are missing, the default is 24 hours.

CONFIDENTIAL - NOT FOR DISTRIBUTION

7: BC Emergency Health Services Call Volumes (as of June 24/23:59)

Table 7.1: "Influenza-like illness" call volumes

"Influenza-like Illness" Call Volumes						
Date	IHA	FHA	VCHA	VIHA	NHA	TOTAL
24-Jun	36	46	39	34	5	160
23-Jun	33	55	43	38	8	177
22-Jun	24	64	32	31	11	162
21-Jun	24	51	36	34	9	154
20-Jun	38	41	36	25	3	143
Average pre-COVID ILI events: ~6 events/week across BC						

Table 7.2: Total provincial call volumes

Total Provincial Call Volumes						
Date	IHA	FHA	VCHA	VIHA	NHA	TOTAL
24-Jun	378	600	479	379	116	1,952
23-Jun	358	606	438	345	128	1,875
22-Jun	325	545	403	326	109	1,708
21-Jun	339	586	402	336	102	1,765
20-Jun	331	552	389	328	107	1,707
Average pre-COVID BCEHS call volumes: 1,540/day						

CONFIDENTIAL - NOT FOR DISTRIBUTION

8: Emergency Department Visits (as of June 24/23:59)

Table 8: Emergency department visits

Health Authority	March 9, 2020	Today	Percentage Change
FHA	2,092	2,133	2.0%
IHA	1,388	1,504	8.4%
NHA	733	605	-17.5%
PHSA	155	110	-29.0%
VCHA	1,227	1,203	-2.0%
VIHA	964	1,234	28.0%
TOTAL	6,559	6,789	3.5%

ED Visit Totals from Last Four Business Days							
Date	FHA	IHA	NHA	PHSA	VCHA	VIHA	TOTAL
23-Jun	2,115	1,392	621	101	1,159	1,301	6,689
22-Jun	2,102	1,409	670	125	1,155	1,252	6,713
21-Jun	2,236	1,580	684	133	1,264	1,290	7,187
20-Jun	1,938	1,309	557	104	1,114	1,126	6,148

CONFIDENTIAL - NOT FOR DISTRIBUTION

9: Hospital Bed Occupancy Rates (as of June 24/23:59)

Table 9.1: Total hospital occupancy rates

Total Hospital Occupancy Rates									
Health Authority	Total Base Beds	Vacant Base Beds	Base Bed Occupancy Rate	Total Surge Beds	Vacant Surge Beds	Surge Occupancy Rate	Total Beds	Total Vacant Beds	Total Occupancy Rate
FHA^	2,686	75	97.2%	893	845	5.4%	3,579	920	74.3%
IHA	1,436	66	95.4%	406	315	22.4%	1,842	381	79.3%
NHA	602	67	88.9%	243	236	2.9%	845	303	64.1%
PHSA	582	124	78.7%	59	59	0.0%	641	183	71.5%
VCHA^	2,108	107	94.9%	762	731	4.1%	2,870	838	70.8%
VIHA^	1,804	85	95.3%	250	197	21.2%	2,054	282	86.3%
TOTAL	9,218	524	94.3%	2,613	2,383	8.8%	11,831	2,907	75.4%
Hospital Occupancy Totals from Last Four Business Days									
23-Jun	9,218	509	94.5%	2,613	2,369	9.3%	11,831	2,878	75.7%
22-Jun	9,218	506	94.5%	2,613	2,299	12.0%	11,831	2,805	76.3%
21-Jun	9,218	522	94.3%	2,613	2,307	11.7%	11,831	2,829	76.1%
20-Jun	9,218	644	93.0%	2,613	2,467	5.6%	11,831	3,111	73.7%

- Total occupancy figures comprise all beds that are not NICU bassinets, including critical care beds.
- The pre-COVID-19 provincial hospital bed occupancy rate was 103.5% as of December 12, 2019.
- Base beds are defined as beds staffed to provide services to inpatient/residents at the required type and level of service. Surge beds are beds that are not considered staffed.
- **Negative values for vacant surge beds reported by hospitals are primarily due to emergency department overflow.**

^ As part of 2021 spring surge planning, FHA, VCHA and VIHA have revised the allocation of beds between base beds and surge beds. As a result, VIHA has added additional surge beds, and VCHA and FHA have added additional ICU/HAU surge beds. The final allocation may be subject to change.

CONFIDENTIAL - NOT FOR DISTRIBUTION

Table 9.2 & 9.3: COVID site hospital occupancy rates and non-COVID site hospital occupancy rates

COVID Site Hospital Occupancy Rates									
Health Authority	Total Base Beds	Vacant Base Beds	Base Bed Occupancy Rate	Total Surge Beds	Vacant Surge Beds	Surge Occupancy Rate	Total Beds	Total Vacant Beds	Total Occupancy Rate
FHA	1,339	31	97.7%	447	434	2.9%	1,786	465	74.0%
IHA	1,195	29	97.6%	275	203	26.2%	1,470	232	84.2%
NHA	358	24	93.3%	133	131	1.5%	491	155	68.4%
PHSA	159	41	74.2%	50	50	0.0%	209	91	56.5%
VCHA	1,675	49	97.1%	402	378	6.0%	2,077	427	79.4%
VIHA	1,202	25	97.9%	183	143	21.9%	1,385	168	87.9%
TOTAL	5,928	199	96.6%	1,490	1,339	10.1%	7,418	1,538	79.3%

Non-COVID Site Hospital Occupancy Rates									
Health Authority	Total Base Beds	Vacant Base Beds	Base Bed Occupancy Rate	Total Surge Beds	Vacant Surge Beds	Surge Occupancy Rate	Total Beds	Total Vacant Beds	Total Occupancy Rate
FHA	1,347	44	96.7%	446	411	7.8%	1,793	455	74.6%
IHA	241	37	84.6%	131	112	14.5%	372	149	59.9%
NHA	244	43	82.4%	110	105	4.5%	354	148	58.2%
PHSA	423	83	80.4%	9	9	0.0%	432	92	78.7%
VCHA	433	58	86.6%	360	353	1.9%	793	411	48.2%
VIHA	602	60	90.0%	67	54	19.4%	669	114	83.0%
TOTAL	3,290	325	90.1%	1,123	1,044	7.0%	4,413	1,369	69.0%

CONFIDENTIAL - NOT FOR DISTRIBUTION

Table 9.4: COVID-designated hospital occupancy rates

COVID-Designated Hospital Occupancy Rates										
Health Authority	Hospital Name	Total Base Beds	Vacant Base Beds	Base Bed Occupancy Rate	Total Surge Beds	Vacant Surge Beds	Surge Occupancy Rate	Total Beds	Total Vacant Beds	Total Occupancy Rate
FHA	Abbotsford Regional	275	0	100.0%	121	109	9.9%	396	109	72.5%
FHA	Royal Columbian	435	23	94.7%	89	89	0.0%	524	112	78.6%
FHA	Surrey Memorial	629	8	98.7%	237	236	0.4%	866	244	71.8%
IHA	East Kootenay Regional	77	1	98.7%	22	18	18.2%	99	19	80.8%
IHA	Kelowna General	443	2	99.5%	68	39	42.6%	511	41	92.0%
IHA	Kootenay Boundary Regional	75	11	85.3%	36	36	0.0%	111	47	57.7%
IHA	Penticton Regional	155	11	92.9%	61	61	0.0%	216	72	66.7%
IHA	Royal Inland	259	3	98.8%	20	-15	175.0%	279	-12	104.3%
IHA	Vernon Jubilee	186	1	99.5%	68	64	5.9%	254	65	74.4%
NHA	Fort St John & Peace Villa	46	10	78.3%	25	25	0.0%	71	35	50.7%
NHA	Mills Memorial	52	4	92.3%	15	15	0.0%	67	19	71.6%
NHA	UHNBC	260	10	96.2%	93	91	2.2%	353	101	71.4%
PHSA	B.C. Children's	159	41	74.2%	50	50	0.0%	209	91	56.5%
VCHA	Lions Gate	249	0	100.0%	79	55	30.4%	328	55	83.2%
VCHA	Richmond	204	7	96.6%	41	41	0.0%	245	48	80.4%
VCHA	St. Paul's	427	20	95.3%	56	56	0.0%	483	76	84.3%
VCHA	Vancouver General	795	22	97.2%	226	226	0.0%	1,021	248	75.7%
VIHA	Nanaimo Regional General	344	8	97.7%	40	22	45.0%	384	30	92.2%
VIHA	Royal Jubilee	505	12	97.6%	94	74	21.3%	599	86	85.6%
VIHA	Victoria General	353	5	98.6%	49	47	4.1%	402	52	87.1%

CONFIDENTIAL - NOT FOR DISTRIBUTION

Table 9.5: Critical care hospital occupancy rates

Critical Care Hospital Occupancy Rates									
Health Authority	Total Base Beds	Vacant Base Beds	Base Bed Occupancy Rate	Total Surge Beds	Vacant Surge Beds	Surge Occupancy Rate	Total Beds	Total Vacant Beds	Total Occupancy Rate
FHA	136	18	86.8%	88	86	2.3%	224	104	53.6%
IHA	87	13	85.1%	20	20	0.0%	107	33	69.2%
NHA	40	16	60.0%	23	23	0.0%	63	39	38.1%
PHSA	12	6	50.0%	16	16	0.0%	28	22	21.4%
VCHA	146	16	89.0%	52	49	5.8%	198	65	67.2%
VIHA	89	36	59.6%	19	19	0.0%	108	55	49.1%
TOTAL	510	105	79.4%	218	213	2.3%	728	318	56.3%
Critical Care Hospital Occupancy Totals from Last Four Business Days									
23-Jun	510	101	80.2%	218	208	4.6%	728	309	57.6%
22-Jun	510	103	79.8%	218	209	4.1%	728	312	57.1%
21-Jun	510	104	79.6%	218	216	0.9%	728	320	56.0%
20-Jun	510	121	76.3%	218	215	1.4%	728	336	53.8%

- Critical care beds include those classified as being in Intensive Care Units (ICU), High Acuity Units (HAU), Cardiac Care Units (CCU), Cardiac Surgery Intensive Care Units (CSICU) and Pediatric Intensive Care Units (PICU)

CONFIDENTIAL - NOT FOR DISTRIBUTION

Table 9.6 & 9.7: COVID site critical care hospital occupancy rates and non-COVID site critical care hospital occupancy rates

COVID Site Critical Care Hospital Occupancy Rates									
Health Authority	Total Base Beds	Vacant Base Beds	Base Bed Occupancy Rate	Total Surge Beds	Vacant Surge Beds	Surge Occupancy Rate	Total Beds	Total Vacant Beds	Total Occupancy Rate
FHA	101	12	88.1%	82	80	2.4%	183	92	49.7%
IHA	81	11	86.4%	13	13	0.0%	94	24	74.5%
NHA	31	14	54.8%	20	20	0.0%	51	34	33.3%
PHSA	12	6	50.0%	16	16	0.0%	28	22	21.4%
VCHA	122	10	91.8%	49	46	6.1%	171	56	67.3%
VIHA	67	25	62.7%	17	17	0.0%	84	42	50.0%
TOTAL	414	78	81.2%	197	192	2.5%	611	270	55.8%

Non-COVID Site Critical Care Hospital Occupancy Rates									
Health Authority	Total Base Beds	Vacant Base Beds	Base Bed Occupancy Rate	Total Surge Beds	Vacant Surge Beds	Surge Occupancy Rate	Total Beds	Total Vacant Beds	Total Occupancy Rate
FHA	35	6	82.9%	6	6	0.0%	41	12	70.7%
IHA	6	2	66.7%	7	7	0.0%	13	9	30.8%
NHA	9	2	77.8%	3	3	0.0%	12	5	58.3%
VCHA	24	6	75.0%	3	3	0.0%	27	9	66.7%
VIHA	22	11	50.0%	2	2	0.0%	24	13	45.8%
TOTAL	96	27	71.9%	21	21	0.0%	117	48	59.0%

CONFIDENTIAL - NOT FOR DISTRIBUTION

Table 9.8: COVID-designated hospital critical care occupancy rates

COVID-Designated Hospital Critical Care Occupancy Rates										
Health Authority	Hospital Name	Total Base Beds	Vacant Base Beds	Base Bed Occupancy Rate	Total Surge Beds	Vacant Surge Beds	Surge Occupancy Rate	Total Beds	Total Vacant Beds	Total Occupancy Rate
FHA	Abbotsford Regional	16	0	100.0%	14	12	14.3%	30	12	60.0%
FHA	Royal Columbian	39	4	89.7%	25	25	0.0%	64	29	54.7%
FHA	Surrey Memorial	46	8	82.6%	43	43	0.0%	89	51	42.7%
IHA	East Kootenay Regional	6	1	83.3%	0	0		6	1	83.3%
IHA	Kelowna General	31	2	93.5%	9	9	0.0%	40	11	72.5%
IHA	Kootenay Boundary Regional	6	2	66.7%	1	1	0.0%	7	3	57.1%
IHA	Penticton Regional	7	2	71.4%	2	2	0.0%	9	4	55.6%
IHA	Royal Inland	21	3	85.7%	0	0		21	3	85.7%
IHA	Vernon Jubilee	10	1	90.0%	1	1	0.0%	11	2	81.8%
NHA	Fort St John & Peace Villa	4	2	50.0%	0	0		4	2	50.0%
NHA	Mills Memorial	4	2	50.0%	4	4	0.0%	8	6	25.0%
NHA	UHNBC	23	10	56.5%	16	16	0.0%	39	26	33.3%
PHSA	B.C. Children's	12	6	50.0%	16	16	0.0%	28	22	21.4%
VCHA	Lions Gate	9	0	100.0%	7	4	42.9%	16	4	75.0%
VCHA	Richmond	8	1	87.5%	8	8	0.0%	16	9	43.8%
VCHA	St. Paul's	35	7	80.0%	6	6	0.0%	41	13	68.3%
VCHA	Vancouver General	70	2	97.1%	28	28	0.0%	98	30	69.4%
VIHA	Nanaimo Regional General	18	8	55.6%	0	0		18	8	55.6%
VIHA	Royal Jubilee	35	12	65.7%	13	13	0.0%	48	25	47.9%
VIHA	Victoria General	14	5	64.3%	4	4	0.0%	18	9	50.0%

CONFIDENTIAL - NOT FOR DISTRIBUTION

10: Alternative Level of Care Patients (as of June 24/23:59)

Table 10.1: Total ALC Patients

Total ALC Patients						
Health Authority	ALC LTC Patients	ALC LTC % of Total Patients	ALC Other Patients	ALC Other % of Total Patients	Total ALC Patients	Total ALC % of Total Patients
FHA	46	1.7%	236	8.9%	282	10.6%
IHA	52	3.6%	154	10.5%	206	14.1%
NHA	73	13.5%	23	4.2%	96	17.7%
VCHA	32	1.6%	121	6.0%	153	7.5%
VIHA	120	6.8%	118	6.7%	238	13.4%
TOTAL	323	3.8%	652	7.7%	975	11.5%
ALC Patient Totals from Last Four Business Days						
23-Jun	317	3.7%	656	7.7%	973	11.5%
22-Jun	315	3.7%	644	7.5%	959	11.2%
21-Jun	319	3.7%	618	7.2%	937	11.0%
20-Jun	312	3.8%	604	7.3%	916	11.1%

- ALC LTC are all patients who have been assessed and approved and are waiting for a long-term care placement while in an acute care bed.
- ALC Other are all patients who are in acute care beds while waiting for various services: Assisted Living, Convalescent Care, End of Life, Mental Health, Rehab, Hospice, Companion-Well, Home Health Services. ALC Other is not comparable across HAs due to HAs not applying ALC designations in the same way.

CONFIDENTIAL - NOT FOR DISTRIBUTION

Table 10.2 & 10.3: COVID Site ALC Patients and Non-COVID Site ALC Patients

COVID Site ALC Patients						
Health Authority	ALC LTC Patients	ALC LTC % of Total Patients	ALC Other Patients	ALC Other % of Total Patients	Total ALC Patients	Total ALC % of Total Patients
FHA	11	0.8%	60	4.5%	71	5.4%
IHA	36	2.9%	118	9.5%	154	12.4%
NHA	39	11.6%	15	4.5%	54	16.1%
VCHA	15	0.9%	84	5.1%	99	6.0%
VIHA	44	3.6%	69	5.7%	113	9.3%
TOTAL	145	2.5%	346	6.0%	491	8.5%

Non-COVID Site ALC Patients						
Health Authority	ALC LTC Patients	ALC LTC % of Total Patients	ALC Other Patients	ALC Other % of Total Patients	Total ALC Patients	Total ALC % of Total Patients
FHA	35	2.6%	176	13.2%	211	15.8%
IHA	16	7.2%	36	16.1%	52	23.3%
NHA	34	16.5%	8	3.9%	42	20.4%
VCHA	17	4.5%	37	9.7%	54	14.1%
VIHA	76	13.7%	49	8.8%	125	22.5%
TOTAL	178	6.6%	306	11.3%	484	17.9%

CONFIDENTIAL - NOT FOR DISTRIBUTION

11: Ventilator Inventory (as of June 18/12:30)

Ventilator inventory data is not available for the week ending June 25, 2021.

Table 11.1: Level 1 ventilator inventory

Level 1 Ventilator Inventory					
Fleet Type	Inventory	Unassigned	Deployed	Deployed & Out of Service	Deployed & In Service
Provincial Fleet	466	367	99	7	92
Site Fleet	627	N/A	627	32	595
TOTAL	1,093	367	726	39	687

Table 11.2: Level 2 ventilator inventory

Level 2 Ventilator Inventory					
Fleet Type	Inventory	Unassigned	Deployed	Deployed & Out of Service	Deployed & In Service
Provincial Fleet	62	57	5	3	2
Site Fleet	357	N/A	357	22	335
TOTAL	419	57	362	25	337

Notes: Level 1 includes intensive care ventilators with the most advanced monitoring. These are mainly located within ICU departments and are the first level of ventilators used in a pandemic. Level 2 includes sub-acute intensive care ventilators, advanced transport ventilators and more advanced non-invasive ventilators capable of invasive ventilation. These are used if no intensive care ventilators are available. They are located in non-ICU ventilated units for ventilating less-complex patients.

Site fleet includes ventilators that are owned and reside in a facility, whereas provincial fleet includes ventilators that are owned by the province and may or may not reside in a particular facility. Deployed & Out of Service units are assigned to a hospital but not currently in operation.

CONFIDENTIAL - NOT FOR DISTRIBUTION

12: Home Health Monitoring (as of June 24/16:00)

Table 12: Home health monitoring

Date	Total Actively Monitored COVID Patients	Total Patients Discharged since March 26
24-Jun	26	18,244
23-Jun	27	18,242
22-Jun	27	18,240
21-Jun	25	18,240
18-Jun	53	18,206
Total COVID patients monitored to date: 18270		

- VCHA doesn't have an active chronic disease HHM program and stopped using the platform for COVID monitoring at the beginning of October. They have changed to a system that focuses more on contact tracing rather than contact monitoring. This is reflected as of November 26.

CONFIDENTIAL - NOT FOR DISTRIBUTION

13: PHO Orders

June 22, 2021: The PHO repealed and replaced the order of June 17, 2021 on [Gatherings and Events](#).

June 20, 2021: The PHO repealed and replaced the order of March 14, 2021 on [Agricultural Temporary Foreign Workers](#).

June 15, 2021: The PHO repealed and replaced the order of May 24, 2021 on [Food and Liquor Serving Premises](#).

June 14, 2021: The PHO issued an order on [Workplace and Post-Secondary Institution Safety](#).

June 10, 2021: The PHO issued an order on Coverage of [Electoral Area J of the Cariboo Regional District](#).

June 7, 2021: The PHO repealed and replaced the order of May 29, 2020 on [Overnight Camps for Children and Youth](#).

May 16, 2021: The PHO issued a variance to the order of April 15, 2020 with respect to [Long-Term Care Facility Staff Assignment](#).

May 12, 2021: The PHO repealed and replaced the order of April 13, 2021 with respect to [Industrial Camps](#).

May 2, 2021: The PHO repealed and replaced the order of April 21, 2021 on [Workplace and Post-Secondary Institution Safety](#).

May 2, 2021: The PHO issued an order on [Advanced Care Paramedic and Critical Care Paramedic SARS-CoV-2 Swabbing](#).

April 21, 2021: The PHO issued a [Variance of Existing Orders to Suspend Reconsideration](#).

March 24, 2021: The PHO repealed and replaced the order of March 14, 2021 on [Regulated and Unregulated Health Professionals SARS-CoV-2 Immunization](#).

March 18, 2021: The PHO repealed and replaced the order of March 14, 2021 on [Emergency Medical Assistants SARS-CoV-2 Immunization](#).

February 5, 2021: The PHO issued an order on [Visitation and Visitor Appeal and Review](#).

November 16, 2020: The PHO issued an order on November 16, 2020 on [Health Authority Regulated Professionals SARS-CoV-2 Swabbing](#).

November 16, 2020: The PHO issued an order on November 16, 2020 on [Midwives and Certified Practice Speech Language Pathologists SARS-CoV-2 Swabbing](#).

November 16, 2020: The PHO issued an order on November 16, 2020 on [British Columbia Emergency Health Services SARS-CoV-2 Swabbing](#).

November 13, 2020: The PHO issued an order on November 13, 2020 on [COVID-19 Prevention Regional Measures](#).

October 26, 2020: The PHO amended the order of April 10, 2020, as amended by the order of April 15, 2020, with respect to [Facility Staff Assignment](#).

September 16, 2020: The PHO issued an order on [Registered Nurse and Registered Psychiatric Nurse Public Health Pharmacotherapy](#).

August 30, 2020: The Federal Chief PHO issued updates to the [Federal Quarantine Order](#) on minimizing the risk of exposure to COVID-19 in Canada.

May 14, 2020: The PHO issued an order on [Workplace COVID-19 Safety Plans](#).

May 7, 2020: The PHO issued an order on [Licensed Practical Nurse SARS-CoV-2 Swabbing](#).

April 15, 2020: The PHO amended the order of April 10, 2020 on [Health Care Labour Adjustment](#) with respect to [Facility Staff Assignment](#).

April 14, 2020: The PHO amended the order of April 10, 2020 on [Health Care Labour Adjustment](#) with respect to [Travellers and Employers](#).

April 10, 2020: The PHO issued an order on [Health Care Labour Adjustment](#).

March 26, 2020: The PHO issued an order on [Information Collection from Long Term Care Facility Staff](#).
For other COVID-19 related notices and guidance please see the following: [PHO COVID-19 Orders, Notices & Guidance](#); [BCCDC COVID-19 Care Resources](#)

COVID-19 Full Reports - June 25, 2021

From: HLTH COVID CRHEM HLTH:EX <COVID.CRHEM@gov.bc.ca>
To: Wanamaker, Lori PREM:EX <Lori.Wanamaker@gov.bc.ca>, Meggs, Geoff PREM:EX <Geoff.Meggs@gov.bc.ca>, Zacharuk, Christina PREM:EX <Christina.Zacharuk@gov.bc.ca>
Cc: Shortt, Amanda PREM:EX <Amanda.Shortt@gov.bc.ca>, Mulloy, Eleanor PREM:EX <Eleanor.Mulloy@gov.bc.ca>, Kristianson, Eric PREM:EX <Eric.Kristianson@gov.bc.ca>, van Baarsen, Amanda HLTH:EX <Amanda.vanBaarsen@gov.bc.ca>, MacDonald, Alex HLTH:EX <Alex.MacDonald@gov.bc.ca>, Hockin, Amber PREM:EX <Amber.Hockin@gov.bc.ca>, Howlett, Tim GCPE:EX <Tim.Howlett@gov.bc.ca>, Hagglund, Jarrett PREM:EX <Jarrett.Hagglund@gov.bc.ca>, Nash, Amber PREM:EX <Amber.Nash@gov.bc.ca>, Marriott, Sarah GCPE:EX <Sarah.Marriott@gov.bc.ca>, Marquis, Yvette PREM:EX <Yvette.Marquis@gov.bc.ca>
Sent: June 25, 2021 2:07:36 PM PDT
Attachments: June 25 Daily Minister's Report.pdf, image002.jpg, Daily_HA-based_report_Jun_25_2021_final.docx

Good afternoon,

Attached please find today's full reports, including the complete BCCDC report.

Thank you.



COVID Response and Health Emergency Management Division
Ministry of Health

Email: COVID.CRHEM@gov.bc.ca

This email communication is intended solely for the person or entity to which it is addressed and may contain confidential and privileged information. Any review, dissemination or other use without the express written consent of the sender is prohibited. If you are not the intended recipient, please notify me by return email and delete this communication and any copies immediately. Thank you.

RE: Staffing for Parliamentary Secretaries

From: Wade, Debbie PREM:EX <Debbie.Wade@gov.bc.ca>
To: LP Senior Ministerial Advisors <SRMINADV@Victoria1.gov.bc.ca>, LP Ministerial Advisors <LPMAs@Victoria1.gov.bc.ca>, LP Administrative Coordinators <LPACS@Victoria1.gov.bc.ca>
Cc: LP Executive Assistants <LPEAS@Victoria1.gov.bc.ca>, LP Support Staff <LPSUPPORT@Victoria1.gov.bc.ca>
Sent: June 25, 2021 2:13:15 PM PDT
Attachments: PS Calendar Staffing document .docx

Thank you all for your quick responses. I have sent the attached list to Brett, so that he can begin setting up the calendars. My apologies for the few offices that have not had the opportunity to reply, I have entered in staff names on your behalf, and we can revise if needed.

Thanks!

Debbie Wade

**Executive Coordinator and Human Resources Liaison
to Amber Hockin – Deputy Chief of Staff to the Premier
778-974-6075**

From: Wade, Debbie PREM:EX
Sent: June 25, 2021 12:33 PM
To: LP Senior Ministerial Advisors <SRMINADV@Victoria1.gov.bc.ca>; LP Ministerial Advisors <LPMAs@Victoria1.gov.bc.ca>; LP Administrative Coordinators <LPACS@Victoria1.gov.bc.ca>
Cc: LP Executive Assistants <LPEAS@Victoria1.gov.bc.ca>; LP Support Staff <LPSUPPORT@Victoria1.gov.bc.ca>
Subject: Staffing for Parliamentary Secretaries

Good afternoon everyone;

Parliamentary Secretary Calendar UPDATE:

As you know, the Premiers Office, Caucus and Prem tech, have been working on trying to successfully migrate both the legislative calendar and the PS calendar onto one device. Unfortunately, we are still experiencing technical difficulties, and have not received the approval from OCIO to proceed. As it was always the intention for the Parliamentary Secretary's administrative support to be handled by the Minister's Offices, this role will now shift to the MO. As the legislative session is over, the demands to get PS meetings and events scheduled has escalated. This process will ensure that government business is being handled in the Minister's office.

Over the next week, Brett Trimble will work to set up the PSCal on the designated MO staff's computers, once that is completed, the MO staff will take over scheduling PS Events.

Could I please request again, the staff person in your office that will be supporting the administrative work for your PS. (Up to 2 names can be provided) Please send me those names ASAP

We would like to emphasize the importance of the MO staff to be in consultation with the LA and CA's, when scheduling any and all phone calls, meetings or events.

The interim process for scheduling PS Calendars will be as follows;

1. MO Staff will enter the event into the **Parliamentary Secretary's government calendar**.
2. MO Staff will **invite the LA & CA** to that meeting/ event.
3. Once accepted the LA / CA will move / copy the meeting into the PS Leg calendar with a Colour Code or by putting PS in front of the subject line.

This process will ensure that all offices are aware of the events being entered into the calendars, and will still allow the MLA to have all meetings on 1 device.

We would like to Joanna Groves and her team, the LA's and CA's, for carrying this load over the last 6 plus months. We very much appreciate their time and willingness to us help out.

Please let me know if you have any questions.

Thanks!

Debbie Wade
Executive Coordinator and Human Resources Liaison
to Amber Hockin – Deputy Chief of Staff to the Premier
778-974-6075

Minister's Office	Parliamentary Secretary	PS Role	Staff needing Access
AEST	<i>Andrew Mercier</i>	Skill Training	Tracy Amande Kathleen Fleurant Ngaire Lord
AFF	<i>Fin Donnelly</i>	Fisheries & Aquaculture	Lisa Oldham Ellora Sundhu
AG	<i>Rachna Singh</i>	Anti-Racism Initiatives	Paula Demelo Nicole Normand Tanera Nanninga
Env & Climate Change	<i>Kelly Greene</i>	Environment	Sarah Shoquist Reamick Lo Alyssa Hrenyk
Finance	<i>Grace Lore</i>	Gender Equity	Lori Larson Christine White
FNRO	<i>Roly Russell</i>	Rural Development	Sam Newcombe Lisa Silverio Courtney Malo
Health	<i>PS Mable Elmore</i>	Senior Serv. & Long-term Care	Lucy Hansen Thuy Pham Kathy London Theresa Ho
JERI	<i>Brenda Bailey</i>	Technology & Innovation	Ilene Duguay Tessica Truong Stephanie Chang Brittany Flamank
Labour	<i>Adam Walker</i>	New Economy	Marina Zaed Kate Duncan
PSSG	<i>Jennifer Rice</i>	Emergency Preparedness	Andrew Douglas Samuel Newton
SDPR	<i>Niki Sharma Dan Coulter</i>	Comm. Dev & Non profit Accessibility	Sonja Leeuw
Tourism	<i>Bob D'Eith</i>	Arts & Film	Asia Munro Cindy Flesh

			Daniel Milner
--	--	--	----------------------

FW: FIBA Basketball Event Variance to PHO Gatherings and Events Order

From: Emerson, Brian P HLTH:EX <Brian.Emerson@gov.bc.ca>
To: Youngs, Kirsten R GCPE:EX <Kirsten.Youngs@gov.bc.ca>, Tounsi, Marielle GCPE:EX <Marielle.Tounsi@gov.bc.ca>, Holoiday, Leah GCPE:EX <Leah.Holoiday@gov.bc.ca>, MacDonald, Alex HLTH:EX <Alex.MacDonald@gov.bc.ca>, van Baarsen, Amanda HLTH:EX <Amanda.vanBaarsen@gov.bc.ca>
Cc: Naiman, Daniel HLTH:EX <Daniel.Naiman@gov.bc.ca>
Sent: June 25, 2021 2:55:54 PM PDT
FYI, this has just gone to the organizer.

Note the conditions, and that the spectators are just allowed July 1, 3 and 4. This is what the organizers requested.

Thanks.

Brian

Dr. Brian P. Emerson, Deputy Provincial Health Officer (acting)
BC Ministry of Health, PO Box 9648 Stn Prov Govt, Victoria, BC V8W 9P1
T 250.952.1701 C^{s.17} F. 250.952. 1713 brian.emerson@gov.bc.ca

From: Halicki, Ashley HLTH:EX <Ashley.Halicki@gov.bc.ca> **On Behalf Of** Henry, Bonnie HLTH:EX
Sent: June 25, 2021 2:50 PM
To: dena@basketballfestival.ca
Cc: Minister, TACS TACS:EX <TACS.Minister@gov.bc.ca>; semartin@uvic.ca; clinth@uvic.ca; ggrunwald@basketball.ca; Currie, David TACS:EX <David.Currie@gov.bc.ca>; Threlfall, Lia TACS:EX <Lia.Threlfall@gov.bc.ca>; Naiman, Daniel HLTH:EX <Daniel.Naiman@gov.bc.ca>; Schneider, Amy TACS:EX <Amy.Schneider@gov.bc.ca>; Emerson, Brian P HLTH:EX <Brian.Emerson@gov.bc.ca>; XT:HLTH Fyfe, Murray <murray.fyfe@viha.ca>; Cole.Diplock@viha.ca; Craig.Nowakowski@viha.ca; XT:HLTH Stanwick, Richard <richard.stanwick@viha.ca>
Subject: FIBA Basketball Event Variance to PHO Gatherings and Events Order

Dear Dena Coward, Friends of Victoria Basketball

Thank you for submitting your FIBA Olympic Qualifying Tournament Public Health Protocols document and requests for the following variances to the Provincial Health Officer *Gatherings and Events Order*:

Part E.1.a): A one-time tournament-long variance to the *Gathering and Events* order to allow for more than 50 persons to participate in a sport event (which includes coaches, managers, trainers, and other persons involved in an official capacity).

Part E.1.b) A one-time variance to the *Gathering and Events* order to allow for spectators to be present for an indoor sporting event on July 1, 3 and 4.

I have reviewed the public health protocols and spectator plan, and these have been reviewed by medical health officers and public health staff at Island Health. I have taken into consideration their input and expect that you are open to continuing to work with the local public health staff on any further details. In particular I note that the zoned approach ensures there is little interaction between athletes, support staff, and media from different zones, as well as strict testing protocols, distancing, and other well thought out public health measures.

I should note that, despite suspending my reconsideration of Orders on April 21, this variance is being considered in view of the fact that I was aware that variances for this tournament would need to be considered prior to my suspension of the reconsideration process.

Based on our review I am satisfied that adherence to your proposed plan, and adherence to further conditions required by the medical health officer will meet the objectives of the order to help against exposure and transmission of the SARS-CoV-1 virus. Therefore it is my opinion that the FIBA Olympic Qualifying Tournament can proceed for all tournament games, with the following conditions and as long as the safety plan is implemented and on the condition that the Public Health Agency of Canada provides a *Quarantine Act* exemption for the proposed 3-day modified quarantine. The conditions of this variance are:

1. There may be up to 10% of the available seats occupied by spectators on July 1, 3 and 4, subject to also being able to meet the physical distancing requirements in condition 2 below. The available seat count does not include seats that are not allocated for spectator use.
2. All spectators, unless they are in the same party, must maintain 2m distance from each other. This would mean two (2) empty rows between occupied rows, and four (4) empty seats between groups in the same party.
3. All spectators, unless they are in the same party, should maintain 2m distance from each other when out of their seat.
4. Spectators must maintain physical distance and separation from event staff, as per the event plan.
5. Organizers must ensure sufficient staff are present to prevent congregation in areas, such as the gate entrance, concessions, washrooms, general seating, and on exit of the venue
6. Masking is required at all times while in venue, except when eating and drinking, or unless individuals have an exemption per the [EPA mask mandate order](#).
7. Health screening measures as proposed undertaken prior to entering event. Temperature checks are not recommended.
8. No alcohol containing beverages may be sold or served at the event, including to spectators in box suites

Please note that this variance may be amended or withdrawn at any time by the Provincial Health Officer should conditions exist that warrant doing so in the interests of protecting public health. In addition, the local medical health officer may recommend additional conditions to this variance that I may impose.

For certainty, this variance will remain in effect and apply to the FIBA Olympic Qualifying Tournament as an order of the Provincial Health Officer, notwithstanding any subsequent changes to the Gatherings and Events Order.

In conclusion, pursuant to section 43 (3) (c) of the *Public Health Act* (excerpt below), I am varying the order to allow the FIBA Olympic Qualifying Tournament to proceed as proposed, according to the above conditions. The other conditions of the order, as applicable, continue to be in force.

If you have any questions or concerns about this decision, please let me know.

Public Health Act excerpt

Reconsideration of orders

43 (3) After considering a request for reconsideration, a health officer may do one or more of the following:

(a) reject the request on the basis that the information submitted in support of the request

(i) is not relevant, or

(ii) was reasonably available at the time the order was issued;

(b) delay the date the order is to take effect or suspend the order, if satisfied that doing so would not be detrimental to public health;

(c) confirm, rescind or vary the order.

Sincerely,

*Dr Bonnie Henry
Provincial Health Officer
Office of the PHO
Ministry of Health*

s.15; s.19

*Mailing address: PO Box 9648, STN PROV GOVT
Victoria, BC
V8W 9P4
Bonnie.henry@gov.bc.ca*

s.17; s.19
Phone:

I gratefully acknowledge that I live and work on the traditional unceded territory of the Lekwungen Peoples, specifically the Songhees and Esquimalt First Nations. Hay'sxw'qu Si'em

Warning: This email is intended only for the use of the individual or organization to whom it is addressed. It may contain information that is privileged or confidential. Any distribution, disclosure, copying, or other use by anyone else is strictly prohibited. If you have received this in error, please telephone or e-mail the sender immediately and delete the message.

BC Gov News - Joint statement on B.C.'s COVID-19 response, latest updates

From: noreply.newsondemand@gov.bc.ca
To: amanda.vanbaarsen@gov.bc.ca, van Baarsen, Amanda HLTH:EX
<Amanda.vanBaarsen@gov.bc.ca>
Sent: June 25, 2021 3:01:24 PM PDT

[banner](#)

Joint statement on B.C.'s COVID-19 response, latest updates

Dr. Bonnie Henry, B.C.'s provincial health officer, and Adrian Dix, Minister of Health, have issued the following joint statement regarding updates on the COVID-19 response in British Columbia:

► **READ MORE**

Emergency Preparedness, Government Operations, Health

[Manage your subscription](#)

[See more from BC Gov News](#)

Please do not respond to this message

COVID19 Tweets for Fri Jun 25

From: Cen, Calvin GCPE:EX <Calvin.Cen@gov.bc.ca>
To: hlth Ministerial and Executive Assistants <hlthmaea@Victoria1.gov.bc.ca>
Cc: Youngs, Kirsten R GCPE:EX <Kirsten.Youngs@gov.bc.ca>, Nelson, Tiffany GCPE:EX <Tiffany.Nelson@gov.bc.ca>, Belanger, Matthew GCPE:EX <Matthew.Belanger@gov.bc.ca>
Sent: June 25, 2021 3:03:51 PM PDT

Good afternoon,

Here are the COVID-19 tweets with a permalink to the joint statement for consideration today:

There are currently 108 people in hospital, 37 of whom are in critical care.

Full statement: <https://news.gov.bc.ca/24774>

Here is my joint statement w/ Dr. Bonnie Henry on today's #COVID19 updates in #BC: <https://news.gov.bc.ca/24774>

Calvin Cen 岑建榮 | Public Affairs Officer

Ministry of Health

Government Communications & Public Engagement

Mobile: 778-886-9397

Calvin.Cen@gov.bc.ca

FOR APPROVAL: BC hits one million virtual health visits

From: Lawrie, Hannah GCPE:EX <Hannah.Lawrie@gov.bc.ca>
To: hlth Ministerial and Executive Assistants <hlthmaea@Victoria1.gov.bc.ca>
Cc: Ferrier, Jeffrey GCPE:EX <Jeffrey.Ferrier@gov.bc.ca>, Machell, Aileen GCPE:EX <Aileen.Machell@gov.bc.ca>, Lindstein, Sarah GCPE:EX <Sarah.Lindstein@gov.bc.ca>
Sent: June 25, 2021 3:14:40 PM PDT
Attachments: NR_one_million_vhv_milestone_BC_0615.docx

Hi all,
PHSA has put together the attached NR to announce that British Columbia hit one million virtual health visits. Happy to move this into a provincial template and change it up a bit to fit our style – let me know what you think.
Thanks!

Hannah Lawrie | Communications Manager

Government Communications & Public Engagement
Ministry of Health
Office 250 952-2475
Cell 250 507-1340
(She/her)

NEWS RELEASE

For immediate release
June 16, 2021 (TBC)

Provincial Health Services Authority
Ministry of Health

British Columbia hits one million virtual health visits

Vancouver— Virtual health visits are not new to British Columbia, but once the COVID-19 pandemic hit, the number of virtual patient visits shot up from 1,500 to 20,000 per week, passing the one millionth mark last week.

In a recent survey conducted by Provincial Health Services Authority (PHSA) and its partners, patients gave virtual health visits high praise. Patients felt that virtual health visits made it easier and faster to access care, allowed the inclusion of family members, and saved them travel time and travel costs.

s.13 the transformation in health care delivery in B.C. has been remarkable. Virtual health visits have become essential for delivering care to people to keep them safe and healthy at home during COVID-19,” said Adrian Dix, Minister of Health. “Beyond the pandemic, virtual health visits will continue to be available to B.C. citizens as virtual health evolves in innovative and new ways.” TBC

Based on a recent analysis, it is estimated that the one million virtual health visits have saved patients in B.C. over 800,000 hours of travel time, over 22,000,000 kilometres traveled, and reduced the carbon footprint of our health care system by an estimated 8,000 tonnes.

For health care providers, the experience of offering virtual health visits to patients was also positive. Over 90 per cent of surveyed health care providers felt virtual health visits were an effective way to deliver care during a pandemic, that they could effectively communicate with patients, and that they would continue to use virtual health visits in the future.

“A key to having these virtual health visits available to citizens is the collaboration of leaders from the B.C. health sector who embarked on a provincially coordinated response in the early days of the pandemic,” said David Byres, interim president and CEO of PHSA. “Their partnerships.^{s.13} ways to keep providing^{s.13}” TBC

For the Palmers and the Juttens, two B.C. families living outside the Lower Mainland, virtual health has been a game changer for their children’s health care needs.

“I felt like we lived at BC Children’s prior to the pandemic, honestly. [Virtual health visits] have reduced her [Charlotte] stress one hundred per cent because she doesn’t have to travel,” said Christina Palmer, mother of Charlotte, a BC Children’s Hospital patient. “I’m very thankful that we have the opportunity to do the virtual appointments and we would continue virtual care in a heartbeat. We get the same level of care for Charlotte’s treatment that we would in person but we save a 14-hour round trip drive.”

Both families have children who are under the age of 10 and live with rare conditions that suppress their immune systems. The stress of traveling from their communities to BC Children’s Hospital for checkups exacerbated their symptoms. Being able to have checkups virtually from home has significantly reduced the children’s stress, and saved the families significant travel time and costs.

“The stress that comes with the travel to the hospital – all of Nolin’s health issues that happen during travel, the things we have to deal with when we get there – I don’t think we realized how stressful the travel was until we didn’t have to do it,” said Darlene Schopman, mother of Nolin, a BC Children’s

Hospital patient. “The change to using virtual health was a huge sense of relief. It also means Nolin’s Dad and I can join and be there together for many of the appointments.”

Throughout the pandemic, PHSA virtual and digital health teams have collaborated with the B.C. Ministry of Health, regional health authorities (First Nations Health, Vancouver Coastal Health, Fraser Health, Northern Health, Island Health and Interior Health), Doctors of BC, Rural Coordination Centre of BC and the ^{s.13} to ensure citizens of B.C. have access to virtual health to keep them safe and healthy.

Quotes:

Sarah Bell, chief operating officer of BC Children’s Hospital and Sunny Hill Health Centre

“Any type of travel with a sick child can be traumatic for the whole family. Virtual health saves that travel time, its cost, the impact it makes on the environment, and the toll it takes on a sick child as well as their support network. BC Children’s hit the ground running to provide virtual care during the pandemic and we will continue to make great strides – in virtual and in-person care – to best support our patients and their families into the future.”

Kathy Steegstra, Chief Virtual Health Officer, PHSA Office of Virtual Health

“In response to the urgency of COVID-19, the Office of Virtual Health joined forces with our provincial partners in an unprecedented collaboration. The result was the rapid deployment of virtual health solutions and resources -- what would normally take years to accomplish was done in weeks. The B.C. health sector acted as one team with one goal which was to help our providers continue to deliver care to patients across B.C. and keep them safe. The one millionth virtual health visit in B.C. is truly an important milestone of how far we’ve come as a province.”

Dr. Matthew Chow, president Doctors of BC

“The increased use of virtual visits this past year has allowed doctors to still provide timely and accessible care to patients in spite of the social restrictions in place. Virtual visits have proven to be more efficient than in-person visits in many instances – there’s no going back. But important considerations are required in navigating the road ahead to ensure that patients still receive the care they need, when they need it.”

Dr. John Pavlovich, Virtual Health Lead, Rural Coordination Centre of BC

“There have been few silver linings to this pandemic, but one that has emerged is the expedited rollout of Real-Time Virtual Support pathways for health care providers and patients in rural, remote, and Indigenous communities in B.C. The collaborative vision and efforts of numerous health care partners has resulted in the creation of a safety net that aims to ensure every British Columbian, no matter where they live in our province, can access timely, high-quality, compassionate health care closer to home.”

For access to full survey results, please contact the Office of Virtual Health at officeofvirtualhealth@phsa.ca. Select results of the virtual health survey are available as infographics:

- The patient survey infographic is available at [this link](#).

Read the full article with the Palmers’ and Juttens’ stories at this link [<link to longer article>](#).

The Provincial Health Services Authority plans, manages and evaluates selected specialty health care services across BC, working with the five regional health authorities, First Nations Health Authority and the Ministry of Health to deliver province-wide solutions that improve the health of British Columbians. For more information, visit www.phsa.ca or follow us @PHSAofBC.

The Office of Virtual Health is a service of the Provincial Health Services Authority. It leads and provides strategic direction and innovation for the overall virtual health initiative across PHSA. It works collaboratively with clinical, operational and corporate partners, and leads organization-wide planning, and facilitates transformation, including process redesign, change management, project management, education and reporting. For more information, visit the Office of Virtual Health [webpage](#).

BC Children's Hospital, a program of the Provincial Health Services Authority, provides expert care for the province's most seriously ill or injured youth, young adults, and children, including newborns. Child and Youth Mental Health provides a diverse range of specialized and one-of-a-kind tertiary mental health and substance use services for children, adolescents and young adults across the province. For more information, visit bcchildrens.ca or follow us on Twitter [@BCChildrensHosp](https://twitter.com/BCChildrensHosp).

-30-

For more information or to arrange an interview:

Media Kris Olsen
contact: Communications Officer
 Office of Virtual Health
 Provincial Health Services Authority
 Direct: 604-209-5785
 PHSA media line: 778-867-7472

Daily Vaccination Report - June 25, 2021

From: HLTH COVID CRHEM HLTH:EX <COVID.CRHEM@gov.bc.ca>
To: Dix, Adrian HLTH:EX <Adrian.Dix@gov.bc.ca>
Cc: Brown, Stephen R HLTH:EX <Stephen.Brown@gov.bc.ca>, van Baarsen, Amanda HLTH:EX <Amanda.vanBaarsen@gov.bc.ca>, MacDonald, Alex HLTH:EX <Alex.MacDonald@gov.bc.ca>, Pham, Thuy HLTH:EX <Thuy.Pham@gov.bc.ca>, Szabo, Maria HLTH:EX <Maria.Szabo@gov.bc.ca>, Pokorny, Peter HLTH:EX <Peter.Pokorny@gov.bc.ca>, Henry, Bonnie HLTH:EX <Bonnie.Henry@gov.bc.ca>, XT:Ballem, Penny HLTH:IN <pballem@telus.net>, XT:Lambrechts, Nicola GCPE:IN <nicola@nlkstrategies.ca>, Machell, Aileen GCPE:EX <Aileen.Machell@gov.bc.ca>, Ho, Theresa HLTH:EX <Theresa.Ho@gov.bc.ca>
Sent: June 25, 2021 3:28:38 PM PDT
Attachments: image002.jpg, Daily Vaccination Report June 25 2021.docx
Good afternoon,

Attached please find today's Vaccination Report.

Thank you.



COVID Response and Health Emergency Management Division
Ministry of Health

Email: COVID.CRHEM@gov.bc.ca

This email communication is intended solely for the person or entity to which it is addressed and may contain confidential and privileged information. Any review, dissemination or other use without the express written consent of the sender is prohibited. If you are not the intended recipient, please notify me by return email and delete this communication and any copies immediately. Thank you.

Daily Vaccination Supplement

COVID Response and Health Emergency Management Division

June 25, 2021



Ministry of
Health

CONFIDENTIAL - NOT FOR DISTRIBUTION

- 51,462 vaccination doses of all types administered in BC since last report
- 4,703,549 total vaccination doses of all types administered in BC to date
- Approximately 347,932 doses administered in pharmacies in BC to date

Vaccine administration in BC began on December 15, 2020

1: Total Vaccine Administration – All Types (as of June 24/23:59)								
Health Authority¹	Sites Providing Vaccination (last 24 hrs)²	New Doses Distributed (last 24 hrs)	Total Doses Distributed⁴	New Administered Doses (last 24 hrs)	Total Administered Doses	Individuals who Received Dose 1	Individuals who Received Dose 2⁷	Reallocated Doses
FHA	174	0	1,790,700	16,913	1,703,496	1,283,893	419,603	0
IHA	93	58,830	858,500	8,570	731,837	518,624	213,213	0
NHA	46	9,360	288,900	3,838	222,463	156,622	65,841	0
VCHA	91	0	1,273,210	12,686	1,168,851	924,077	244,774	0
VIHA	61	37,400	918,880	8,276	769,562	592,566	176,996	0
FNHA³	24	0	8,800	1,179	107,340	60,650	46,690	0
FHA+VCHA TOTAL	265	0	3,063,910	29,599	2,872,347	2,207,970	664,377	0
BC TOTAL	489	105,590	5,705,670⁵	51,462⁶	4,703,549	3,536,432	1,167,117	0

¹ Based on HA that administered vaccine.

² Only sites that were open during the last 24-hour period are reported.

³ FNHA vaccine administration is from both FNHA-distributed doses and RHA-distributed doses. Regional HA vaccine supply is being used in First Nations communities.

⁴ Total Doses received by the health authorities of Astra Zeneca are currently being updated and have not been included in provincial HA totals.

⁵ Total Doses Distributed includes 448,000 AstraZeneca, 18,720 Pfizer and 99,960 Moderna doses that are in the process of being distributed. Some of these doses are held in reserve by the BCCDC and are being confirmed through a reconciliation process.

⁶ New Administered Doses in today's report does not include approximately 20,035 doses that were administered on June 24th due to delays with data integration.

⁷ Reporting the allocation of vaccinations between dose 1 and dose 2 reflects instances when an individual is administered two different types of vaccines.

BC Total Vaccine Administration Totals from Previous Four Business Days								
23-Jun	487	457,760	5,600,080	81,934	4,652,087	3,530,063	1,122,024	0
22-Jun	524	114,380	5,120,060	58,230	4,570,153	3,518,243	1,051,910	0
21-Jun	430	0	5,005,680	75,491	4,511,923	3,510,731	1,001,192	0
20-Jun	104	0	5,005,680	140,281	4,436,432	3,501,031	935,401	0

CONFIDENTIAL - NOT FOR DISTRIBUTION

- 14,728 doses of Pfizer vaccine administered in BC since last report
- 3,392,125 total doses of Pfizer vaccine administered in BC to date

Pfizer vaccine administration began on December 15, 2020

2: Pfizer Vaccine Administration (as of June 24/23:59)								
Health Authority¹	Sites Providing Vaccination (last 24 hrs)²	New Doses Distributed (last 24 hrs)	Total Doses Distributed⁴	New Administered Doses (last 24 hrs)	Total Administered Doses	Individuals who Received Dose 1	Individuals who Received Dose 2	Reallocated Doses
FHA	35	0	1,342,965	2,856	1,229,596	929,904	299,692	0
IHA	35	43,290	593,880	1,242	546,392	406,753	139,639	0
NHA	16	9,360	177,345	2,046	160,012	114,601	45,411	0
VCHA	26	0	941,070	7,257	862,942	687,904	175,038	0
VIHA	18	23,400	629,850	683	555,393	455,078	100,315	0
FNHA³	11	0	0	644	37,790	22,336	15,454	0
FHA+VCHA TOTAL	61	0	2,284,035	10,113	2,092,538	1,617,808	474,730	0
BC TOTAL	141	76,050	3,703,830	14,728	3,392,125	2,616,576	775,549	0

¹ Based on HA that administered vaccine.

² Only sites that were open during the last 24-hour period are reported.

³ FNHA vaccine administration is from both FNHA-distributed doses and RHA-distributed doses. Regional HA vaccine supply is being used in First Nations communities.

⁴ Total Doses Distributed includes 18,720 doses currently with the BCCDC awaiting distribution to HAs. Some of these doses are held in reserve by the BCCDC and are being confirmed through a reconciliation process.

BC Pfizer Vaccine Administration Totals from Previous Four Business Days								
23-Jun	134	243,360	3,627,780	19,144	3,377,397	2,614,386	763,011	0
22-Jun	147	0	3,384,420	17,608	3,358,253	2,610,732	747,521	0
21-Jun	119	0	3,384,420	33,183	3,340,645	2,608,293	732,352	0
20-Jun	54	0	3,384,420	111,685	3,307,462	2,603,730	703,732	0

CONFIDENTIAL - NOT FOR DISTRIBUTION

- 33,825 doses of Moderna vaccine administered in BC since last report
- 941,153 total doses of Moderna vaccine administered in BC to date

Moderna vaccine administration began on December 29, 2020

3: Moderna Vaccine Administration (as of June 24/23:59)								
Health Authority¹	Sites Providing Vaccination (last 24 hrs)²	New Doses Distributed (last 24 hrs)	Total Doses Distributed	New Administered Doses (last 24 hrs)	Total Administered Doses	Individuals who Received Dose 1	Individuals who Received Dose 2	Reallocated Doses
FHA	29	0	447,735	12,568	282,574	210,507	72,067	0
IHA	40	15,540	264,620	7,026	155,461	87,881	67,580	0
NHA	17	0	111,555	1,617	44,030	29,597	14,433	0
VCHA	17	0	332,140	4,723	206,234	161,226	45,008	0
VIHA	23	14,000	289,030	7,355	183,393	115,644	67,749	0
FNHA³	13	0	8,800	536	69,461	38,230	31,231	0
FHA+VCHA TOTAL	46	0	779,875	17,291	488,808	371,733	117,075	0
BC TOTAL	139	29,540	1,553,840⁴	33,825	941,153	643,085	298,068	0

¹ Based on HA that administered vaccine.

² Only sites that were open during the last 24-hour period are reported.

³ FNHA vaccine administration is from both FNHA-distributed doses and RHA-distributed doses. Regional HA vaccine supply is being used in First Nations communities.

⁴ Total Doses Distributed includes 99,960 doses currently with the BCCDC awaiting distribution to HAs. Some of these doses are held in reserve by the BCCDC and are being confirmed through a reconciliation process.

BC Moderna Vaccine Administration Totals from Previous Four Business Days								
23-Jun	135	204,400	1,524,300	59,602	907,328	639,004	268,324	0
22-Jun	131	114,380	1,297,640	36,981	847,726	630,922	216,804	0
21-Jun	95	0	1,183,260	28,958	810,745	625,986	184,759	0
20-Jun	48	0	1,183,260	27,392	781,787	621,202	160,585	0

CONFIDENTIAL - NOT FOR DISTRIBUTION

- 2,909 doses of AstraZeneca vaccine administered in BC pharmacies since last report
- 370,271 total doses of AstraZeneca vaccine administered in BC to date

AstraZeneca vaccine administration began on March 15, 2021

4: AstraZeneca Vaccine Administration (as of June 24/23:59)								
Health Authority¹	Sites Providing Vaccination (last 24 hrs)²	New Doses Distributed (last 24 hrs)	Total Doses Distributed⁴	New Administered Doses (last 24 hrs)	Total Administered Doses	Individuals who Received One Dose	Individuals who Received Dose 2	Reallocated Doses
FHA	110	0	0	1,489	191,326	143,482	47,844	0
IHA	18	0	0	302	29,984	23,990	5,994	0
NHA	13	0	0	175	18,421	12,424	5,997	0
VCHA	48	0	0	706	99,675	74,947	24,728	0
VIHA	20	0	0	238	30,776	21,844	8,932	0
FNHA³	0	0	0	-1 ⁵	89	84	5	0
FHA+VCHA TOTAL	158	0	0	2,195	291,001	218,429	72,572	0
BC TOTAL	209	0	448,000	2,909	370,271	276,771	93,500	0

¹ Based on HA that administered vaccine.

² Only sites that were open during the last 24-hour period are reported.

³ FNHA vaccine administration is from both FNHA-distributed doses and RHA-distributed doses. Regional HA vaccine supply is being used in First Nations communities.

⁴ Total doses received by the health authorities of Astra Zeneca are currently being updated.

⁵ Negative value reflects a data correction of new administered doses from a prior period.

BC AstraZeneca Vaccine Administration Totals from Previous Four Business Days								
23-Jun	218	10,000	448,000	3,188	367,362	276,673	90,689	0
22-Jun	246	0	438,000	3,641	364,174	276,589	87,585	0
21-Jun	216	0	438,000	13,350	360,533	276,452	84,081	0
20-Jun	2	0	438,000	1,204	347,183	276,099	71,084	0

FLAGGING - IN on Peace Arch Hospital Maternity Diversion

From: Machell, Aileen GCPE:EX <Aileen.Machell@gov.bc.ca>
To: hlth Ministerial and Executive Assistants <hlthmaea@Victoria1.gov.bc.ca>
Sent: June 25, 2021 4:05:09 PM PDT
Attachments: IN_Fraser Health PAH Maternity diversion_June 23 2021_FINAL.docx

Hello,
Flagging the attached issues note.

July 8-19, Peace Arch Hospital in Fraser Health is expected to divert all maternity patients requiring pediatric services to other hospitals due to lack of pediatrician coverage.

Patients will be diverted primarily to Langley Memorial Hospital and other Fraser Health sites if necessary.

Let me know if you need more information.

Thuy – would you like to flag for the Minister?

Thanks!

Aileen Machell (she/her)
Communications Director
Health Communications
250-361-5381

ADVICE TO MINISTER

CONFIDENTIAL ISSUES NOTE Ministry: Health Date: June 25, 2021 Minister Responsible: Adrian Dix	Maternity Diversion at Peace Arch Hospital Due to Pediatrician Shortage
---	--

ISSUE SUMMARY:

- July 8-19, Peace Arch Hospital in Fraser Health is expected to divert all maternity patients requiring pediatric services to other hospitals due to lack of pediatrician coverage.
- Patients will be diverted primarily to Langley Memorial Hospital and other Fraser Health sites if necessary.

BACKGROUND REGARDING THE ISSUE:

- Since 2019, Peace Arch Hospital has only had non-continuous pediatric maternity service, meaning 24/7 coverage is interrupted periodically due to pediatrician shortage.
- Emergency coverage to patients without a pediatrician is provided by a pediatrician group through a Medical On-Call Availability Program (MOCAP) contract.
- On June 14th, Fraser Health was notified pediatrician coverage will not be available at Peace Arch Hospital July 8-19, except for a 12-hour period. Fraser Health could not secure coverage from other pediatricians in the region.
- Patients will be notified by their physicians or midwives to discuss their birth plan and ensure continued high-quality care during the diversion.
- Expectant mothers arriving in labour at the Peace Arch Hospital emergency department will be assessed before being transferred to another location.
- Children requiring emergency care at Peace Arch Hospital will be cared for by emergency department physicians and transferred to a site with pediatric services if required.
- Historically low pediatric patient volumes at Peace Arch Hospital contributes to the difficulty recruiting pediatricians who can find work elsewhere with higher compensation.
- Peace Arch Hospital had approximately 800 deliveries last year, and approximately 1,000 the year before.

ADVICE AND RECOMMENDED RESPONSE:

- **We know it's challenging for parents when hospitals are put on maternity diversion – people want to give birth as close to their home as possible.**

- **However, we must put the safety of those that are pregnant and their babies foremost in our planning – so there are times – for staffing and other reasons, that hospitals must go on maternity diversion.**
- **Temporary diversions are a regular operating procedure used when there is a gap in service that can be filled using BC’s extensive network of hospitals and health care services.**
- **The ministry is continuing to work with health authorities and other partners to align the number, type and location of health-care workers to meet patient and population needs across the province.**
- **The ministry is specifically working with FH and Peace Arch Hospital Pediatrics department to stabilize services with a physician contract that will support a full pediatric service.**
- **Our government is working to address the needs of patients and care providers through our new primary health-care strategy.**
- **At the heart of the strategy is a new focus on team-based care. Working in teams, health-care providers can:**
 - **Offer longer or more convenient hours for patients.**
 - **Deliver additional services like patient education,**
 - **Provide patients with support in self-managing their health care,**
 - **Offer maternity care that transitions into family health care; and**
 - **Be responsible for coordinating their patients’ care as a team.**

Communications Contact: Jill Nessel

Reviewer:

Program Area Contact:

File Created: June 23, 2021

File Updated: June 25, 2021

RE: FLAGGING - IN on Peace Arch Hospital Maternity Diversion

From: Pham, Thuy HLTH:EX <Thuy.Pham@gov.bc.ca>
To: Machell, Aileen GCPE:EX <Aileen.Machell@gov.bc.ca>, hlth Ministerial and Executive Assistants <hlthmaea@Victoria1.gov.bc.ca>
Sent: June 25, 2021 4:08:39 PM PDT
Thanks Aileen, will do
Thuy

From: Machell, Aileen GCPE:EX <Aileen.Machell@gov.bc.ca>
Sent: June 25, 2021 4:05 PM
To: hlth Ministerial and Executive Assistants <hlthmaea@Victoria1.gov.bc.ca>
Subject: FLAGGING - IN on Peace Arch Hospital Maternity Diversion

Hello,
Flagging the attached issues note.

July 8-19, Peace Arch Hospital in Fraser Health is expected to divert all maternity patients requiring pediatric services to other hospitals due to lack of pediatrician coverage.

Patients will be diverted primarily to Langley Memorial Hospital and other Fraser Health sites if necessary.

Let me know if you need more information.

Thuy – would you like to flag for the Minister?

Thanks!

Aileen Machell (she/her)
Communications Director
Health Communications
250-361-5381

June 25 COVID-19 Media Report

From: Tounsi, Marielle GCPE:EX <Marielle.Tounsi@gov.bc.ca>
To: Dix, Adrian HLTH:EX <Adrian.Dix@gov.bc.ca>
Cc: van Baarsen, Amanda HLTH:EX <Amanda.vanBaarsen@gov.bc.ca>, MacDonald, Alex HLTH:EX <Alex.MacDonald@gov.bc.ca>, Brown, Stephen R HLTH:EX <Stephen.Brown@gov.bc.ca>, Moulton, Holly HLTH:EX <Holly.Moulton@gov.bc.ca>, Pham, Thuy HLTH:EX <Thuy.Pham@gov.bc.ca>, Szabo, Maria HLTH:EX <Maria.Szabo@gov.bc.ca>, Cen, Calvin GCPE:EX <Calvin.Cen@gov.bc.ca>, Copeland, Kimberly GCPE:EX <Kimberly.Copeland@gov.bc.ca>, Ferrier, Jeffrey GCPE:EX <Jeffrey.Ferrier@gov.bc.ca>, Holoiday, Leah GCPE:EX <Leah.Holoiday@gov.bc.ca>, Nelson, Tiffany GCPE:EX <Tiffany.Nelson@gov.bc.ca>, Northey, Krystal GCPE:EX <Krystal.Northey@gov.bc.ca>, Tounsi, Marielle GCPE:EX <Marielle.Tounsi@gov.bc.ca>, Youngs, Kirsten R GCPE:EX <Kirsten.Youngs@gov.bc.ca>, GCPE Communications - Health <CommH@Victoria1.gov.bc.ca>, Machell, Aileen GCPE:EX <Aileen.Machell@gov.bc.ca>
Sent: June 25, 2021 5:01:09 PM PDT

Good evening Minister,

Today's media report is below.

Thank you,

Marielle Tounsi

Completed: 18

Nich Johansen - Castanet (Kelowna)
ISSUE: DBH interview request - IH tour
STATUS: Provided Background

- Dr. Henry was in the Interior on Thursday and Friday to meet with frontline workers and thank them for the work they are doing to help keep people safe.

Nich Johansen - Castanet (Kelowna)
ISSUE: DBH interview request - IH tour
STATUS: Unavailable for Interview

- DBH unavailable for interview

Marcella Bernardo - News 1130
ISSUE: Surrey care home outbreak - were they vaccinated?
STATUS: Referred to Third Party

- Referred to FH

Justin McElroy - CBC - Victoria
ISSUE: CDC - Proactively providing breakthrough data
STATUS: Provided Background

- Updated breakthrough case data will be posted in Tuesday's data summary on the BCCDC data webpage - <http://www.bccdc.ca/health-info/diseases-conditions/covid-19/data#summary>.

Sarah Grochowski - Black Press Media
ISSUE: Deleted B.C. Gov tweet asking people to tag unvaccinated friends, family
STATUS: Provided Statement

- The language used in this specific post was not appropriate, and we apologize for the mistake. We have deleted the post on Twitter and are working with staff to ensure this does not happen again. The B.C. government takes the protection of people's privacy seriously.

As we've done throughout the pandemic, we continue to encourage people to get vaccinated and ask people to reach out to their friends and family members to help them register to get vaccinated.

Monica Lamb-Yorski - Williams Lake Tribune

ISSUE: DBH Northern/Interior Health Tour

STATUS: Provided Background

- Let reporter know that DBH won't be in Williams Lake

Georgie Smyth - CBC - National

ISSUE: Mask rules as of July 1

STATUS: Provided Background

- As we move towards step 3 of our Restart Plan, we will have more to say about rules surrounding PPE and mask wearing.

Salim Jiwa - Vancouverite

ISSUE: What is the total number of BC folks aged 12+ eligible to receive the Covid-19 vaccines?

STATUS: Provided Background

- 4.6 million

Salim Jiwa - Vancouverite

ISSUE: Pfizer shipment expectations

STATUS: Provided Background

- The federal distribution webpage should be helpful for you:
<https://www.canada.ca/en/public-health/services/diseases/2019-novel-coronavirus-infection/prevention-risks/covid-19-vaccine-treatment/vaccine-rollout.html>

Tom Popyk - CBC - Kelowna

ISSUE: Shipping industry call for immunizing seafarers

STATUS: Provided Background

- The Province is working hard to make sure all eligible people in British Columbia can get vaccinated. We have reached out to a number of worker groups and workplaces to better understand how we can help get more people vaccinated, including seafarers.

Stephanie Liu - CTV - Vancouver

ISSUE: Does "currently hospitalized" figure include ICU numbers?

STATUS: Provided Background

- The 41 is out of the 109.

You can also see that reflected in the language in the daily statement:

109 individuals are currently hospitalized, 41 of whom are in intensive care.

<https://news.gov.bc.ca/releases/2021HLTH0043-001219>

Mary Griffin - CHEK TV - Victoria

ISSUE: Olympic qualifying basketball tournament

STATUS: Provided Background

- The submission requesting spectators for 10% of the venue capacity has recently been submitted to the Provincial Health Officer and is under review.

The Provincial Health Officer plans to have an answer in the coming days.

Marcella Bernardo - News 1130

ISSUE: Breakthrough data

STATUS: Provided Background

- Updated breakthrough case data will be posted in Tuesday's data summary on the BCCDC data webpage - <http://www.bccdc.ca/health-info/diseases-conditions/covid-19/data#summary>.

Derek Kilbourn - Gabriola Sounder (Gabriola Island)

ISSUE: Masks mandated in specific organizations

STATUS: Provided Background

- The Province's priority throughout this pandemic has been keeping people safe. We are staying flexible, monitoring data and keeping the health and safety of British Columbians at the forefront of our decision making.

Currently we are in step 2 of BC's Restart Plan where physical distancing and masks continue to be required in public indoor settings. BC's Restart Plan is guided by the best advice of public health professionals about what is safe given our current situation and what we expect in the coming weeks.

As we move towards step 3 of our Restart Plan, we will have more to say about rules surrounding PPE and mask wearing.

Joel Senick - Global - Calgary

ISSUE: Vaccine passport for travel this summer

STATUS: Provided Background

- As countries around the world get closer to restarting day-to-day activities, some are requiring digital or paper proof of COVID-19 health status. We are working with the federal government and other provinces and territories on what a vaccine credential would look like for Canadians planning international travel.

While we work with the federal government on a vaccine passport for international travel, the province is not considering a passport for inter-provincial travel.

Currently we are in step 2 of BC's Restart plan where we are only allowing recreational travel within B.C. - <https://www2.gov.bc.ca/gov/content/covid-19/travel/current>

Inter-provincial recreational travel may reopen once we move to step 3 of our restart plan. See more information on BC's Restart here - <https://www2.gov.bc.ca/gov/content/covid-19/info/restart>

Owen Gibbs - The Ubysey

ISSUE: UBC not requiring vaccination for students

STATUS: Provided Background

- Vaccines are our ticket to ending this pandemic. While vaccines are not mandatory in B.C., we encourage everyone to get immunized. This decision, like all decisions made during the pandemic, are based on the latest science and evidence, along with the advice from the Provincial Health Officer.

Getting immunized is a personal health choice. For some, underlying health conditions, religious backgrounds, or personal choice may lead them to not get vaccinated.

The Province will continue to engage with British Columbians, provide the latest information and encourage everyone eligible to get vaccinated. We have had tremendous success so far, with more than 4.5 million doses administered to date.

Richard Zussman - Global TV | BC

ISSUE: mixing and matching doses for pregnant people

STATUS: Provided Background

- Dr. Henry says no specific guidance on mixing/matching for pregnant people. She notes that we do not have concerns about mixing and matching for anyone.

Jeff Andreas - Radio NL

ISSUE: UPDATED INTERVIEW REQ - Step 3, Interior Health lagging on case and vaccine improvement, cancer care in Kamloops

STATUS: Scheduled Interview

- scheduled interview with MD

Outstanding: 8

Myles Dichter - CBC Sports;

Richard Zussman - Global TV | BC;

Mary Griffin - CHEK TV - Victoria

ISSUE: spectators at FIBA basketball tournament

STATUS: With GCPE

Ria Renouf - CITY TV

ISSUE: CDC - Woman allergic to mRNA not able to get AZ either

STATUS: With Program Area

Rebecca Cuneo Keenan - Freelancer

ISSUE: RU - Best practices for parents of unvaccinated children this summer

STATUS: With Minister's Office

Emad Agahi - Global News

ISSUE: RU - Vaccination percentage breakdown by HA

STATUS: With Minister's Office

Nana Yeboah - CBC

ISSUE: Racialized COVID data

STATUS: With Program Area

Brishti Basu - Capital Daily; Mary Brooke - Island Social Trends

ISSUE: CDC - Delta variant locations

STATUS: With Program Area

Re: FOR MINCAL - CHNL interview Wed

From: Hansen, Lucy HLTH:EX <Lucy.Hansen@gov.bc.ca>
To: Tounsi, Marielle GCPE:EX <Marielle.Tounsi@gov.bc.ca>
Cc: London, Kathy HLTH:EX <Kathy.London@gov.bc.ca>, van Baarsen, Amanda HLTH:EX <Amanda.vanBaarsen@gov.bc.ca>, MacDonald, Alex HLTH:EX <Alex.MacDonald@gov.bc.ca>, Machell, Aileen GCPE:EX <Aileen.Machell@gov.bc.ca>, Youngs, Kirsten R GCPE:EX <Kirsten.Youngs@gov.bc.ca>, Holoiday, Leah GCPE:EX <Leah.Holoiday@gov.bc.ca>, SoroChan, Craig GCPE:EX <Craig.SoroChan@gov.bc.ca>
Sent: June 25, 2021 5:25:19 PM PDT
I sure can once I get home

Sent from my iPhone

On Jun 25, 2021, at 5:07 PM, Tounsi, Marielle GCPE:EX <Marielle.Tounsi@gov.bc.ca> wrote:

Hi Lucy,

Can we please put the below details into Minister Dix's calendar for the CHNL interview on Wed?

Interview with Minister Dix: CHNL

Date: June 30
Host: Jeff Andreas
Time: 10am
Location: Over the phone
Format: Pretape – one on one – 7-10 minutes
Phone: 250 374-1610
Back up contact: 250 571-5225
Topics: Step 3 of restart, Interior needing progress on COVID both case and vaccine wise, cancer care clinic in Kamloops

Thanks,

Marielle Tounsi | Public Affairs Officer
Government Communications and Public Engagement
Ministry of Public Safety and Solicitor General
Cell: (778) 584-1255
Pronouns: she, her, hers

I gratefully acknowledge that I live and work on the traditional unceded territory of the Lekwungen Peoples, specifically the Songhees and Esquimalt First Nations.

Re: HLTH Announcements

From: Lawrie, Hannah GCPE:EX <Hannah.Lawrie@gov.bc.ca>
To: Pham, Thuy HLTH:EX <Thuy.Pham@gov.bc.ca>
Cc: Machell, Aileen GCPE:EX <Aileen.Machell@gov.bc.ca>, hlth Ministerial and Executive Assistants <hlthmaea@Victoria1.gov.bc.ca>, Ferrier, Jeffrey GCPE:EX <Jeffrey.Ferrier@gov.bc.ca>
Sent: June 25, 2021 8:36:56 PM PDT
Attachments: image001.jpg

Thanks Thuy - this is super helpful.

Burnaby: yes, we can move quickly on this one as long as the calendar team is ok with being nimble on the NR timing. I will confirm with them to be sure.

Mills: we're chatting with NH on Monday and will update you following that. As mentioned, we're also chatting with Marlene.

Victoria Primary Care: Option 1 sounds good but I'll confirm with the events team and Island.

Thanks again Thuy - please let me know if you need anything else and chat soon :)

Sent from my iPhone

On Jun 25, 2021, at 6:45 PM, Pham, Thuy HLTH:EX <Thuy.Pham@gov.bc.ca> wrote:

Hi Hannah and Aileen,

It is the end of the week!!!! Sorta. Sorry I'm being redundant, and sending another similar email—but wanted to get all of us looped in as I've got a chance to discuss with Minister and he's agreed on timing and format. Given the time sensitivity for them, I am including our ideal event format plus an alternative so that hopefully we can secure the preferred dates with HQ ***fingers crossed*** I would appreciate your feedback on what is an isn't possible before sending this off to Rick's team.

Thank you,

Thuy

Burnaby Hospital Redevelopment – Selection of the preferred proponent and budget lift – next week

Format: NR, with quotes from the MLAs and exclusive with Global and Burnaby Now

When: dependent on completion of contract signing – Jun 30/July 1

- Because MD would like to do an exclusive, we can consider doing the exclusive on the day the contract signing completes and the NR to go out the following day. Is this suggested timeline enough to allow for behind the scenes work from comms?

Mills Memorial Hospital – construction begins – July 5/6th

Format: A couple of options, but the main visual we want to see is the community of Terrace together to celebrate this

Option 1 – Will need your advice if this is logistically/technologically possible. This will require full support from GCPE Events and NH. In the interest of having the Mills Memorial Hospital go out at our preferred date, we can go with option 2 which requires a little less support on the Events side.

- Virtual Zoom event, with live broadcast on Youtube. Media invited for QA.
- Visuals to include: 1 screen for Minister; 1 screen for folks outside of the Mills Memorial Hospital; plus additional screens for each speaker if they are not joining the people at Mills Memorial Hospital. (Is the Heiltsuk announcement format with Minister Murray Rankin possible if we can get Minister Dix into VCO?)

Option 2

- Virtual Zoom meeting, with everyone invited to the Zoom call, including media.

- Similar to the CGM community engagement/announcement, everyone who wishes will have an opportunity to speak and ask questions. This time, including media as they will be invited. However, we'll have a more structured agenda and delineate time for FN Blessing, and time for key speakers to say a few words.
- As media is invited and able to ask questions at this zoom meeting, I don't anticipate the need to pitch our validators... but if you think it's a good idea, I would be inclined to agree
- Support required: I understand that the week of July 5 may be a busy one for events. If we go with this option, MO is able to organise the meeting. As for moderating media QA, perhaps NH comms can provide assistance with that.

When: Monday, July 5 or Tuesday, July 6 (whichever day does not have the COVID-19 media avail).

s.13

Re: HLTH Announcements

From: Lawrie, Hannah GCPE:EX <Hannah.Lawrie@gov.bc.ca>
To: Pham, Thuy HLTH:EX <Thuy.Pham@gov.bc.ca>
Cc: Machell, Aileen GCPE:EX <Aileen.Machell@gov.bc.ca>, hlth Ministerial and Executive Assistants <hlthmaea@Victoria1.gov.bc.ca>, Ferrier, Jeffrey GCPE:EX <Jeffrey.Ferrier@gov.bc.ca>
Sent: June 25, 2021 8:39:50 PM PDT
Attachments: image001.jpg
Just had an update about Burnaby - I'll keep you posted as I hear more:

Quick update - doesn't look like we'll be able to close on Tuesday but the project team is still trying. We'll work over the weekend and regroup on Monday to make the final call.

Sent from my iPhone

On Jun 25, 2021, at 6:45 PM, Pham, Thuy HLTH:EX <Thuy.Pham@gov.bc.ca> wrote:

Hi Hannah and Aileen,

It is the end of the week!!!! Sorta. Sorry I'm being redundant, and sending another similar email—but wanted to get all of us looped in as I've got a chance to discuss with Minister and he's agreed on timing and format. Given the time sensitivity for them, I am including our ideal event format plus an alternative so that hopefully we can secure the preferred dates with HQ ***fingers crossed*** I would appreciate your feedback on what is an isn't possible before sending this off to Rick's team.

Thank you,
Thuy

Burnaby Hospital Redevelopment – Selection of the preferred proponent and budget lift – next week

Format: NR, with quotes from the MLAs and exclusive with Global and Burnaby Now

When: dependent on completion of contract signing – Jun 30/July 1

- Because MD would like to do an exclusive, we can consider doing the exclusive on the day the contract signing completes and the NR to go out the following day. Is this suggested timeline enough to allow for behind the scenes work from comms?

Mills Memorial Hospital – construction begins – July 5/6th

Format: A couple of options, but the main visual we want to see is the community of Terrace together to celebrate this

Option 1 – Will need your advice if this is logistically/technologically possible. This will require full support from GCPE Events and NH. In the interest of having the Mills Memorial Hospital go out at our preferred date, we can go with option 2 which requires a little less support on the Events side.

- Virtual Zoom event, with live broadcast on Youtube. Media invited for QA.
- Visuals to include: 1 screen for Minister; 1 screen for folks outside of the Mills Memorial Hospital; plus additional screens for each speaker if they are not joining the people at Mills Memorial Hospital. (Is the Heiltsuk announcement format with Minister Murray Rankin possible if we can get Minister Dix into VCO?)

Option 2

- Virtual Zoom meeting, with everyone invited to the Zoom call, including media.
- Similar to the CGM community engagement/announcement, everyone who wishes will have an opportunity to speak and ask questions. This time, including media as they will be invited. However, we'll have a more structured agenda and delineate time for FN Blessing, and time for key speakers to say a few words.

- As media is invited and able to ask questions at this zoom meeting, I don't anticipate the need to pitch our validators... but if you think it's a good idea, I would be inclined to agree
- Support required: I understand that the week of July 5 may be a busy one for events. If we go with this option, MO is able to organise the meeting. As for moderating media QA, perhaps NH comms can provide assistance with that.

When: Monday, July 5 or Tuesday, July 6 (whichever day does not have the COVID-19 media avail).

s.13



RE: FOR MINCAL - CHNL interview Wed

From: Hansen, Lucy HLTH:EX <Lucy.Hansen@gov.bc.ca>
To: Tounsi, Marielle GCPE:EX <Marielle.Tounsi@gov.bc.ca>, London, Kathy HLTH:EX <Kathy.London@gov.bc.ca>, van Baarsen, Amanda HLTH:EX <Amanda.vanBaarsen@gov.bc.ca>, MacDonald, Alex HLTH:EX <Alex.MacDonald@gov.bc.ca>
Cc: Machell, Aileen GCPE:EX <Aileen.Machell@gov.bc.ca>, Youngs, Kirsten R GCPE:EX <Kirsten.Youngs@gov.bc.ca>, Holoiday, Leah GCPE:EX <Leah.Holoiday@gov.bc.ca>, Sorochoan, Craig GCPE:EX <Craig.Sorochoan@gov.bc.ca>
Sent: June 25, 2021 9:59:10 PM PDT
Attachments: image001.png
Done



Lucy Hansen

Administrative Coordinator to the
Honourable Adrian Dix
Minister of Health &
Minister Responsible for Francophone Affairs
Direct: 778-974-6008
Office: 250-953-3547
E-mail: Lucy.Hansen@gov.bc.ca
Pronouns: *she/hers*

In British Columbia, the Office of the Registrar of Lobbyists is responsible for monitoring and enforcing compliance with the Lobbyists Registration Act. To ensure that you are in compliance with the registration requirements for lobbyists under the Act please contact the Office of the Registrar of Lobbyists at: <https://www.lobbyistsregistrar.bc.ca/>.

From: Tounsi, Marielle GCPE:EX <Marielle.Tounsi@gov.bc.ca>
Sent: June 25, 2021 5:08 PM
To: Hansen, Lucy HLTH:EX <Lucy.Hansen@gov.bc.ca>; London, Kathy HLTH:EX <Kathy.London@gov.bc.ca>; van Baarsen, Amanda HLTH:EX <Amanda.vanBaarsen@gov.bc.ca>; MacDonald, Alex HLTH:EX <Alex.MacDonald@gov.bc.ca>
Cc: Machell, Aileen GCPE:EX <Aileen.Machell@gov.bc.ca>; Youngs, Kirsten R GCPE:EX <Kirsten.Youngs@gov.bc.ca>; Holoiday, Leah GCPE:EX <Leah.Holoiday@gov.bc.ca>; Sorochoan, Craig GCPE:EX <Craig.Sorochoan@gov.bc.ca>
Subject: FOR MINCAL - CHNL interview Wed

Hi Lucy,

Can we please put the below details into Minister Dix's calendar for the CHNL interview on Wed?

Interview with Minister Dix: CHNL

Date: June 30
Host: Jeff Andreas
Time: 10am
Location: Over the phone
Format: Pretape – one on one – 7-10 minutes
Phone: 250 374-1610
Back up contact: 250 571-5225
Topics: Step 3 of restart, Interior needing progress on COVID both case and vaccine wise, cancer care clinic in Kamloops

Thanks,

Marielle Tounsi | Public Affairs Officer
Government Communications and Public Engagement
Ministry of Public Safety and Solicitor General

Cell: (778) 584-1255
Pronouns: she, her, hers

I gratefully acknowledge that I live and work on the traditional unceded territory of the Lekwungen Peoples, specifically the Songhees and Esquimalt First Nations.

RE: Hold for Wednesday, 10 am

From: Hansen, Lucy HLTH:EX <Lucy.Hansen@gov.bc.ca>
To: Machell, Aileen GCPE:EX <Aileen.Machell@gov.bc.ca>
Cc: hlth Ministerial and Executive Assistants <hlthmaea@Victoria1.gov.bc.ca>, Tounsi, Marielle GCPE:EX <Marielle.Tounsi@gov.bc.ca>
Sent: June 25, 2021 10:00:24 PM PDT
Attachments: image001.png
Done details are in the calendar



Lucy Hansen

Administrative Coordinator to the
Honourable Adrian Dix
Minister of Health &
Minister Responsible for Francophone Affairs
Direct: 778-974-6008
Office: 250-953-3547
E-mail: Lucy.Hansen@gov.bc.ca
Pronouns: *she/hers*

In British Columbia, the Office of the Registrar of Lobbyists is responsible for monitoring and enforcing compliance with the Lobbyists Registration Act. To ensure that you are in compliance with the registration requirements for lobbyists under the Act please contact the Office of the Registrar of Lobbyists at: <https://www.lobbyistsregistrar.bc.ca/>.

From: Machell, Aileen GCPE:EX <Aileen.Machell@gov.bc.ca>
Sent: June 25, 2021 4:55 PM
To: Hansen, Lucy HLTH:EX <Lucy.Hansen@gov.bc.ca>
Cc: hlth Ministerial and Executive Assistants <hlthmaea@Victoria1.gov.bc.ca>; Tounsi, Marielle GCPE:EX <Marielle.Tounsi@gov.bc.ca>
Subject: Hold for Wednesday, 10 am

Hi Lucy,

Can you place a hold in Minister's calendar for 10am on Wednesday, for 15 minutes? It's for a Radio NL interview. Marielle will send details later.

Thanks!

Aileen Machell (she/her)
Communications Director
Health Communications
250-361-5381

Costing Data Comparison	2019	2020*	2021 estimate*	2022 estimate	2023 estimate
Current Fee Costs and Revenues:					
**Annual cost to administer fee/fine program	1,675,000.00	1,675,000.00	1,675,000.00	1,675,000.00	1,675,000.00
Existing CRF revenue from fine program under the TVPCA/R	(83,433.00)	(20,000.00)	(40,000.00)	(100,000.00)	(100,000.00)
Existing recoveries to vote from fee/fine program					
Net cost/(revenue)	1,591,567.00	1,655,000.00	1,635,000.00	1,575,000.00	1,575,000.00
***Impact of Proposed New Fee or Fee Change					
One time implementation costs (to issue fines)			-	-	-
Additional annual cost to administer program			-	-	-
****Additional CRF revenue (ESR fine related only)				89,466.00	89,466.00
Bad debt expense					
Additional recoveries to vote					
Additional net cost/(revenue)	N/A	N/A	-	(89,466.00)	(89,466.00)
Overall Net Cost/(Revenue) of Fee/Fine Program					
	N/A	N/A	1,635,000	1,485,534	1,485,534
% of ongoing costs recovered (current fee)					
		-5%	-1%	-2%	-6%
% of ongoing costs recovered if proposal approved					
		-5%	-1%	3%	-1%
Full Time Equivalent (FTEs)					