

**From:** Sandhu, Ray LDB:EX  
**To:** VAX Policy PSA:EX  
**Cc:** Lawson, R. Blain LDB:EX; Ferrara, Rita LDB:EX; Moore, Erin LDB:EX  
**Subject:** RE: Bi-Weekly Vaccine Reporting - LDB  
**Date:** August 18, 2022 5:23:00 PM  
**Attachments:** image001 of image001 of image001 of image001 of

Hello,

Please see below the current bi-weekly reporting with updated counts by region for each of the seven categories of vaccination status (unvaccinated, refused to disclose, partially vaccinated, fully vaccinated, accommodation requested, on leave, accommodation request approved). Again, those that have been terminated, have not been deducted from their respective categories (i.e., unvaccinated/refuse to disclose). Please advise if required.

TOTALS BY REGION	Count of Unvaccinated (LDB)	Count of Refused to Disclose (LDB)	Count of partially vaccinated (LDB)	Count of fully vaccinated (LDB)	Count of accommodation requests (LDB)	Count of On Leave (LDB)	Count of AR approved (LDB)
North	8	2	1	170	0	23	0
Central Interior	9	0	2	146	0	4	0
Thompson-Okanagan	17	8	5	385	1	22	1
Kootenay	5	2	3	162	1	5	2
Mainland / Southwest	41	23	1	3104	1	309	15
Vancouver Island / Coast	16	8	3	606	1	36	1
<b>Totals</b>	<b>96</b>	<b>43</b>	<b>15</b>	<b>4573</b>	<b>4</b>	<b>399</b>	<b>19</b>

5149

Thanks,

**Ray Sandhu**


A/Senior Manager, Talent & Org Design, Human Resources - Recruitment & Compensation Services  
BC Liquor Distribution Branch

3383 Gilmore Way, Burnaby BC V5G 4S1

T: 604 252-8569 E: ray.sandhu@bcldb.com



*The LDB is proud to contribute over \$1 billion annually to the Province of British Columbia. Our contribution helps provide financial support for vital public services including health care and education.*



Disclaimer: The content of this e-mail is intended solely for the use of the individual or entity to whom it is addressed. If you have received this communication in error, be aware that forwarding it, copying it, or in any way disclosing its content to any other person, is strictly prohibited. If you have received this communication in error, please notify the author immediately and delete the message including any attachments.

**From:** Sandhu, Ray LDB:EX

**Sent:** July 21, 2022 3:43 PM

**To:** VAX Policy PSA:EX <VAX.Policy@gov.bc.ca>

**Cc:** Lawson, R. Blain LDB:EX <Blain.Lawson@bcldb.com>; Ferrara, Rita LDB:EX <Rita.Ferrara@bcldb.com>; Moore, Erin LDB:EX <Erin.Moore@bcldb.com>

**Subject:** RE: Bi-Weekly Vaccine Reporting - LDB

Hello,

Please see below the current bi-weekly reporting with updated counts by region for each of the seven categories of vaccination status (unvaccinated, refused to disclose, partially vaccinated, fully vaccinated, accommodation requested, on leave, accommodation request approved). Again, those that have been terminated, have not been deducted from their respective categories (i.e., unvaccinated/refuse to disclose). Please advise if required.

TOTALS BY REGION	Count of Unvaccinated (LDB)	Count of Refused to Disclose (LDB)	Count of partially vaccinated (LDB)	Count of fully vaccinated (LDB)	Count of accommodation requests (LDB)	Count of On Leave (LDB)	Count of AR approved (LDB)
North	8	2	1	170	0	23	0
Central Interior	7	0	2	146	2	4	0
Thompson-Okanagan	17	8	5	385	1	22	1
Kootenay	5	2	3	162	2	5	1
Mainland / Southwest	41	23	1	3103	8	307	11
Vancouver Island / Coast	16	8	4	605	3	35	0
<b>Totals</b>	<b>94</b>	<b>43</b>	<b>16</b>	<b>4571</b>	<b>16</b>	<b>396</b>	<b>13</b>

5149

Thank you,

**Ray Sandhu**

A/Senior Manager, Talent & Org Design, Human Resources - Recruitment & Compensation Services  
BC Liquor Distribution Branch

3383 Gilmore Way, Burnaby BC V5G 4S1

T: 604 252-8569 E: ray.sandhu@bcldb.com



*The LDB is proud to contribute over \$1 billion annually to the Province of British Columbia. Our contribution helps provide financial support for vital public services including health care and education.*



Disclaimer: The content of this e-mail is intended solely for the use of the individual or entity to whom it is addressed. If you have received this communication in error, be aware that forwarding it, copying it, or in any way disclosing its content to any other person, is strictly prohibited. If you have received this communication in error, please notify the author immediately and delete the message including any attachments.

**From:** Sandhu, Ray LDB:EX

**Sent:** July 7, 2022 11:23 AM

**To:** VAX Policy PSA:EX <VAX.Policy@gov.bc.ca>

**Cc:** Lawson, R. Blain LDB:EX <Blain.Lawson@bcldb.com>; Ferrara, Rita LDB:EX <Rita.Ferrara@bcldb.com>; Moore, Erin LDB:EX <Erin.Moore@bcldb.com>

**Subject:** RE: Bi-Weekly Vaccine Reporting - LDB

Hello,

Please see below the current bi-weekly reporting with updated counts by region for each of the six categories of vaccination status (unvaccinated, refused to disclose, partially vaccinated, fully vaccinated, accommodation requested, and on leave), as well as a newly added category – accommodation request approved. Again, those that have been terminated, have not been deducted from their respected categories (i.e., unvaccinated/refuse to disclose). Please advise if required.

TOTALS BY REGION	Count of Unvaccinated (LDB)	Count of Refused to Disclose (LDB)	Count of partially vaccinated (LDB)	Count of fully vaccinated (LDB)	Count of accommodation requests (LDB)	Count of On Leave (LDB)	Count of AR approved (LDB)
North	8	2	1	170	0	23	0
Central Interior	7	0	2	146	2	4	0
Thompson-Okanagan	17	8	5	385	1	22	1
Kootenay	5	2	3	162	2	5	1
Mainland / Southwest	40	23	1	3103	9	307	11
Vancouver Island / Coast	16	8	4	605	3	35	0

Totals	93	43	16	4571	17	396	13
--------	----	----	----	------	----	-----	----


Thank you,

**Ray Sandhu**

A/Senior Manager, Talent & Org Design, Human Resources - Recruitment & Compensation Services  
BC Liquor Distribution Branch  
3383 Gilmore Way, Burnaby BC V5G 4S1  
T: 604 252-8569 E: [ray.sandhu@bcldb.com](mailto:ray.sandhu@bcldb.com)



*The LDB is proud to contribute over \$1 billion annually to the Province of British Columbia. Our contribution helps provide financial support for vital public services including health care and education.*



Disclaimer: The content of this e-mail is intended solely for the use of the individual or entity to whom it is addressed. If you have received this communication in error, be aware that forwarding it, copying it, or in any way disclosing its content to any other person, is strictly prohibited. If you have received this communication in error, please notify the author immediately and delete the message including any attachments.

**From:** Sandhu, Ray LDB:EX

**Sent:** June 23, 2022 2:35 PM

**To:** VAX Policy PSA:EX <[VAX.Policy@gov.bc.ca](mailto:VAX.Policy@gov.bc.ca)>

**Cc:** Lawson, R. Blain LDB:EX <[Rblain.Lawson@bcldb.com](mailto:Rblain.Lawson@bcldb.com)>; Ferrara, Rita LDB:EX <[Rita.Ferrara@bcldb.com](mailto:Rita.Ferrara@bcldb.com)>; Moore, Erin LDB:EX <[Erin.Moore@bcldb.com](mailto:Erin.Moore@bcldb.com)>

**Subject:** RE: Bi-Weekly Vaccine Reporting - LDB

Good afternoon,

Please see below the current bi-weekly reporting with updated counts by region for each of the six categories of vaccination status (unvaccinated, refused to disclose, partially vaccinated, fully vaccinated, accommodation requested, and on leave), as well as a newly added category – accommodation request approved. Again, those that have been terminated, have not been deducted from their respected categories (i.e., unvaccinated/refuse to disclose). Please advise if required.

TOTALS BY REGION	Count of Unvaccinated (LDB)	Count of Refused to Disclose (LDB)	Count of partially vaccinated (LDB)	Count of fully vaccinated (LDB)	Count of accommodation requests (LDB)	Count of On Leave (LDB)	Count of AR approved (LDB)
North	8	2	1	170	0	23	0
Central Interior	7	0	2	146	2	4	0
Thompson-Okanagan	17	8	5	385	1	22	1
Kootenay	5	1	3	162	2	6	1
Mainland / Southwest	40	23	0	3103	13	307	8
Vancouver Island / Coast	16	8	4	605	3	35	0
<b>Totals</b>	<b>93</b>	<b>42</b>	<b>15</b>	<b>4571</b>	<b>21</b>	<b>397</b>	<b>10</b>

5149

Thanks,

**Ray Sandhu**

A/Senior Manager, Talent & Org Design, Human Resources - Recruitment & Compensation Services  
BC Liquor Distribution Branch  
3383 Gilmore Way, Burnaby BC V5G 4S1  
T: 604 252-8569 E: [ray.sandhu@bcldb.com](mailto:ray.sandhu@bcldb.com)



*The LDB is proud to contribute over \$1 billion annually to the Province of British Columbia. Our contribution helps provide financial support for vital public services including health care and education.*



Disclaimer: The content of this e-mail is intended solely for the use of the individual or entity to whom it is addressed. If you have received this communication in error, be aware that forwarding it, copying it, or in any way disclosing its content to any other person, is strictly prohibited. If you have received this communication in error, please notify the author immediately and delete the message including any attachments.

**From:** Sandhu, Ray LDB:EX

**Sent:** June 9, 2022 5:41 PM

**To:** VAX Policy PSA:EX <[VAX.Policy@gov.bc.ca](mailto:VAX.Policy@gov.bc.ca)>

**Cc:** Lawson, R. Blain LDB:EX <[Rblain.Lawson@bcldb.com](mailto:Rblain.Lawson@bcldb.com)>; Ferrara, Rita LDB:EX <[Rita.Ferrara@bcldb.com](mailto:Rita.Ferrara@bcldb.com)>; Moore, Erin LDB:EX <[Erin.Moore@bcldb.com](mailto:Erin.Moore@bcldb.com)>

**Subject:** RE: Bi-Weekly Vaccine Reporting - LDB

Good evening,

Please see below the current bi-weekly reporting with updated counts by region for each of the six categories of vaccination status (unvaccinated, refused to disclose, partially vaccinated, fully vaccinated, accommodation requested, and on leave), as well as a newly added category – accommodation request approved. Again, those that have been terminated, have not been deducted from their respected categories (i.e., unvaccinated/refuse to disclose). Please advise if required.

TOTALS BY REGION	Count of Unvaccinated (LDB)	Count of Refused to Disclose (LDB)	Count of partially vaccinated (LDB)	Count of fully vaccinated (LDB)	Count of accommodation requests (LDB)	Count of On Leave (LDB)	Accommodation Request Approved (LDB)
North	8	2	1	170	0	23	0
Central Interior	7	0	2	146	2	4	0
Thompson-Okanagan	17	8	5	385	1	22	1
Kootenay	5	1	3	162	3	6	0
Mainland / Southwest	41	23	1	3100	18	307	4
Vancouver Island / Coast	16	8	4	605	3	35	0
<b>Totals</b>	<b>94</b>	<b>42</b>	<b>16</b>	<b>4568</b>	<b>27</b>	<b>397</b>	<b>5</b>

5149


Thanks,

**Ray Sandhu**

A/Senior Manager, Talent & Org Design, Human Resources - Recruitment & Compensation Services  
BC Liquor Distribution Branch  
3383 Gilmore Way, Burnaby BC V5G 4S1  
T: 604 252-8569 E: [ray.sandhu@bcldb.com](mailto:ray.sandhu@bcldb.com)



*The LDB is proud to contribute over \$1 billion annually to the Province of British Columbia. Our contribution helps provide financial support for vital public services including health care and education.*



Disclaimer: The content of this e-mail is intended solely for the use of the individual or entity to whom it is addressed. If you have received this communication in error, be aware that forwarding it, copying it, or in any way disclosing its content to any other person, is strictly prohibited. If you have received this communication in error, please notify the author immediately and delete the message including any attachments.

**From:** Sandhu, Ray LDB:EX  
**Sent:** May 26, 2022 2:47 PM  
**To:** VAX Policy PSA:EX <VAX.Policy@gov.bc.ca>  
**Cc:** Lawson, R. Blain LDB:EX <Blain.Lawson@bcldb.com>; Ferrara, Rita LDB:EX <Rita.Ferrara@bcldb.com>; Moore, Erin LDB:EX <Erin.Moore@bcldb.com>  
**Subject:** RE: Bi-Weekly Vaccine Reporting - LDB

Good afternoon,

Please see below the current bi-weekly reporting with updated counts by region for each of the six categories of vaccination status (unvaccinated, refused to disclose, partially vaccinated, fully vaccinated, accommodation requested, and on leave) as of May 26, 2022.

You will note, there has been no change since the last reporting period.

TOTALS BY REGION	Count of Unvaccinated (LDB)	Count of Refused to Disclose (LDB)	Count of partially vaccinated (LDB)	Count of fully vaccinated (LDB)	Count of accommodation requests (LDB)	Count of On Leave (LDB)
North	8	2	1	170	0	23
Central Interior	7	0	2	146	2	4
Thompson-Okanagan	17	8	5	385	2	22
Kootenay	5	1	3	162	3	6
Mainland / Southwest	40	23	2	3098	23	308
Vancouver Island / Coast	16	8	3	605	4	35
<b>Totals</b>	<b>93</b>	<b>42</b>	<b>16</b>	<b>4566</b>	<b>34</b>	<b>398</b>


5149

**Ray Sandhu**

A/Senior Manager, Talent & Org Design, Human Resources - Recruitment & Compensation Services  
BC Liquor Distribution Branch  
3383 Gilmore Way, Burnaby BC V5G 4S1  
T: 604 252-8569 E: ray.sandhu@bcldb.com



*The LDB is proud to contribute over \$1 billion annually to the Province of British Columbia. Our contribution helps provide financial support for vital public services including health care and education.*



Disclaimer: The content of this e-mail is intended solely for the use of the individual or entity to whom it is addressed. If you have received this communication in error, be aware that forwarding it, copying it, or in any way disclosing its content to any other person, is strictly prohibited. If you have received this communication in error, please notify the author immediately and delete the message including any attachments.

**From:** Sandhu, Ray LDB:EX  
**Sent:** May 12, 2022 2:10 PM  
**To:** VAX Policy PSA:EX <VAX.Policy@gov.bc.ca>  
**Cc:** Lawson, R. Blain LDB:EX <Blain.Lawson@bcldb.com>; Ferrara, Rita LDB:EX <Rita.Ferrara@bcldb.com>; Moore, Erin LDB:EX <Erin.Moore@bcldb.com>  
**Subject:** RE: Bi-Weekly Vaccine Reporting - LDB

Good afternoon,

Please see below the current bi-weekly reporting with updated counts by region for each of the six categories of vaccination status (unvaccinated, refused to disclose, partially vaccinated, fully vaccinated, accommodation requested, and on leave) as of May 12, 2022.


TOTALS BY REGION	Count of Unvaccinated (LDB)	Count of Refused to Disclose (LDB)	Count of partially vaccinated (LDB)	Count of fully vaccinated (LDB)	Count of accommodation requests (LDB)	Count of On Leave (LDB)
North	8	2	1	170	0	23
Central Interior	7	0	2	146	2	4
Thompson-Okanagan	17	8	5	385	2	22
Kootenay	5	1	3	162	3	6
Mainland / Southwest	40	23	2	3098	23	308
Vancouver Island / Coast	16	8	3	605	4	35
<b>Totals</b>	<b>93</b>	<b>42</b>	<b>16</b>	<b>4566</b>	<b>34</b>	<b>398</b>

5149


Thank you,

**Ray Sandhu**

A/Senior Manager, Talent & Org Design, Human Resources - Recruitment & Compensation Services  
BC Liquor Distribution Branch  
3383 Gilmore Way, Burnaby BC V5G 4S1  
T: 604 252-8569 E: ray.sandhu@bcldb.com



*The LDB is proud to contribute over \$1 billion annually to the Province of British Columbia. Our contribution helps provide financial support for vital public services including health care and education.*



Disclaimer: The content of this e-mail is intended solely for the use of the individual or entity to whom it is addressed. If you have received this communication in error, be aware that forwarding it, copying it, or in any way disclosing its content to any other person, is strictly prohibited. If you have received this communication in error, please notify the author immediately and delete the message including any attachments.

**From:** Sandhu, Ray LDB:EX  
**Sent:** April 28, 2022 3:31 PM  
**To:** VAX Policy PSA:EX <VAX.Policy@gov.bc.ca>  
**Cc:** Lawson, R. Blain LDB:EX <Blain.Lawson@bcldb.com>; Ferrara, Rita LDB:EX <Rita.Ferrara@bcldb.com>; Moore, Erin LDB:EX <Erin.Moore@bcldb.com>  
**Subject:** Bi-Weekly Vaccine Reporting - LDB

Good afternoon,

Please see below the current bi-weekly reporting with updated counts by region for each of the six categories of vaccination status (unvaccinated, refused to disclose, partially vaccinated, fully vaccinated, accommodation requested, and on leave) as of April 28, 2022.

TOTALS BY REGION	Count of Unvaccinated (LDB)	Count of Refused to Disclose (LDB)	Count of partially vaccinated (LDB)	Count of fully vaccinated (LDB)	Count of accommodation requests (LDB)	Count of On Leave (LDB)
North	8	2	1	170	0	23
Central Interior	7	0	2	146	2	4
Thompson-Okanagan	17	8	5	385	1	23
Kootenay	5	1	3	162	3	6

Mainland / Southwest	39	24	0	3096	23	312
Vancouver Island / Coast	16	8	3	605	4	35
<b>Totals</b>	<b>92</b>	<b>43</b>	<b>14</b>	<b>4564</b>	<b>33</b>	<b>403</b>

5149

**Ray Sandhu**

A/Senior Manager, Talent & Org Design, Human Resources - Recruitment & Compensation Services


BC Liquor Distribution Branch

3383 Gilmore Way, Burnaby BC V5G 4S1

T: 604 252-8569 E: [ray.sandhu@bcldb.com](mailto:ray.sandhu@bcldb.com)



*The LDB is proud to contribute over \$1 billion annually to the Province of British Columbia. Our contribution helps provide financial support for vital public services including health care and education.*



Disclaimer: The content of this e-mail is intended solely for the use of the individual or entity to whom it is addressed. If you have received this communication in error, be aware that forwarding it, copying it, or in any way disclosing its content to any other person, is strictly prohibited. If you have received this communication in error, please notify the author immediately and delete the message including any attachments.

**From:** Sandhu, Ray LDB:EX  
**To:** Ferrara, Rita LDB:EX; Busby, Ian A PSA:EX  
**Cc:** Lawson, R. Blain LDB:EX; Bronee, Rueben PSA:EX; Moore, Erin LDB:EX; Lancaster, Michael PSA:EX  
**Subject:** RE: LDB Vaccine Policy Reporting  
**Date:** March 3, 2022 5:51:00 PM  
**Attachments:** image001 of image002.pdf

Hello,

Please see below the current bi-weekly reporting with updated counts by region for each of the six categories of vaccination status (unvaccinated, refused to disclose, partially vaccinated, fully vaccinated, accommodation requested, and on leave) as of March 3, 2022.

Of note, there is an increase in the number of unvaccinated employees, this is due in part to several accommodation requests that have come back as denied. Now that the accommodation review process is complete for these employees, they were removed from the count of accommodation requested and added to the appropriate status count (i.e., unvaccinated).

TOTALS BY REGION	Count of Unvaccinated (LDB)	Count of Refused to Disclose (LDB)	Count of partially vaccinated (LDB)	Count of fully vaccinated (LDB)	Count of accommodation requests (LDB)	Count of On Leave (LDB)
North	9	2	0	169	1	23
Central Interior	6	0	2	146	3	4
Thompson-Okanagan	17	8	5	384	1	24
Kootenay	5	1	3	162	3	6
Mainland / Southwest	38	24	5	3085	24	318
Vancouver Island / Coast	15	9	3	604	3	37
<b>Totals</b>	<b>90</b>	<b>44</b>	<b>18</b>	<b>4550</b>	<b>35</b>	<b>412</b>

5149

Kind Regards,

**Ray Sandhu**

A/Senior Manager, Talent & Org Design, Human Resources - Recruitment & Compensation Services


BC Liquor Distribution Branch

3383 Gilmore Way, Burnaby BC V5G 4S1

T: 604 252-8569 E: ray.sandhu@bcldb.com



The LDB is proud to contribute over \$1 billion annually to the Province of British Columbia. Our contribution helps provide financial support for vital public services including health care and education.



Disclaimer: The content of this e-mail is intended solely for the use of the individual or entity to whom it is addressed. If you have received this communication in error, be aware that forwarding it, copying it, or in any way disclosing its content to any other person, is strictly prohibited. If you have received this communication in error, please notify the author immediately and delete the message including any attachments.

**From:** Sandhu, Ray LDB:EX

**Sent:** February 17, 2022 2:25 PM

**To:** Ferrara, Rita LDB:EX <Rita.Ferrara@bcldb.com>; Busby, Ian A PSA:EX <Ian.Busby@gov.bc.ca>

**Cc:** Lawson, R. Blain LDB:EX <Blain.Lawson@bcldb.com>; Bronee, Rueben PSA:EX <Rueben.Bronee@gov.bc.ca>; Moore, Erin LDB:EX <Erin.Moore@bcldb.com>; Lancaster, Michael PSA:EX <Michael.Lancaster@gov.bc.ca>

**Subject:** RE: LDB Vaccine Policy Reporting

Hello,

Please see below the current bi-weekly reporting with updated counts by region for each of the six categories of vaccination status (unvaccinated, refused to disclose, partially vaccinated, fully vaccinated, accommodation requested, and on leave) as of 12pm, February 17, 2022.

TOTALS BY REGION	Count of Unvaccinated (LDB)	Count of Refused to Disclose (LDB)	Count of partially vaccinated (LDB)	Count of fully vaccinated (LDB)	Count of accommodation requests (LDB)	Count of On Leave (LDB)
North	9	2	0	169	1	23
Central Interior	4	0	2	146	5	4
Thompson-Okanagan	16	8	5	384	2	24
Kootenay	5	2	3	161	3	6
Mainland / Southwest	35	25	2	3081	32	319
Vancouver Island / Coast	15	9	3	602	4	38
<b>Totals</b>	<b>84</b>	<b>46</b>	<b>15</b>	<b>4543</b>	<b>47</b>	<b>414</b>

5149

Kind Regards,

**Ray Sandhu**

A/Senior Manager, Talent & Org Design, Human Resources - Recruitment & Compensation Services

BC Liquor Distribution Branch

3383 Gilmore Way, Burnaby BC V5G 4S1

T: 604 252-8569 E: ray.sandhu@bcldb.com



The LDB is proud to contribute over \$1 billion annually to the Province of British Columbia. Our contribution helps provide financial support for vital public services including health care and education.



Disclaimer: The content of this e-mail is intended solely for the use of the individual or entity to whom it is addressed. If you have received this communication in error, be aware that forwarding it, copying it, or in any way disclosing its content to any other person, is strictly prohibited. If you have received this communication in error, please notify the author immediately and delete the message including any attachments.

**From:** Sandhu, Ray LDB:EX <Ray.Sandhu@bcldb.com>

**Sent:** February 3, 2022 9:34 AM

**To:** Ferrara, Rita LDB:EX <Rita.Ferrara@bcldb.com>; Busby, Ian A PSA:EX <Ian.Busby@gov.bc.ca>

**Cc:** Lawson, R. Blain LDB:EX <Blain.Lawson@bcldb.com>; Bronee, Rueben PSA:EX <Rueben.Bronee@gov.bc.ca>; Moore, Erin LDB:EX <Erin.Moore@bcldb.com>

**Subject:** RE: LDB Vaccine Policy Reporting

Hello,

Please see below the current bi-weekly reporting with updated counts by region for each of the six categories of vaccination status (unvaccinated, refused to disclose, partially vaccinated, fully vaccinated, accommodation requested, and on leave) as of 4pm February 2, 2022.


TOTALS BY REGION	Count of Unvaccinated (LDB)	Count of Refused to Disclose (LDB)	Count of partially vaccinated (LDB)	Count of fully vaccinated (LDB)	Count of accommodation requests (LDB)	Count of On Leave (LDB)
North	9	2	0	169	1	23
Central Interior	4	0	2	146	5	4
Thompson-Okanagan	15	8	5	383	2	26
Kootenay	5	2	3	161	3	6
Mainland / Southwest	36	26	1	3073	32	326
Vancouver Island / Coast	15	9	4	600	4	39
<b>Totals</b>	<b>84</b>	<b>47</b>	<b>15</b>	<b>4532</b>	<b>47</b>	<b>424</b>

5149


Kind Regards,

**Ray Sandhu**

A/Senior Manager, Talent & Org Design, Human Resources - Recruitment & Compensation Services  
BC Liquor Distribution Branch  
3383 Gilmore Way, Burnaby BC V5G 4S1  
T: 604 252-8569 E: [ray.sandhu@bcldb.com](mailto:ray.sandhu@bcldb.com)



*The LDB is proud to contribute over \$1 billion annually to the Province of British Columbia. Our contribution helps provide financial support for vital public services including health care and education.*



Disclaimer: The content of this e-mail is intended solely for the use of the individual or entity to whom it is addressed. If you have received this communication in error, be aware that forwarding it, copying it, or in any way disclosing its content to any other person, is strictly prohibited. If you have received this communication in error, please notify the author immediately and delete the message including any attachments.

**From:** Sandhu, Ray LDB:EX

**Sent:** January 19, 2022 4:41 PM

**To:** Ferrara, Rita LDB:EX <[Rita.Ferrara@bcldb.com](mailto:Rita.Ferrara@bcldb.com)>; Busby, Ian A PSA:EX <[Ian.Busby@gov.bc.ca](mailto:Ian.Busby@gov.bc.ca)>

**Cc:** Lawson, R. Blain LDB:EX <[Blain.Lawson@bcldb.com](mailto:Blain.Lawson@bcldb.com)>; Bronee, Rueben PSA:EX <[Rueben.Bronee@gov.bc.ca](mailto:Rueben.Bronee@gov.bc.ca)>; Moore, Erin LDB:EX <[Erin.Moore@bcldb.com](mailto:Erin.Moore@bcldb.com)>

**Subject:** RE: LDB Vaccine Policy Reporting

Hello,

Please see below the current bi-weekly reporting with updated counts by region for each of the six categories of vaccination status (unvaccinated, refused to disclose, partially vaccinated, fully vaccinated, accommodation requested, and on leave) as of 4pm January 19, 2022.

TOTALS BY REGION	Count of Unvaccinated (LDB)	Count of Refused to Disclose (LDB)	Count of partially vaccinated (LDB)	Count of fully vaccinated (LDB)	Count of accommodation requests (LDB)	Count of On Leave (LDB)
North	10	2	0	168	1	23
Central Interior	4	0	2	146	5	4
Thompson-Okanagan	15	8	6	382	2	26
Kootenay	5	2	3	160	3	7
Mainland / Southwest	35	26	3	3063	32	335
Vancouver Island / Coast	16	9	4	599	4	39
<b>Totals</b>	<b>85</b>	<b>47</b>	<b>18</b>	<b>4518</b>	<b>47</b>	<b>434</b>

5149

Kind Regards,

**Ray Sandhu**

A/Senior Manager, Talent & Org Design, Human Resources - Recruitment & Compensation Services  
BC Liquor Distribution Branch  
3383 Gilmore Way, Burnaby BC V5G 4S1  
T: 604 252-8569 E: [ray.sandhu@bcldb.com](mailto:ray.sandhu@bcldb.com)



*The LDB is proud to contribute over \$1 billion annually to the Province of British Columbia. Our contribution helps provide financial support for vital public services including health care and education.*



Disclaimer: The content of this e-mail is intended solely for the use of the individual or entity to whom it is addressed. If you have received this communication in error, be aware that forwarding it, copying it, or in any way disclosing its content to any other person, is strictly prohibited. If you have received this communication in error, please notify the author immediately and delete the message including any attachments.

**From:** Sandhu, Ray LDB:EX

**Sent:** January 6, 2022 2:38 PM

**To:** Ferrara, Rita LDB:EX <[Rita.Ferrara@bcldb.com](mailto:Rita.Ferrara@bcldb.com)>; Busby, Ian A PSA:EX <[Ian.Busby@gov.bc.ca](mailto:Ian.Busby@gov.bc.ca)>

**Cc:** Lawson, R. Blain LDB:EX <[Blain.Lawson@bcldb.com](mailto:Blain.Lawson@bcldb.com)>; Bronee, Rueben PSA:EX <[Rueben.Bronee@gov.bc.ca](mailto:Rueben.Bronee@gov.bc.ca)>; Moore, Erin LDB:EX <[Erin.Moore@bcldb.com](mailto:Erin.Moore@bcldb.com)>

**Subject:** RE: LDB Vaccine Policy Reporting

Hello,

Please see below the current bi-weekly reporting with updated counts by region for each of the six categories of vaccination status (unvaccinated, refused to disclose, partially vaccinated, fully vaccinated, accommodation requested, and on leave) as of January 6, 2022.

TOTALS BY REGION	Count of Unvaccinated (LDB)	Count of Refused to Disclose (LDB)	Count of partially vaccinated (LDB)	Count of fully vaccinated (LDB)	Count of accommodation requests (LDB)	Count of On Leave (LDB)
North	10	2	0	168	1	23
Central Interior	4	0	2	146	5	4
Thompson-Okanagan	15	8	7	381	2	26
Kootenay	5	2	3	160	3	7


Mainland / Southwest	35	26	7	3054	32	340
Vancouver Island / Coast	16	9	5	597	4	40
<b>Totals</b>	<b>85</b>	<b>47</b>	<b>24</b>	<b>4506</b>	<b>47</b>	<b>440</b>

5149


Kind Regards,

**Ray Sandhu**

A/Senior Manager, Talent & Org Design, Human Resources - Recruitment & Compensation Services  
BC Liquor Distribution Branch  
3383 Gilmore Way, Burnaby BC V5G 4S1  
T: 604 252-8569 E: [ray.sandhu@bclldb.com](mailto:ray.sandhu@bclldb.com)



*The LDB is proud to contribute over \$1 billion annually to the Province of British Columbia. Our contribution helps provide financial support for vital public services including health care and education.*



Disclaimer: The content of this e-mail is intended solely for the use of the individual or entity to whom it is addressed. If you have received this communication in error, be aware that forwarding it, copying it, or in any way disclosing its content to any other person, is strictly prohibited. If you have received this communication in error, please notify the author immediately and delete the message including any attachments.

**From:** Moore, Erin LDB:EX

**Sent:** December 23, 2021 11:50 AM

**To:** Ferrara, Rita LDB:EX <[Rita.Ferrara@bclldb.com](mailto:Rita.Ferrara@bclldb.com)>; Busby, Ian A PSA:EX <[Ian.Busby@gov.bc.ca](mailto:Ian.Busby@gov.bc.ca)>

**Cc:** Lawson, R. Blain LDB:EX <[Blain.Lawson@bclldb.com](mailto:Blain.Lawson@bclldb.com)>; Bronee, Rueben PSA:EX <[Rueben.Bronee@gov.bc.ca](mailto:Rueben.Bronee@gov.bc.ca)>

**Subject:** LDB Vaccine Policy Reporting

Hi everyone,

As promised, please see below the next bi-weekly reporting with updated counts by region for each of the six categories of vaccination status (unvaccinated, refused to disclose, partially vaccinated, fully vaccinated, accommodation requested, and on leave) as at December 22, 2021.

TOTALS BY REGION	Count of Unvaccinated (LDB)	Count of Refused to Disclose (LDB)	Count of partially vaccinated (LDB)	Count of fully vaccinated (LDB)	Count of accommodation requests (LDB)	Count of On Leave (LDB)
North	10	2	2	166	1	23
Central Interior	4	0	4	144	5	4
Thompson-Okanagan	15	8	9	379	2	26
Kootenay	5	2	3	160	3	7
Mainland / Southwest	34	25	26	3033	31	345
Vancouver Island / Coast	17	9	5	595	4	41
<b>Totals</b>	<b>85</b>	<b>46</b>	<b>49</b>	<b>4477</b>	<b>46</b>	<b>446</b>

5149


Kin regards,  
Erin

**Erin Moore, CA**

Director, Human Resources - Recruitment & Compensation Services  
BC Liquor Distribution Branch  
3383 Gilmore Way, Burnaby BC V5G 4S1  
T: 604 252-8553 E: [erin.moore@bclldb.com](mailto:erin.moore@bclldb.com)



*The LDB is proud to contribute over \$1 billion annually to the Province of British Columbia. Our contribution helps provide financial support for vital public services including health care and education.*



Disclaimer: The content of this e-mail is intended solely for the use of the individual or entity to whom it is addressed. If you have received this communication in error, be aware that forwarding it, copying it, or in any way disclosing its content to any other person, is strictly prohibited. If you have received this communication in error, please notify the author immediately and delete the message including any attachments.

s.22

Employee Status	Date Received	Protected Ground	PSA Decision	Grievances
	November	Religious	Approved	
	November	Religious	Approved	
	November	Religious	Approved	
	November	Religious	Approved	
	November	Religious	Approved	
	November	Religious	Approved	
	November	Religious	Approved	
	November	Religious	Approved	
	November	Religious	Approved	
	December	Religious	Approved	
	December	Religious	Approved	
	November	Religious	Approved	
	November	Religious	Approved	
	November	Religious	Approved	1 - Open
	November	Religious	Approved	
	November	Religious	Approved	
	November	Religious	Approved	
	November	Religious	Approved	
	November	Religious	Approved	
	November	Medical	Awaiting Information	
	November	Medical	Awaiting Information	
	November	Various	Denied	
	November	Medical	Denied	
	November	Medical	Denied	
	November	Various	Denied	
	November	Medical	Denied	
	November	Medical	Denied	
	January	Medical	Denied	



s.22

Employee Status	Date Received	Protected Ground	PSA Decision	Grievances
	November	Various	Denied	
	December	Medical	Denied	
	December	Medical	Denied	
	November	Medical	Denied	
	November	Medical	Denied	
	November	Medical	Denied	
	November	Political	Denied	2 - Both Open
	November	Political	Denied	
	November	Various	Denied	
	November	Medical	Denied	
	November	Medical	Denied	
	November	Medical	Denied	
	November	Political	Denied	
	November	Political	Denied	
	February	Political	Denied	
	February	Religious	Denied	
	November	Religious	Under Review	
	February	Religious	Withdrawn	
	November	Medical	Withdrawn	
	November	Various	Withdrawn	
	November	Various	Withdrawn	
	November	Religious	Withdrawn	
	November	Medical	Withdrawn	
	November	Medical	Withdrawn	
	November	Various	Withdrawn	
	November	Unclear	Withdrawn	
	November	Medical	Withdrawn	
	November	Medical	Withdrawn	

Employee Status	Date Received	Protected Ground	PSA Decision	Grievances
s.22	March	Religious	Withdrawn	
	February	Medical	Withdrawn	
	November	Medical	Withdrawn	