

**MINISTRY OF PUBLIC SAFETY AND SOLICITOR GENERAL
BC CORRECTIONS
INFORMATION BRIEFING NOTE**

PURPOSE: For **INFORMATION** for Mike Farnworth,
Minister of Public Safety & Solicitor General

ISSUE:

Tracking and reporting the use of segregation and separate confinement.

SUMMARY:

- BC Corrections has implemented an interim solution to improve the tracking of, and reporting on, the use of segregation and separate confinement in provincial custody centres, including an individual's length of stay, mental health status and Indigenous self-identification.
- The most recent Segregation and Separate Confinement Report (see Appendix 1) shows that on February 27, there were 174 individuals in segregation or separate confinement (seg & s/c):
 - 76 individuals in seg & s/c for fewer than 15 days – a decrease of 22 from the last reporting period;
 - 78 individuals for more than 15 days – ~~a decrease~~ no change from the last reporting period;
 - 20 individuals on voluntary separate confinement;
 - 58 of the individuals had mental health needs; and
 - 45 of the individuals self-identified as Indigenous.
- There are five individuals with lengths of stay in segregation/separate confinement for greater than 365 days. Four of the five individuals are on voluntary separate confinement; the other is s.15; s.22
s.15; s.22 These are the same individuals since the last reporting period.
- Fluctuations in the use of segregation and separate confinement are expected as operational factors change, such as a significant incident, changes to the current inmate population or to the overall inmate count.
- A new enhanced case management approach has been recently launched to support individuals in segregation/separate confinement for more than 15 days. This includes a collaborative case plan focussed on addressing the individual's unique risks, needs and behaviours that are contributing to their placement. This enhanced case management approach ensures individuals are being connected with healthcare, mental health supports, Indigenous supports and any other interventions that support integration to a less restrictive placement.

BACKGROUND:

- Changes in the number of people in segregation or separate confinement since the last reporting period are reflected in the table below:

	Current reporting period (February 2020)	Previous reporting period (January 2020)
Average daily count in seg or s/c	19085 (8.86 % of overall inmate count)	185 (8.6 % of overall inmate count)
Average daily inmate count	2147	2161
% of individuals with lengths of stay < 15 days	44%	53%
% of individuals with lengths of stay > 15 days	48%	43%
% of individuals with mental health needs	33%	28%
% of Indigenous individuals	26%	24%

- The details and reasons for placement of the five individuals with lengths of stay in segregation/separate confinement for greater than 365 days are as follows:

Inmate	Correction Act Regulation Section	Placement reasons
1	CAR 18 (non-voluntary separate confinement)	s.15; s.22
2	CAR 19 (voluntary separate confinement)	
3	CAR 19 (voluntary separate confinement)	
4	CAR 19 (voluntary separate confinement)	
5	CAR 19 (voluntary separate confinement)	

- The current interim tracking and reporting mechanism launched in September 2019, and work continues on the long-term technology solution, which is expected to launch in spring 2020.

- This interim tracking system is onerous and involves significant staff resources to manually input and validate data. This is resulting in some missing data (shown as “not reported” in some areas of the Report). BC Corrections has, and continues to, work on improving the collection of full and accurate data. The “not reported” values will decline in future reports.
- Report glossary:
 - Segregation – placement in segregation for disciplinary reasons
 - Separate confinement (aka: administrative segregation) – placed separately from other inmates, either in segregation or on a living unit, because an individual is a danger to themselves or others, or at risk of harm from other people in custody
 - CAR 17 – section 17 of the Correction Act Regulation (CAR), short term separate confinement, up to 72 hours
 - CAR 18 – section 18 of the CAR; longer term separate confinement, up to 15 days
 - CAR 24 – section 24 of the CAR, placement in segregation pending a disciplinary hearing
 - CAR 27 – section 27 of the CAR, segregation as a penalty for a breach of a rule
 - MHN – an identifier applied to inmates with mental health needs
 - Indigenous – individuals that self-identify as Indigenous
 - “Not Reported” – indicates the source data does not contain the information (i.e. it is missing).

OTHER MINISTRIES IMPACTED/CONSULTED:

- N/A

PREPARED BY:

Joyce Oates
Assistant Deputy Warden
Adult Custody Division
604 928 1584

APPROVED (date) BY:

Elenore Arend
Assistant Deputy Minister
BC Corrections
778-974-3009

Amy Lapsley
Deputy Warden
Adult Custody Division
778-974-2994

ATTACHMENT

Appendix 1 – Segregation and Separate Confinement Report, dated 2020.02.27

Weekly Segregation and Separate Confinement Report

BC Corrections - Adult Custody Division

Date 2020-02-27

Part 1: Current state at date of report

Summary totals (entire province)

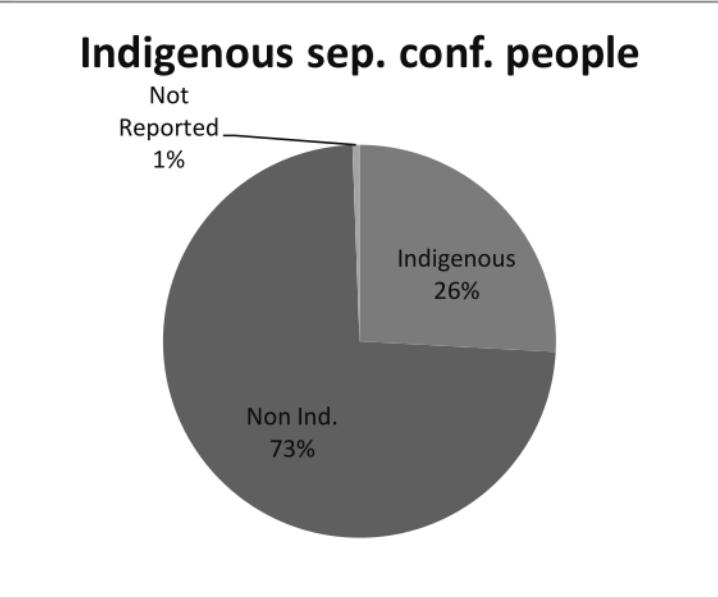
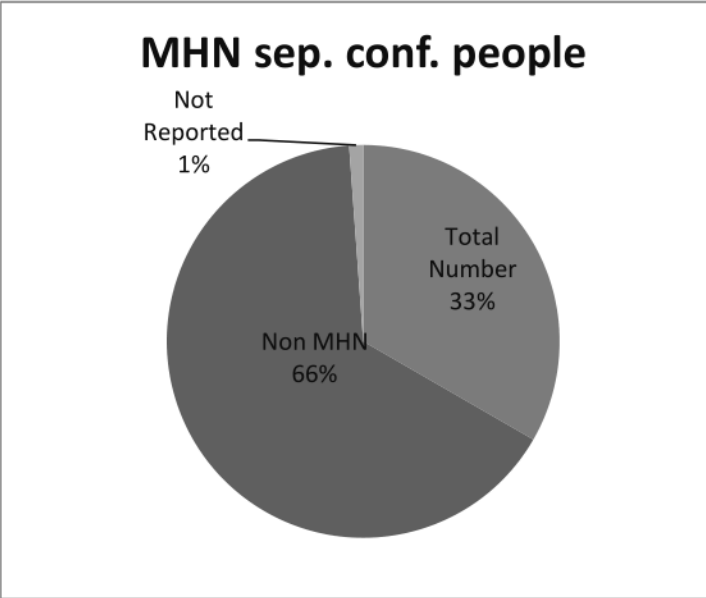
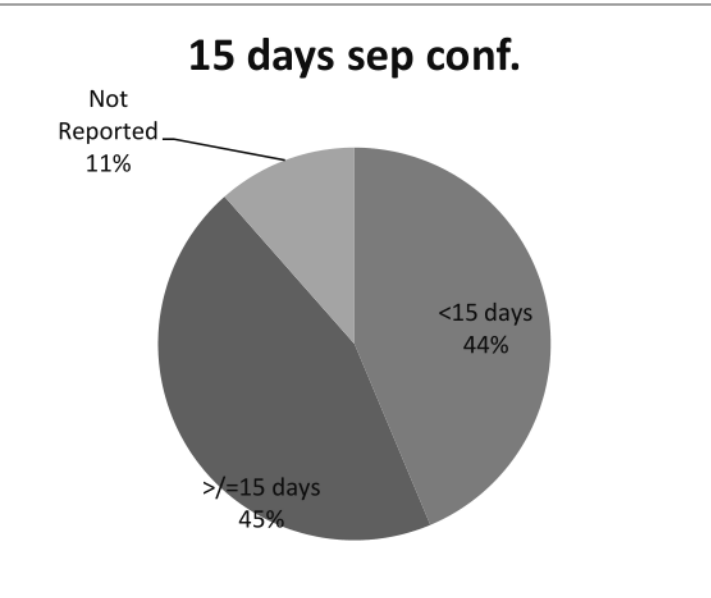
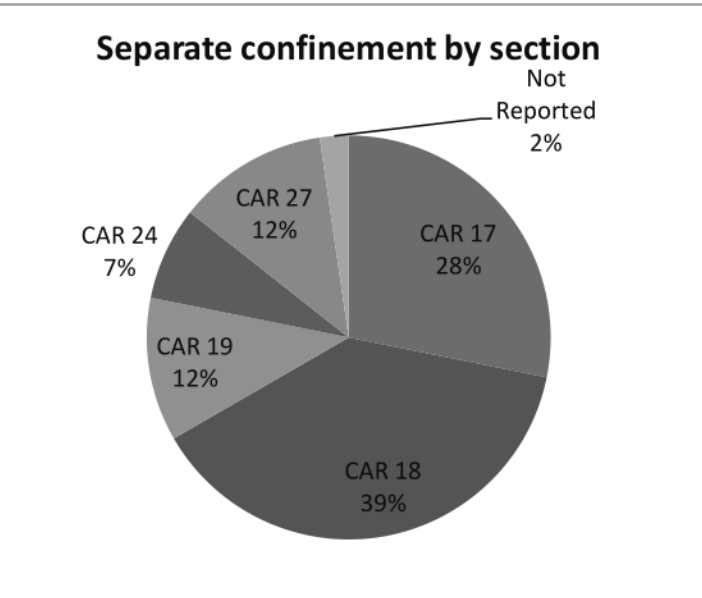
# of people in seg/sc		
Total Number	174	People
CAR 17	49	28%
CAR 18	67	39%
CAR 19	20	11%
CAR 24	13	7%
CAR 27	21	12%
Not Reported	4	2%

Length of stay		
Total Number	174	People
<15 days	76	44%
>=15 days	78	45%
Not Reported	20	11%
Avg length of stay	50.7987	Days

Length of stay - detail		
>=15	78	45%
>30	54	31%
>60	33	19%
>90	27	16%
>150	8	5%
>365	5	3%

# of people with MHN		
Total Number	58	33%
Non MHN	114	66%
Not Reported	2	1%
<15 days	27	16%
>=15 days	29	17%

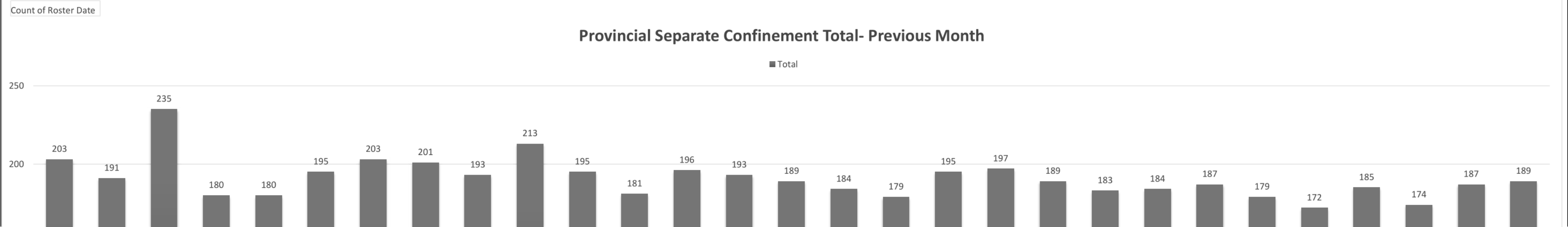
# of Indigenous people		
Indigenous	45	26%
Non Ind.	128	74%
Not Reported	1	1%
<15 days	25	14%
>=15 days	18	10%

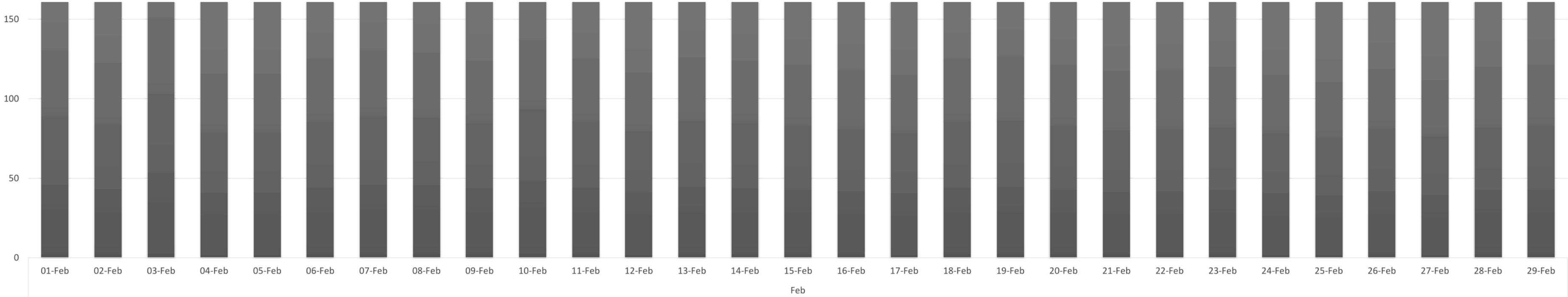


Separate confinement																						
Provincial			ACCW		FMCC		FRCC		KRCC		NCC		NFPC		OCC		PGRCC		SPSC		VIRCC	
Total Number	174	People	6	3%	0	0%	7	4%	6	3%	2	1%	35	20%	38	22%	14	8%	46	26%	20	11%
CAR 17	49	28%	3	6%	0	0%	1	2%	1	2%	1	2%	4	8%	7	14%	5	10%	16	33%	11	22%
CAR 18	67	39%	1	1%	0	0%	5	7%	0	0%	0	0%	9	13%	20	30%	4	6%	21	31%	7	10%
CAR 19	20	11%	1	5%	0	0%	0	0%	0	0%	0	0%	10	50%	3	15%	1	5%	5	25%	0	0%
CAR 24	13	7%	1	8%	0	0%	0	0%	2	15%	1	8%	1	8%	6	46%	0	0%	2	15%	0	0%
CAR 27	21	12%	0	0%	0	0%	1	5%	3	14%	0	0%	7	33%	2	10%	4	19%	2	10%	2	10%
Not Reported	4	2%	0	0%	0	0%	0	0%	0	0%	0	0%	4	100%	0	0%	0	0%	0	0%	0	0%
15 days sep conf.																						
<15 days	76	44%	4	5%	0	0%	1	1%	2	3%	2	3%	12	16%	10	13%	7	9%	26	34%	12	16%
>=15 days	78	45%	2	3%	0	0%	6	8%	1	1%	0	0%	17	22%	19	24%	7	9%	20	26%	6	8%
Not Reported	20	11%	0	0%	0	0%	0	0%	3	15%	0	0%	6	30%	9	45%	0	0%	0	0%	2	10%
MHN sep. conf. people																						
Total Number	58	33%	3	5%	0	0%	3	5%	1	2%	1	2%	10	17%	7	12%	5	9%	22	38%	6	10%
Non MHN	114	66%	3	3%	0	0%	4	4%	5	4%	1	1%	23	20%	31	27%	9	8%	24	21%	14	12%
Not Reported	2	1%	0	0%	0	0%	0	0%	0	0%	0	0%	2	100%	0	0%	0	0%	0	0%	0	0%
<15 days	27	1%	2	7%	0	0%	0	0%	0	0%	1	4%	6	22%	2	7%	1	4%	13	48%	2	7%
>=15 days	29	16%	1	3%	0	0%	3	10%	1	3%	0	0%	3	10%	4	14%	4	14%	9	31%	4	14%
Indigenous sep. conf. people																						
Total Number	45	26%	1	2%	0	0%	1	2%	3	7%	1	2%	7	16%	8	18%	7	16%	14	31%	3	7%
Non Ind.	128	74%	5	4%	0	0%	6	5%	3	2%	1	1%	27	21%	30	23%	7	5%	32	25%	17	13%

Not Reported	1	1%	0	0%	0	0%	0	0%	0	0%	0	0%	1	100%	0	0%	0	0%	0	0%	0	0%
<15 days	25	14%	1	4%	0	0%	0	0%	1	4%	1	4%	3	12%	5	20%	5	20%	8	32%	1	4%
>=15 days	18	10%	0	0%	0	0%	1	6%	0	0%	0	0%	4	22%	3	17%	2	11%	6	33%	2	11%

Part 2: Current and Previous Month

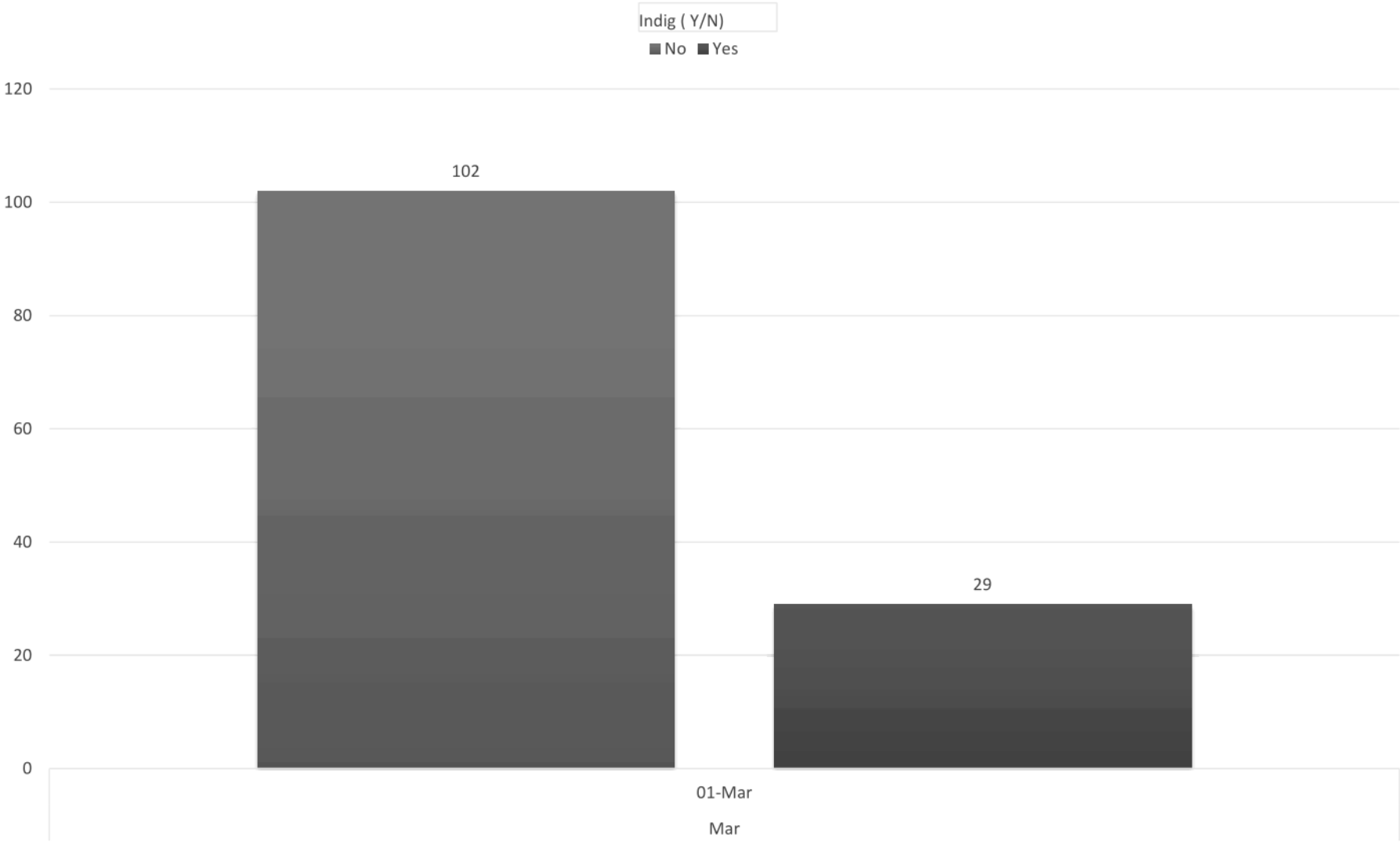




Months Roster Date

Count of Indig (Y/N)

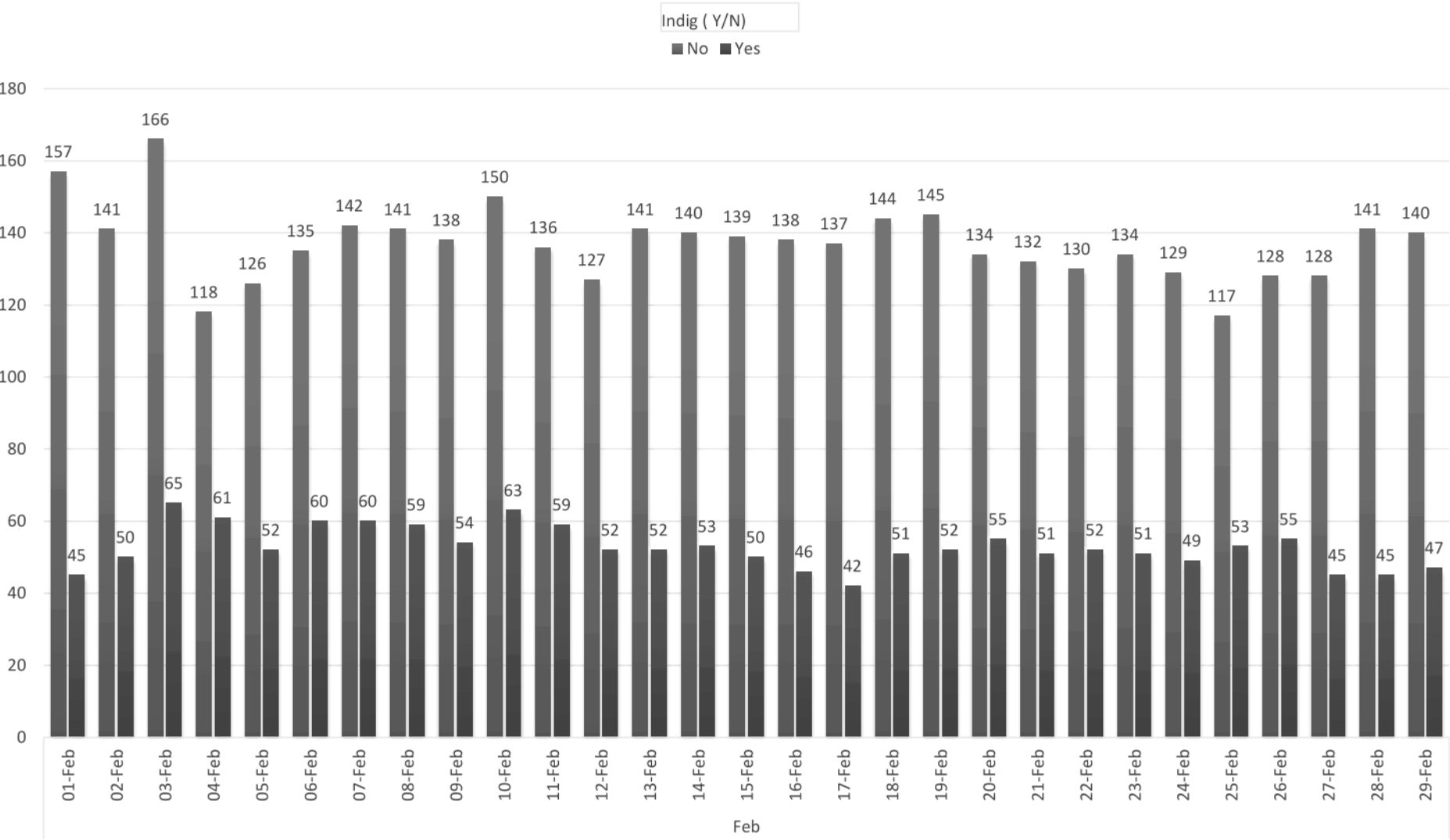
Indigenous Separately Confined People Compared to not Indigenous-Current Month



Months Roster Date

Count of Indig (Y/N)

Indigenous Separately Confined People Compared to not Indigenous-Previous Month



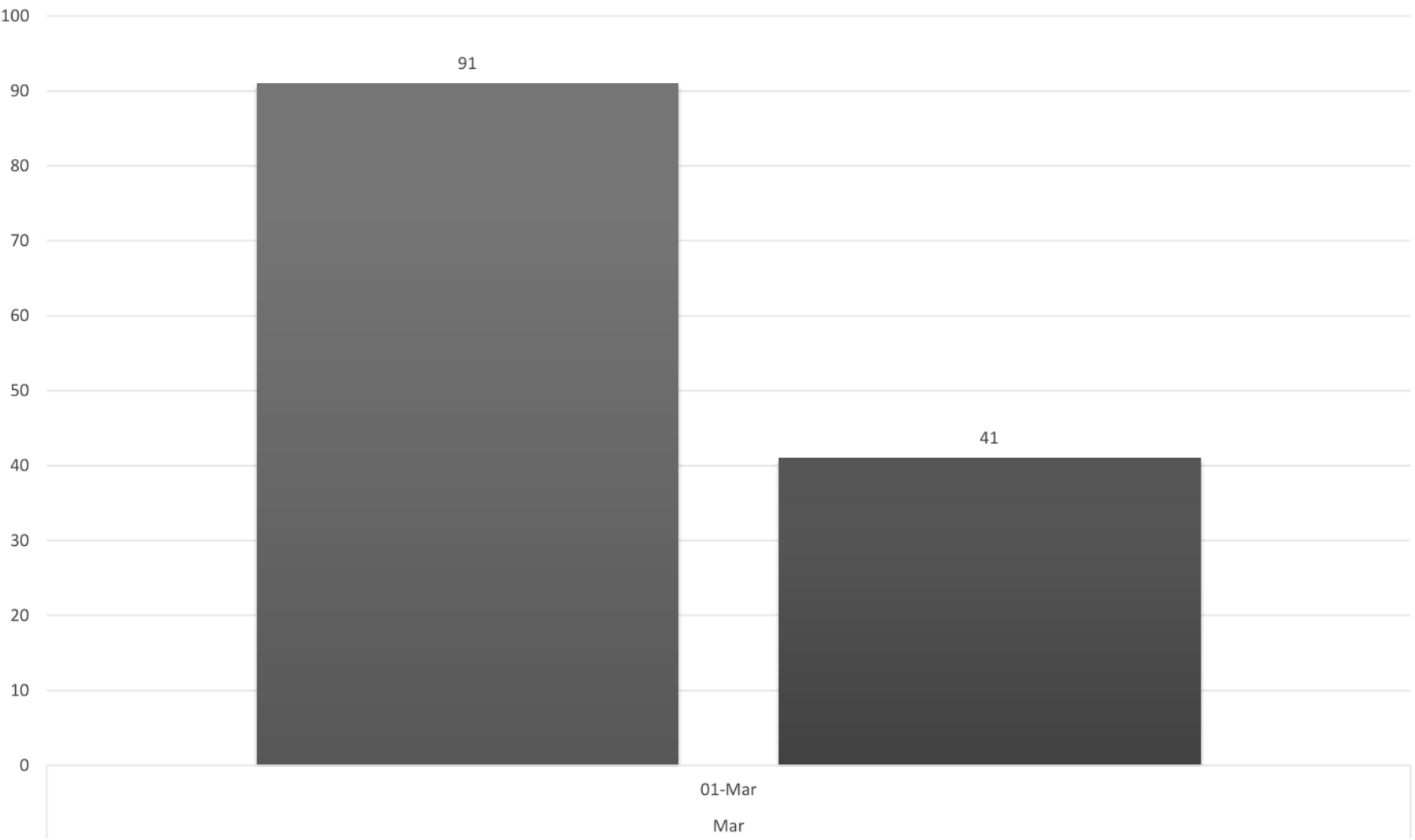
Months Roster Date

Count of MHN (Y/N)

Separately Confined People with MHN Needs Compared to Those Without-
Current Month

MHN (Y/N)

■ No ■ Yes



Months

Roster Date

Count of Section

Number of People Residing on Section 17 Over Time-
Current Month

Section

■ 17

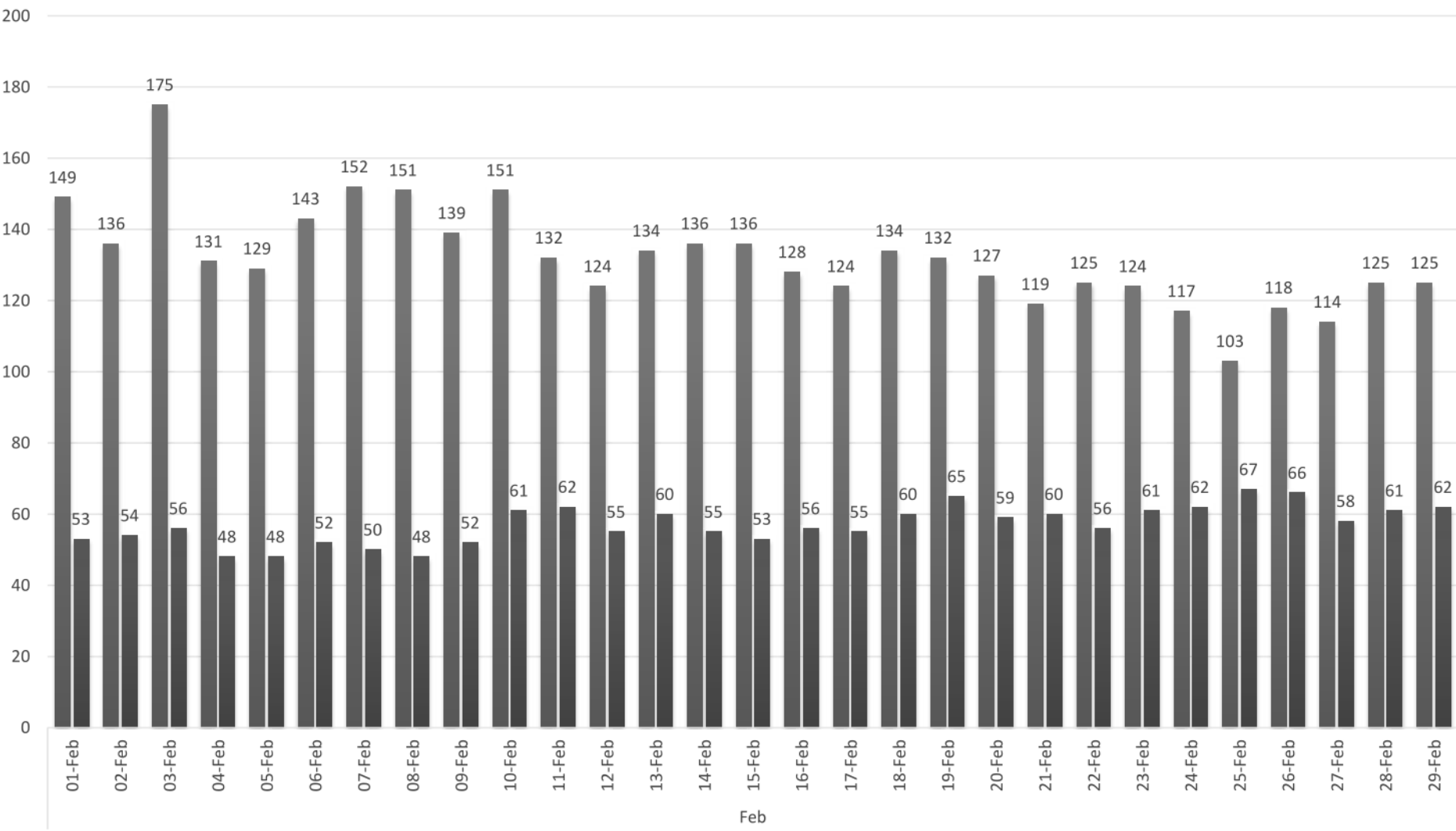


Count of MHN (Y/N)

Separately Confined People with MHN Needs Compared to those without- Previous
Month

MHN (Y/N)

■ No ■ Yes



Months

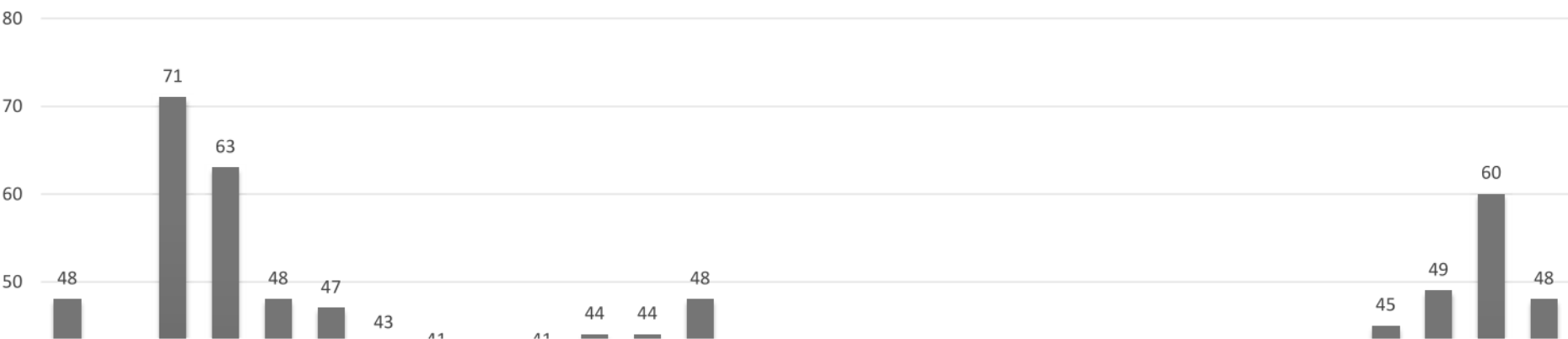
Roster Date

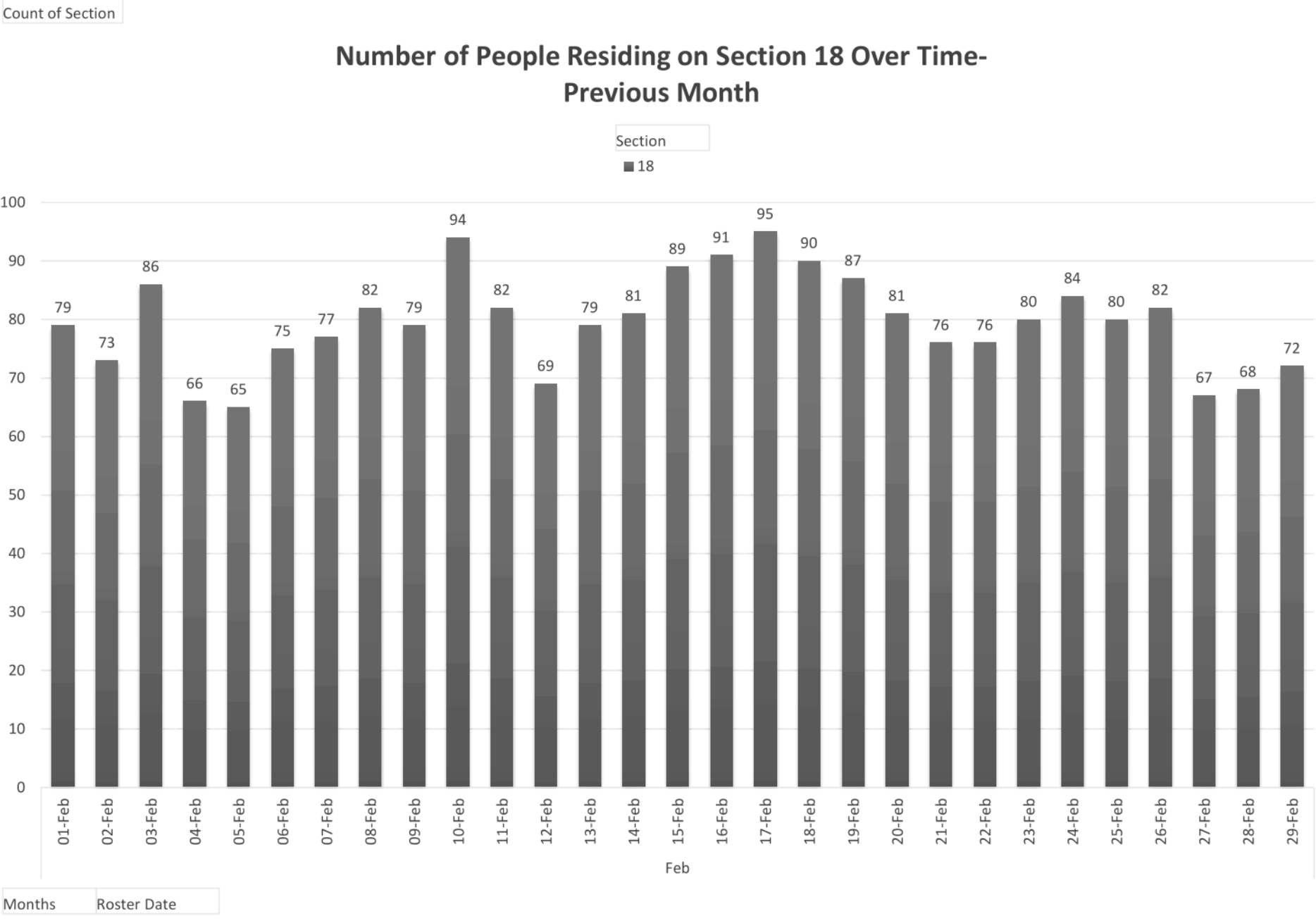
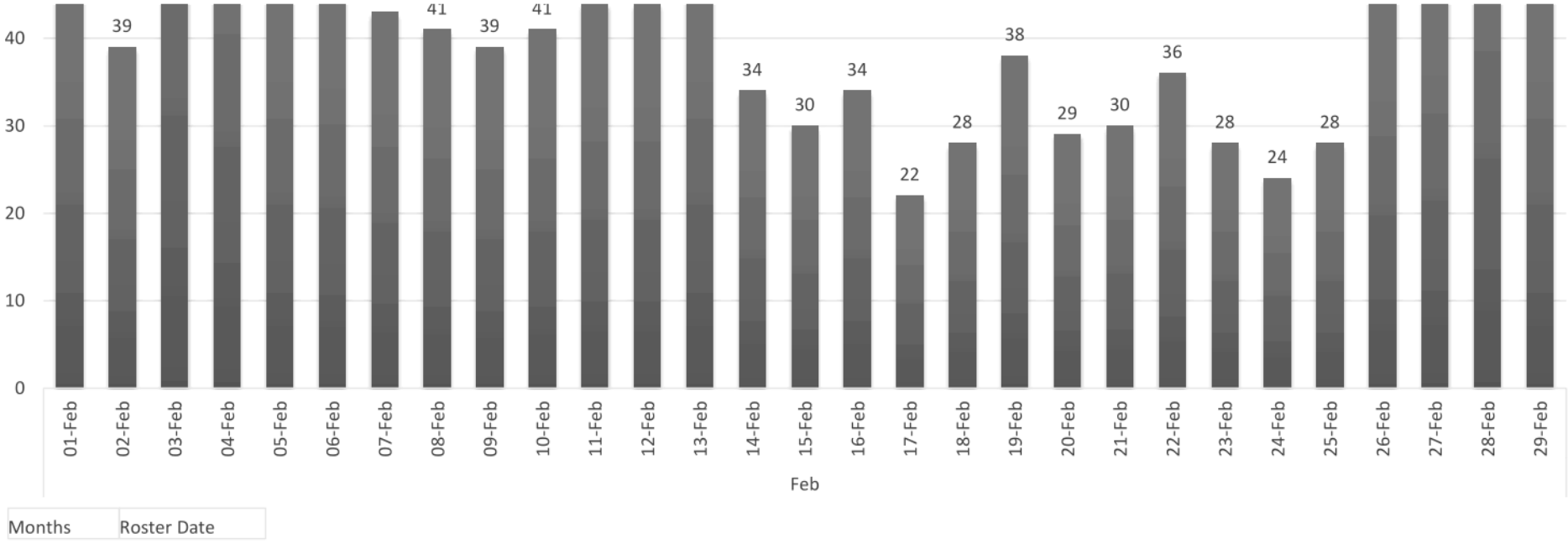
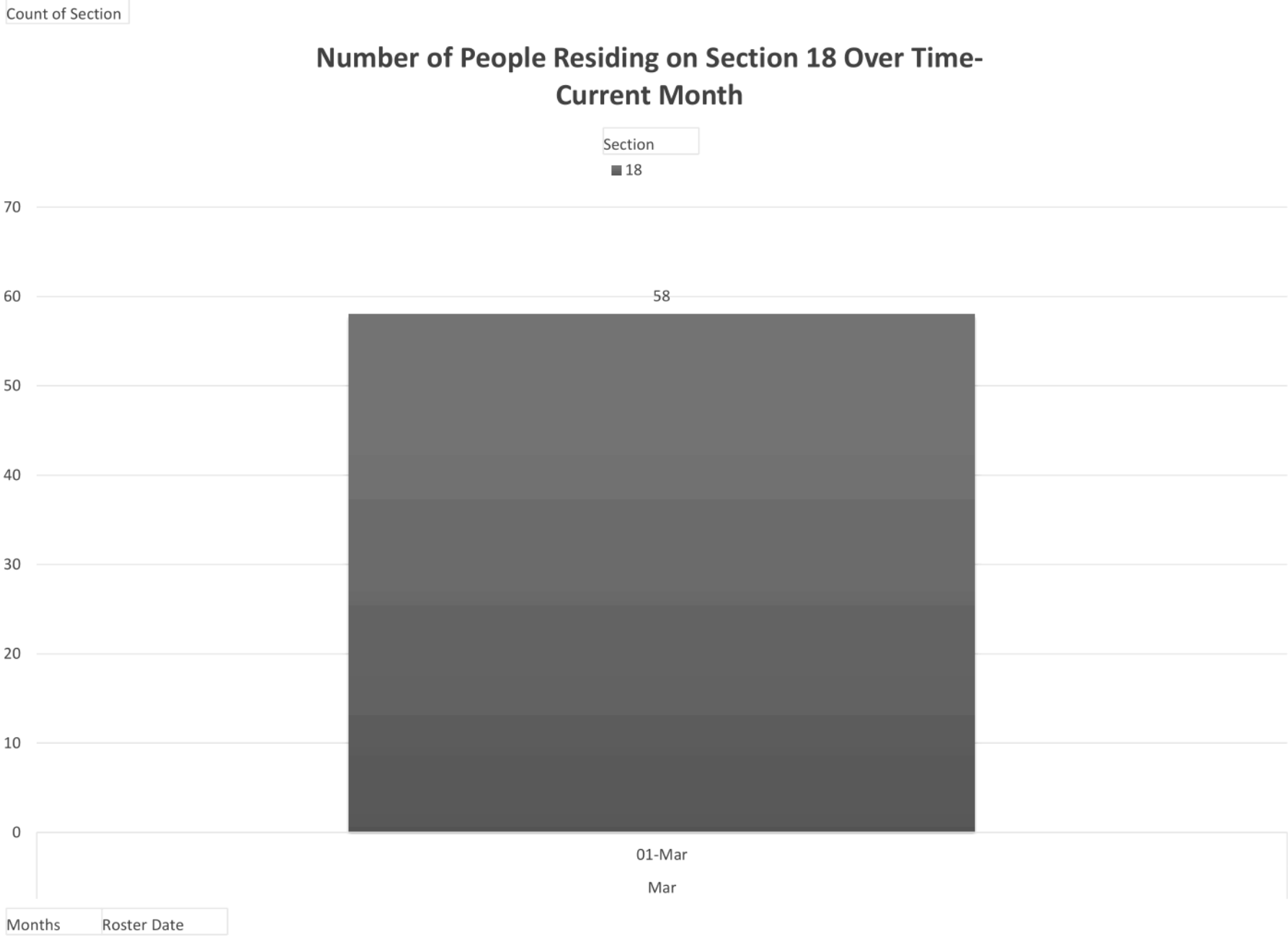
Count of Section

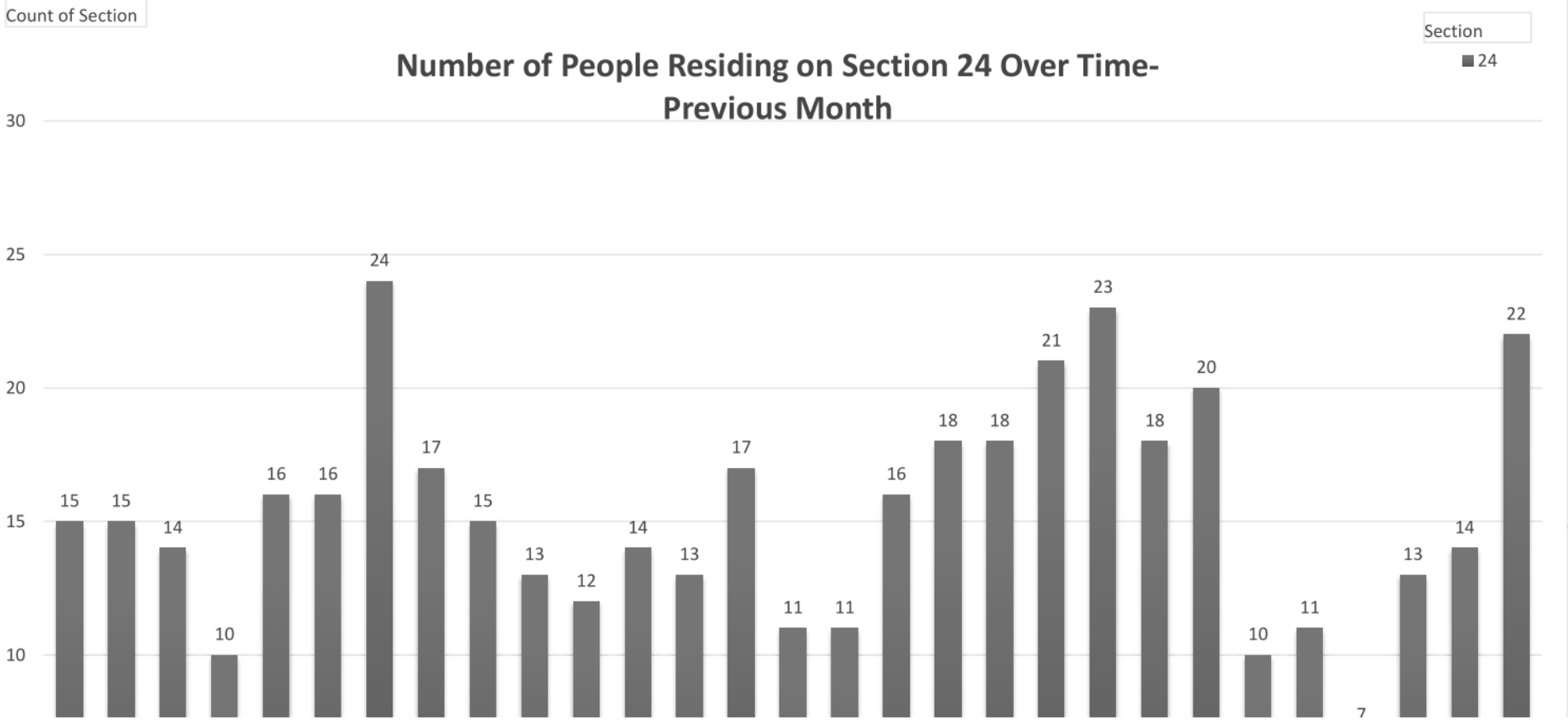
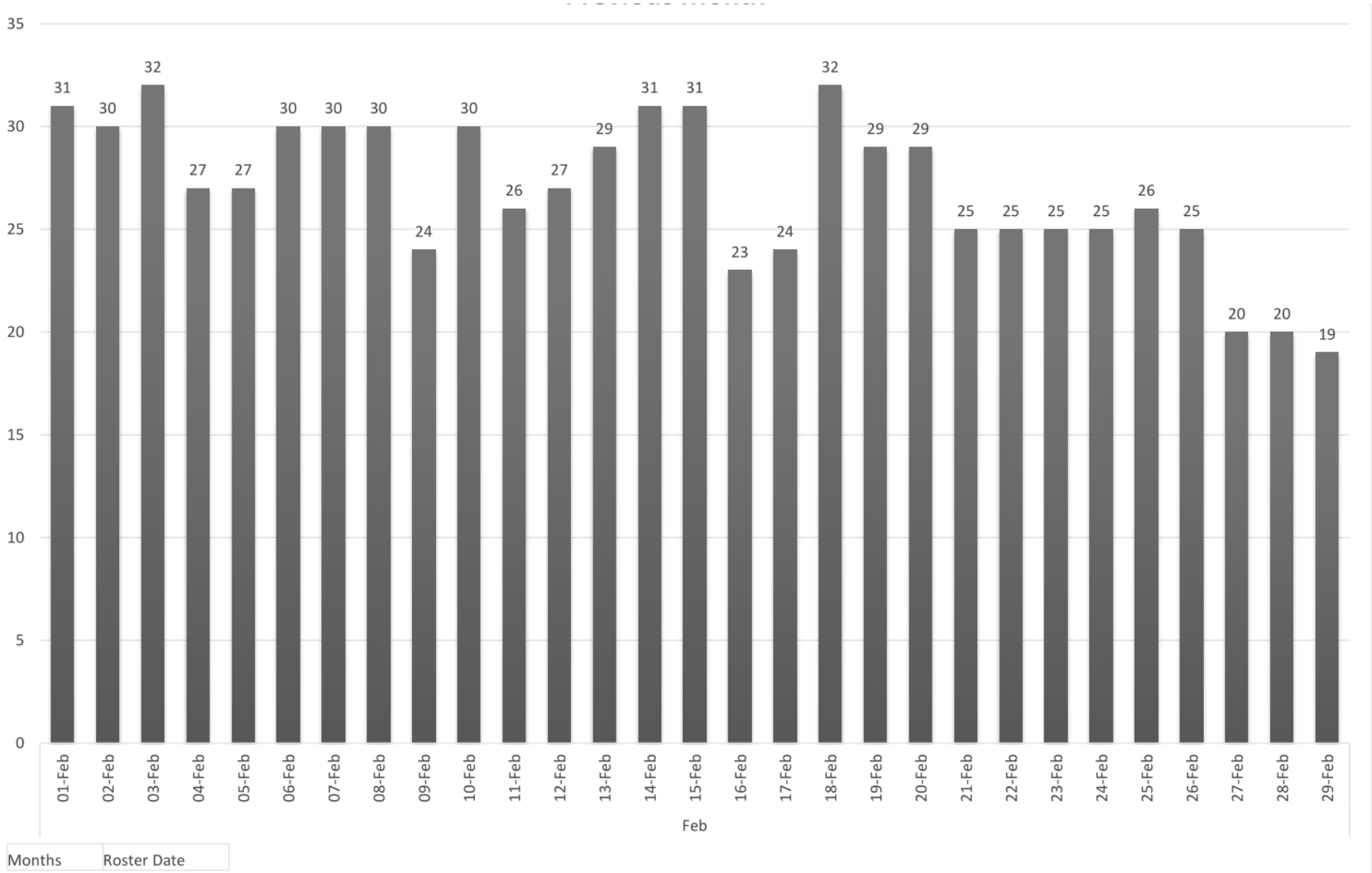
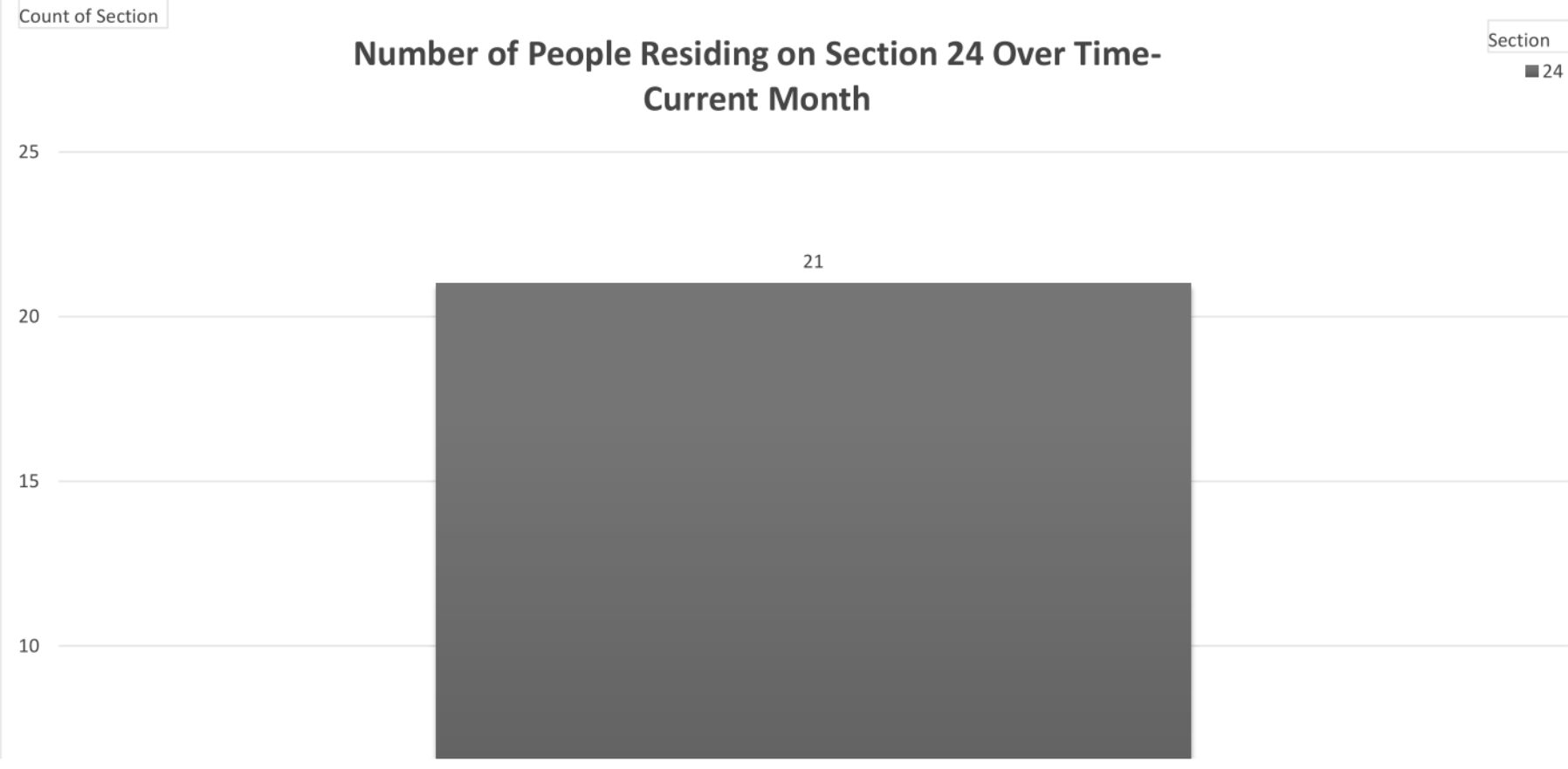
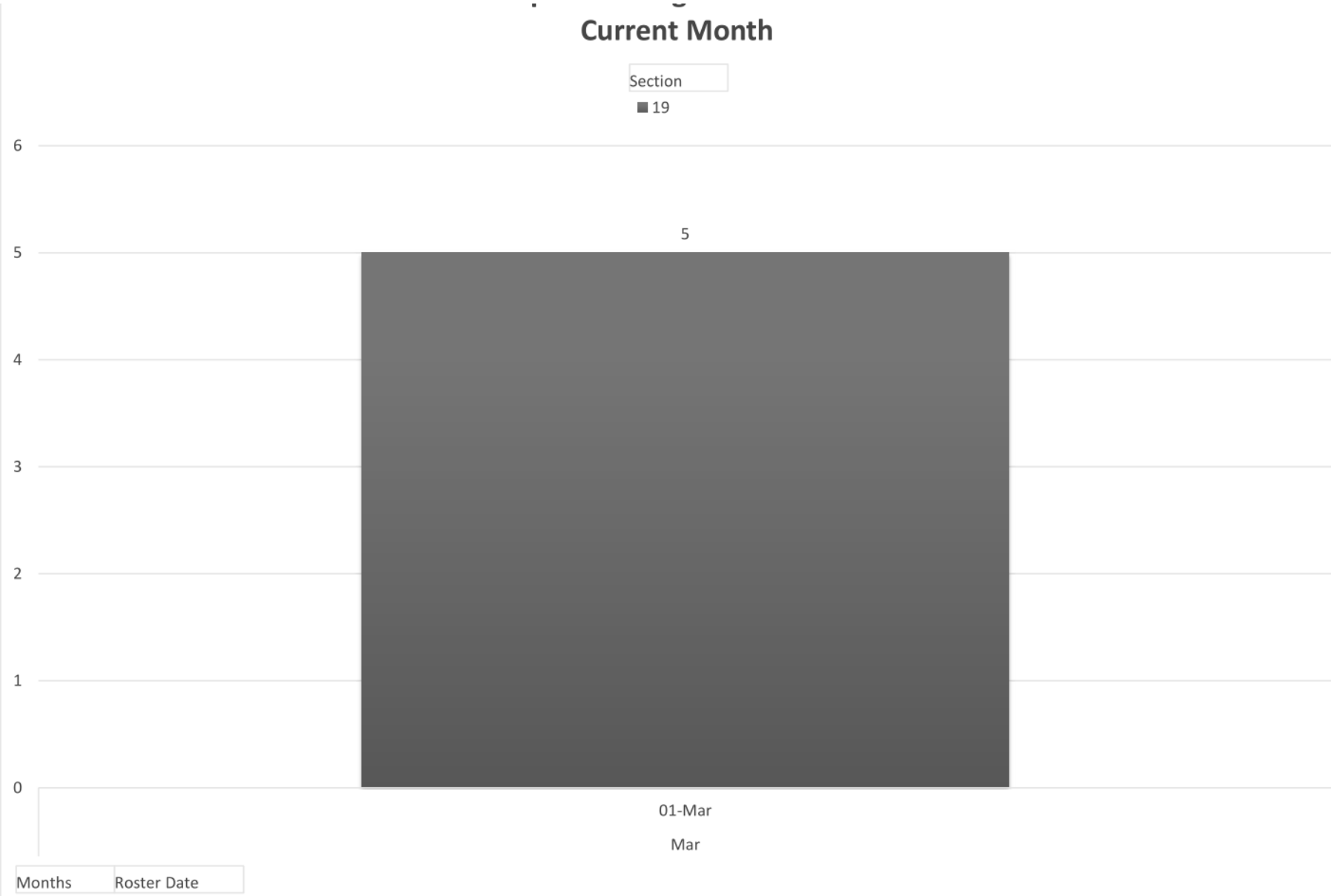
Number of People Residing on Section 17 Over Time-
Previous Month


Section

■ 17







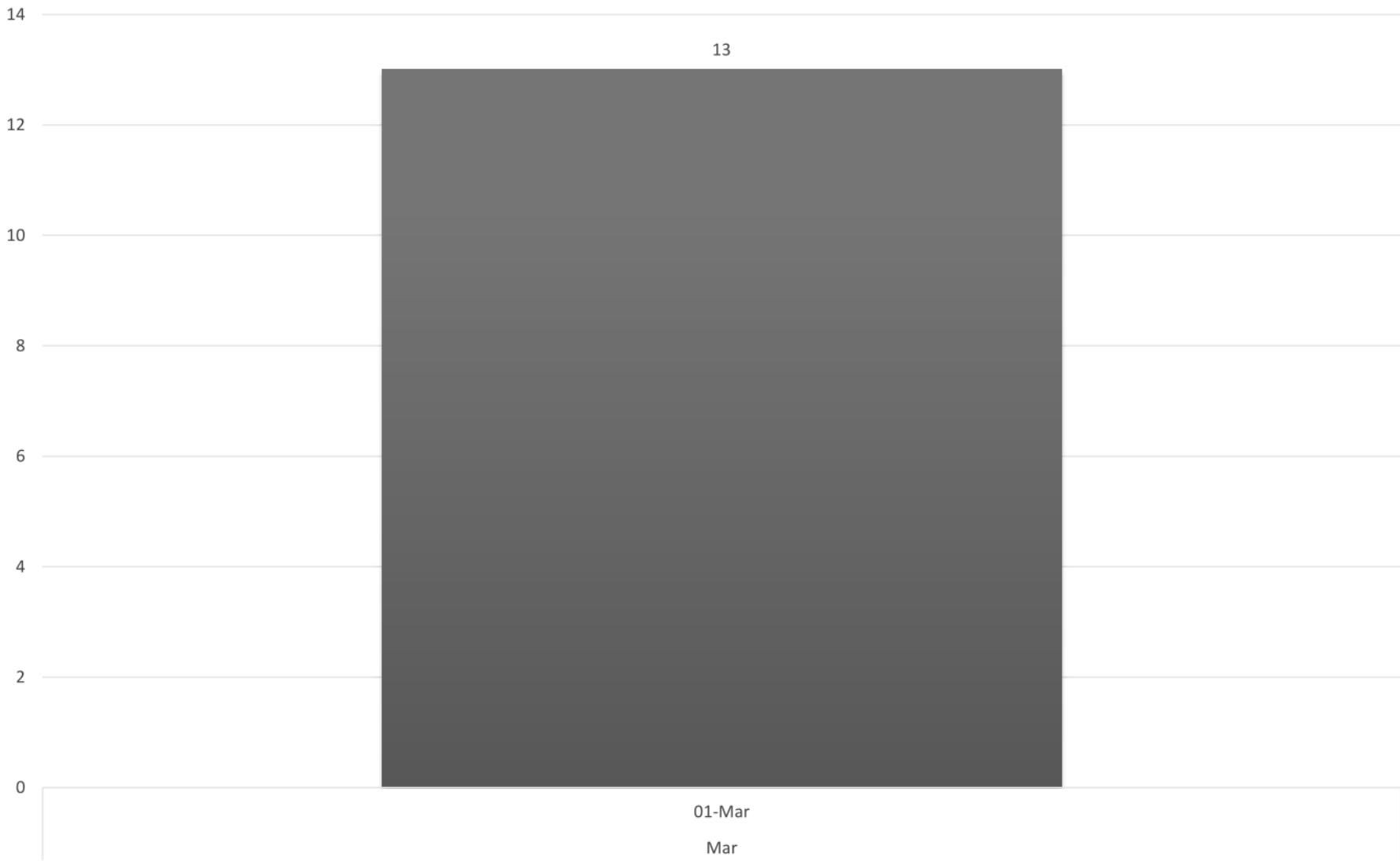


Months Roster Date

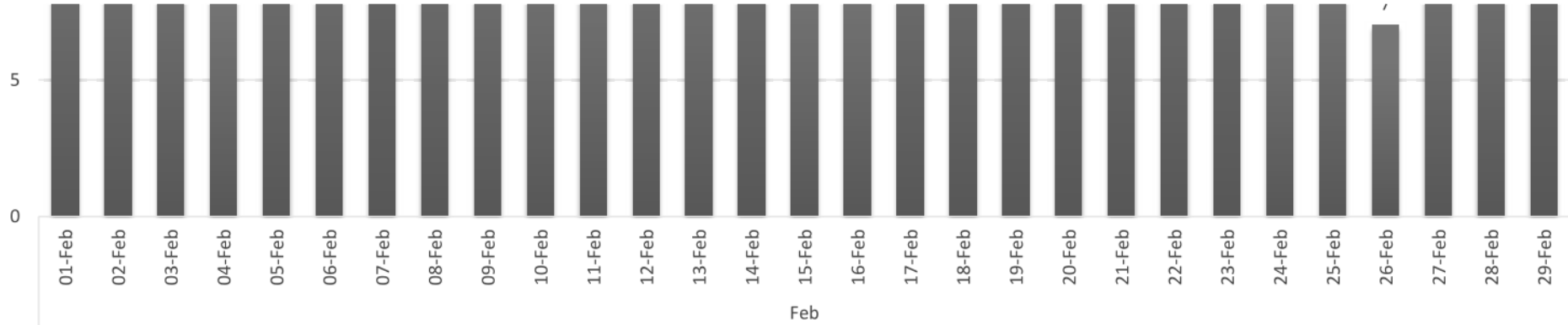
Count of Section

Number of People Residing on Section 27 Over Time-
Current Month

Section
■ 27



Months Roster Date

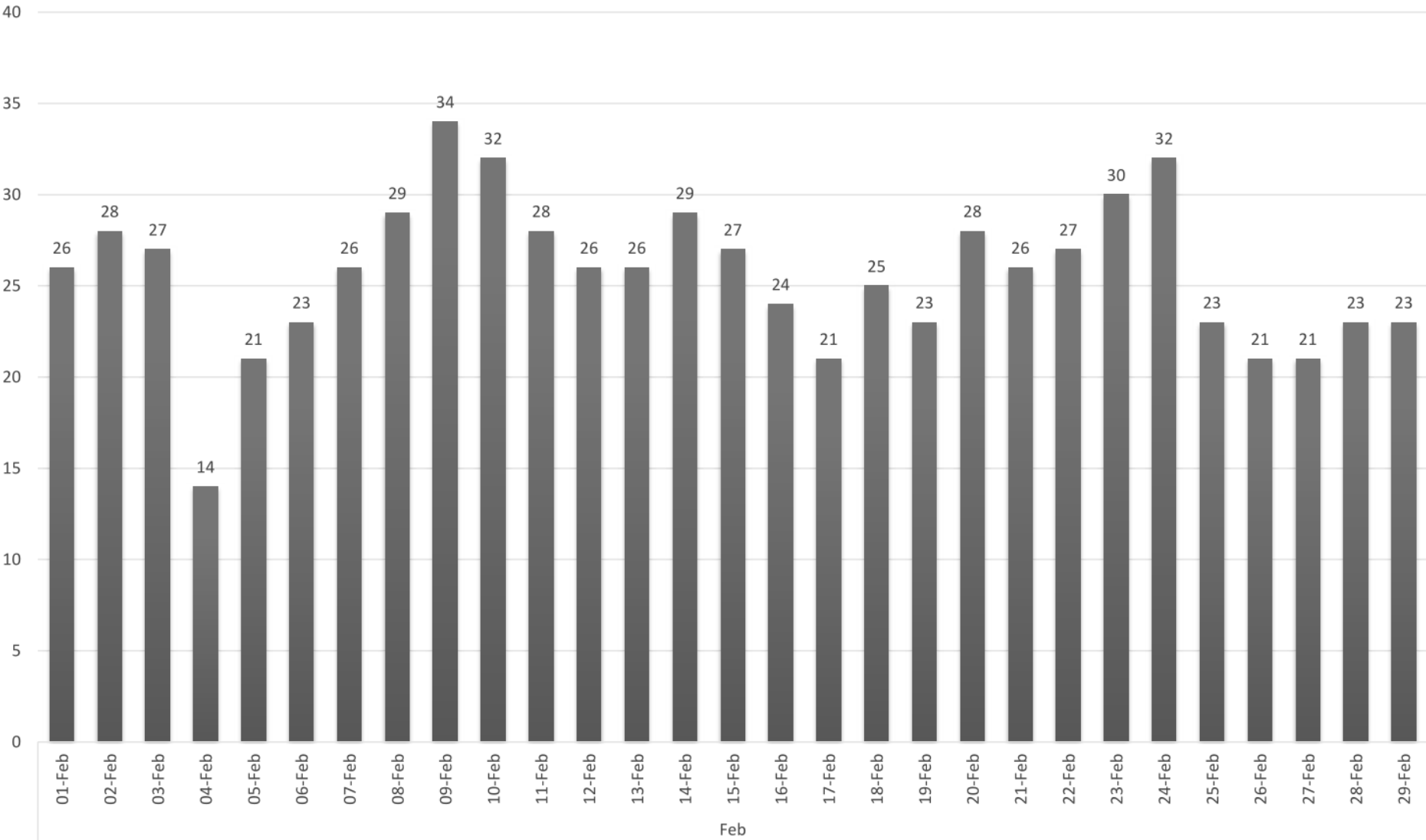


Months Roster Date

Count of Section

Number of People Residing on Section 27 Over Time-
Previous Month

Section
■ 27




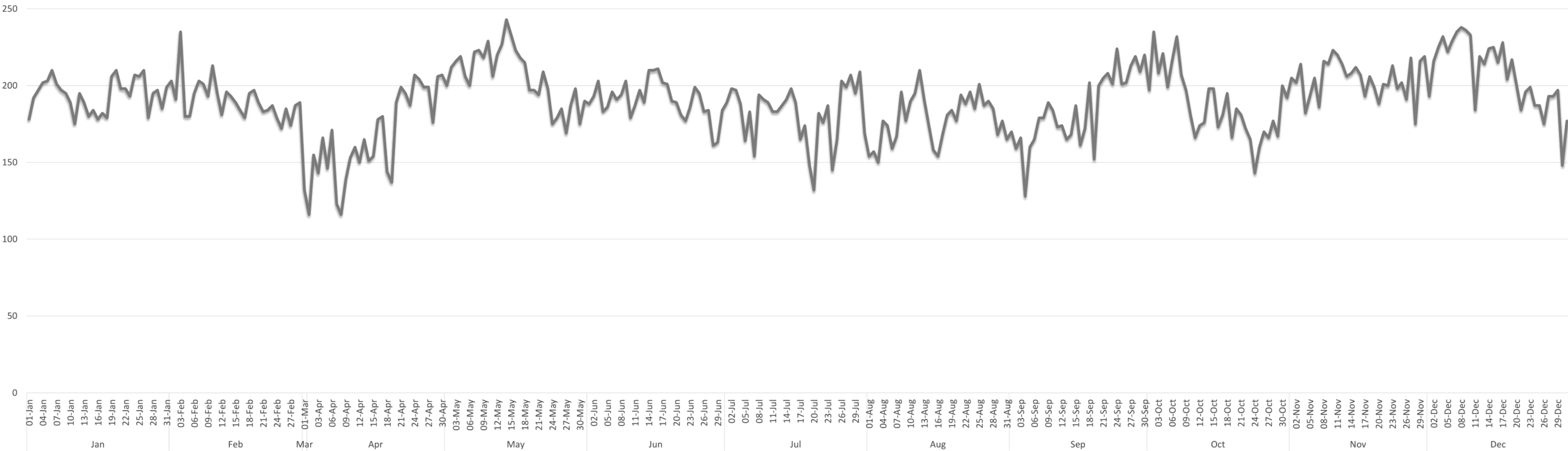
Months Roster Date

Part 3: Total 2019

Count of Roster Date

Provincial Separate Confinement Total: 2019

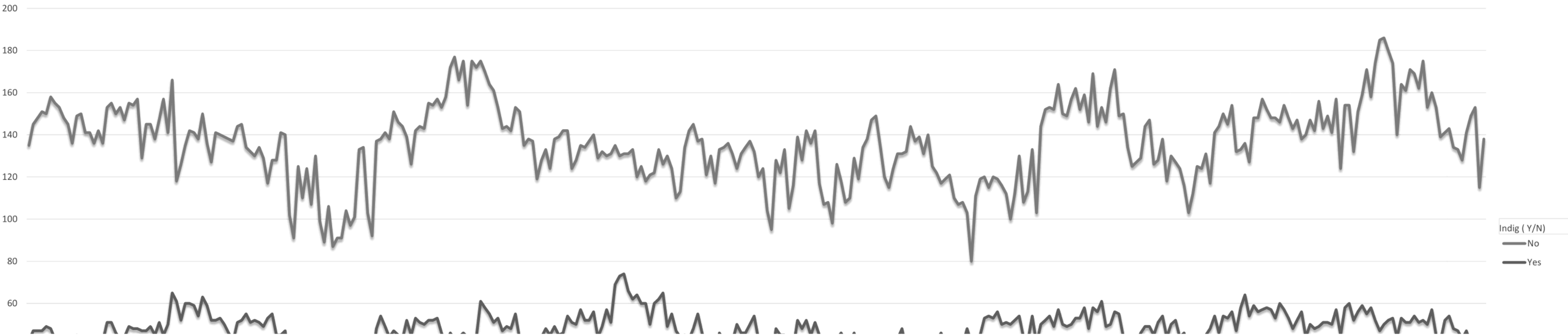


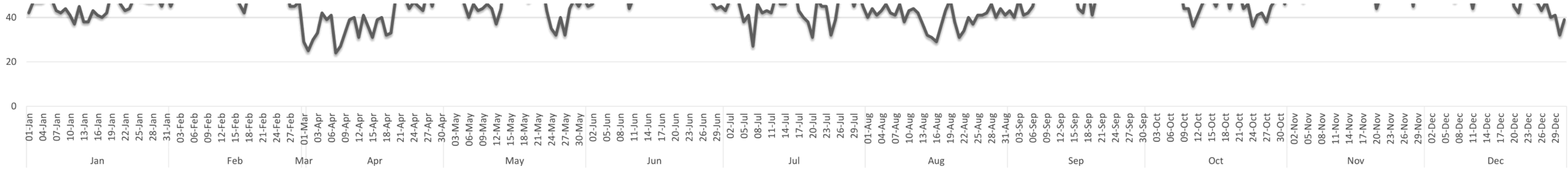


Months Roster Date

Count of Indig (Y/N)

Indigenous Separately Confined People Compared to not Indigenous: 2019

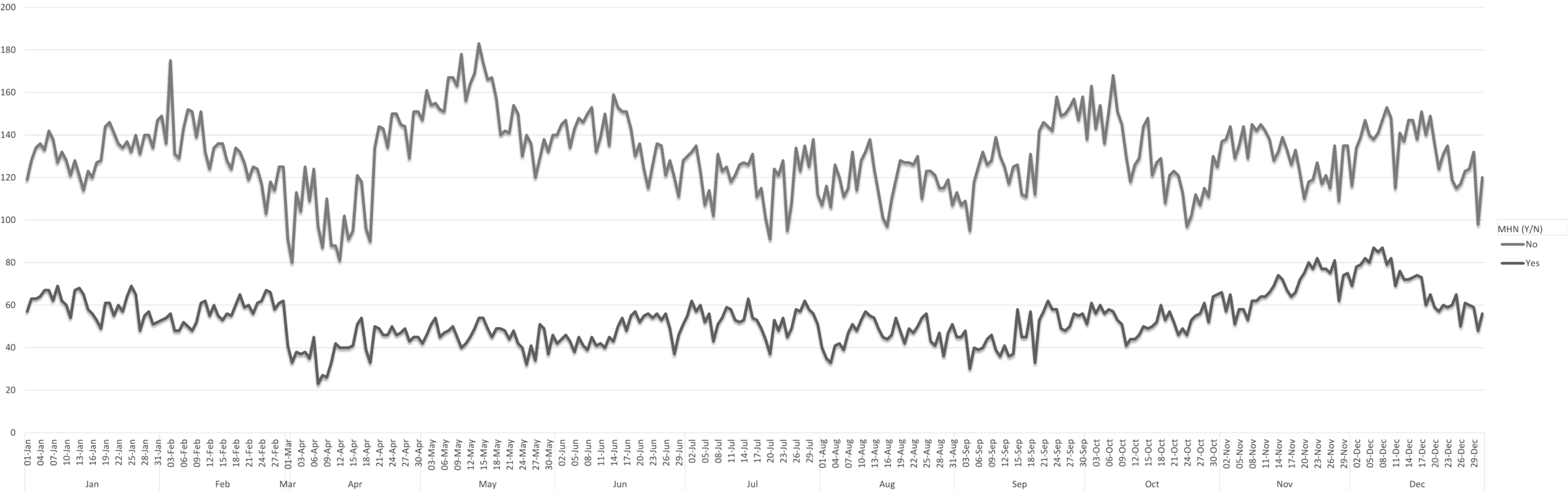




Months Roster Date

Count of MHN (Y/N)


Separately Confined People with MHN Needs Compared to those without: 2019


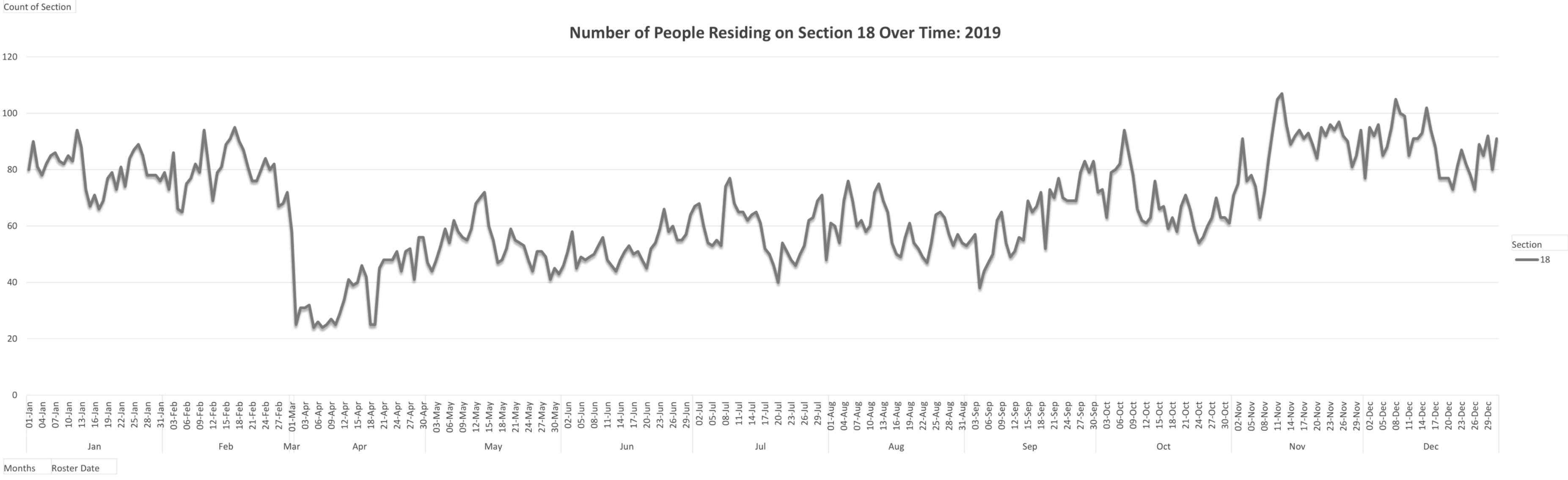
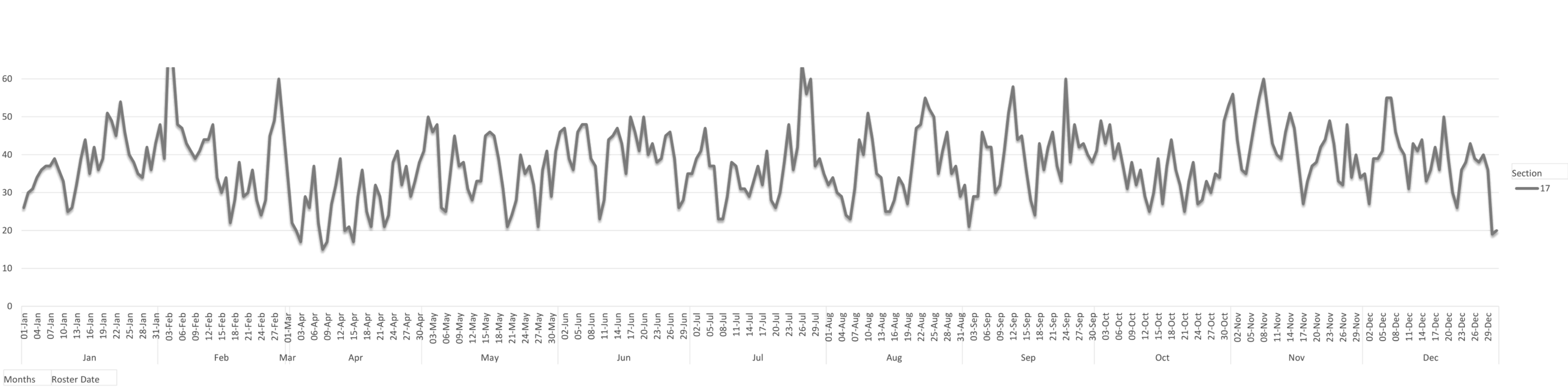


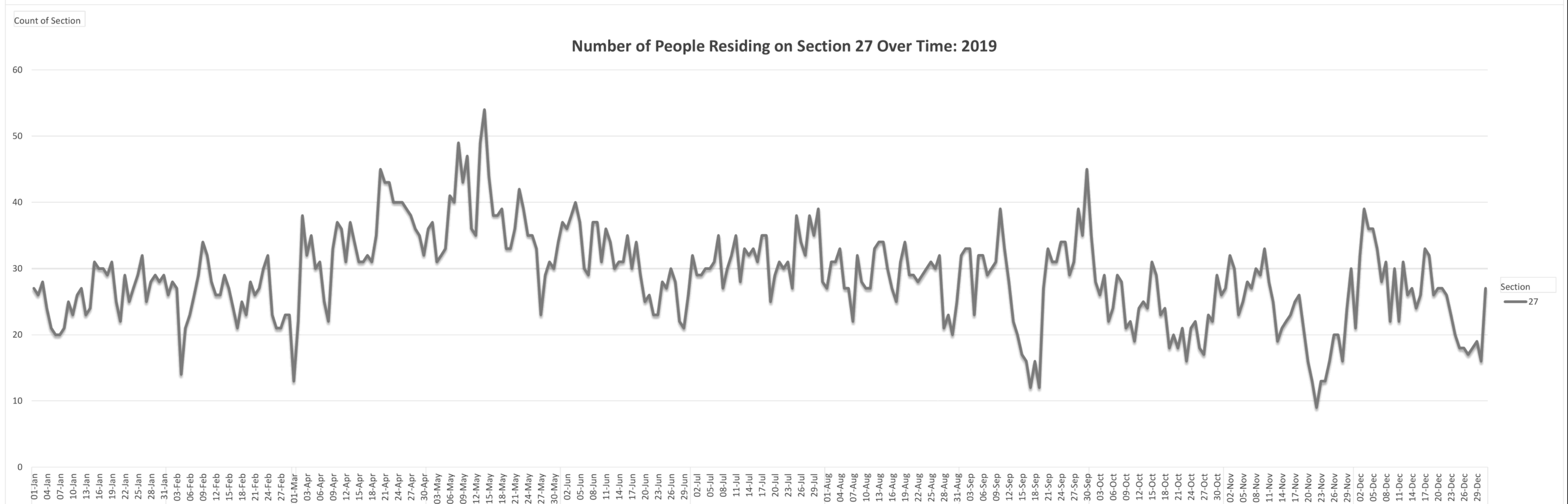
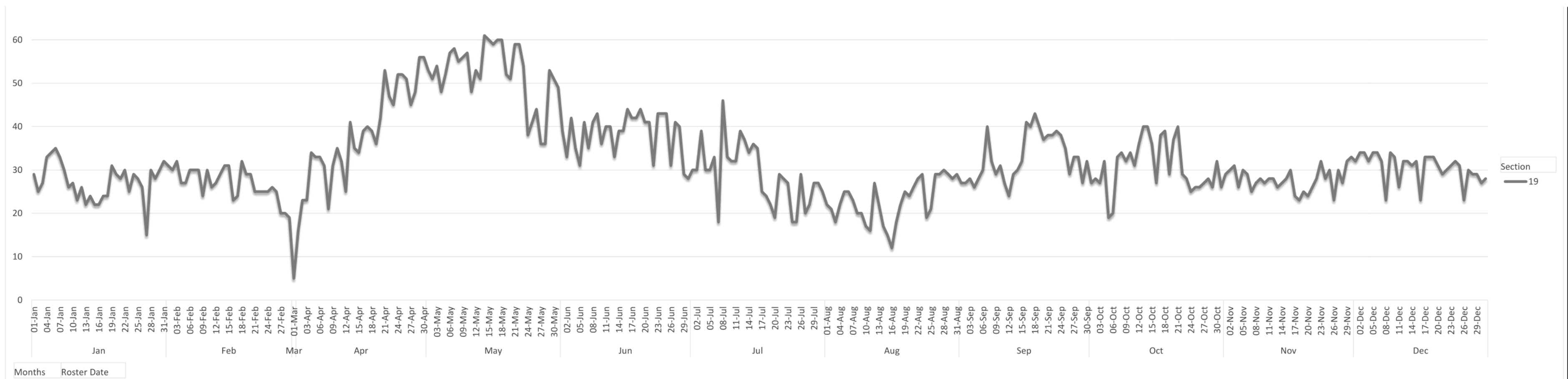
Months Roster Date

Count of Section

Number of People Residing on Section 17 Over Time: 2019







	Jan	Feb	Mar	Apr	May	Jun	Jul	Aug	Sep	Oct	Nov	Dec	
Months	Roster Date												

Weekly Segregation and Separate Confinement Report

BC Corrections - Adult Custody Division

Date 2020-03-05

Part 1: Current state at date of report

Summary totals (entire province)

# of people in seg/sc		
Total Number	213	People
CAR 17	50	23%
CAR 18	85	40%
CAR 19	29	14%
CAR 24	17	8%
CAR 27	31	15%
Not Reported	1	0%

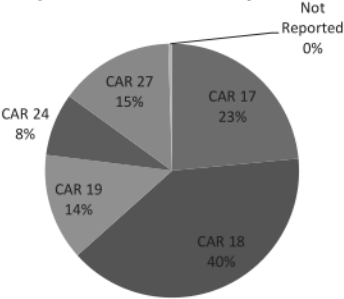
Length of stay		
Total Number	213	People
<15 days	115	54%
>=15 days	88	41%
Not Reported	10	5%
Avg length of stay	43.9212	Days

Length of stay - detail		
>=15	88	41%
>30	63	30%
>60	38	18%
>90	30	14%
>150	11	5%
>365	5	2%

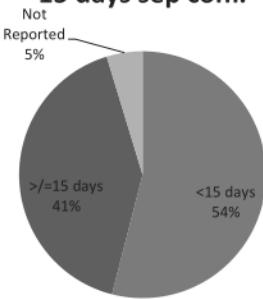
# of people with MHN		
Total Number	62	29%
Non MHN	150	70%
Not Reported	1	0%
<15 days	25	12%
>=15 days	34	16%

# of Indigenous people		
Indigenous	58	27%
Non Ind.	153	72%
Not Reported	2	1%
<15 days	30	14%
>=15 days	26	12%

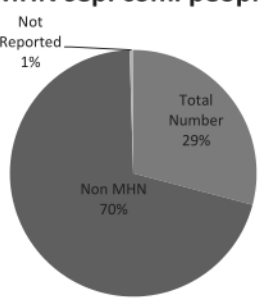
Separate confinement by section



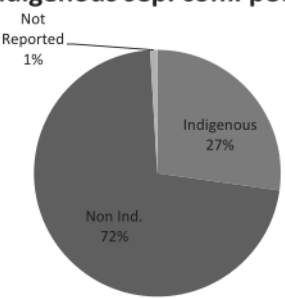
15 days sep conf.



MHN sep. conf. people



Indigenous sep. conf. people



Separate confinement																						
Provincial			ACCW		FMCC		FRCC		KRCC		NCC		NFPC		OCC		PGRCC		SPSC		VIRCC	
Total Number	213	People	5	2%	0	0%	9	4%	22	10%	3	1%	34	16%	42	20%	20	9%	59	28%	19	9%
CAR 17	50	23%	3	6%	0	0%	1	2%	3	6%	3	6%	4	8%	9	18%	6	12%	16	32%	5	10%
CAR 18	85	40%	0	0%	0	0%	5	6%	7	8%	0	0%	10	12%	22	26%	6	7%	27	32%	8	9%
CAR 19	29	14%	1	3%	0	0%	0	0%	8	28%	0	0%	12	41%	3	10%	1	3%	4	14%	0	0%
CAR 24	17	8%	0	0%	0	0%	0	0%	2	12%	0	0%	2	12%	2	12%	4	24%	7	41%	0	0%
CAR 27	31	15%	1	3%	0	0%	3	10%	2	6%	0	0%	5	16%	6	19%	3	10%	5	16%	6	19%
Not Reported	1	0%	0	0%	0	0%	0	0%	0	0%	0	0%	1	100%	0	0%	0	0%	0	0%	0	0%
15 days sep conf.																						
<15 days	115	54%	3	3%	0	0%	3	3%	9	8%	3	3%	12	10%	19	17%	13	11%	40	35%	13	11%
>/=15 days	88	41%	2	2%	0	0%	6	7%	11	13%	0	0%	20	23%	19	22%	7	8%	19	22%	4	5%
Not Reported	10	5%	0	0%	0	0%	0	0%	2	20%	0	0%	2	20%	4	40%	0	0%	0	0%	2	20%
MHN sep. conf. people																						
Total Number	62	29%	1	2%	0	0%	3	5%	8	13%	1	2%	11	18%	13	21%	5	8%	17	27%	3	5%
Non MHN	150	70%	4	3%	0	0%	6	4%	14	9%	2	1%	23	15%	29	19%	15	10%	42	28%	15	10%
Not Reported	1	0%	0	0%	0	0%	0	0%	0	0%	0	0%	0	0%	0	0%	0	0%	0	0%	1	100%
<15 days	25	0%	0	0%	0	0%	0	0%	2	8%	1	4%	5	20%	6	24%	1	4%	9	36%	1	4%
>/=15 days	34	12%	1	3%	0	0%	3	9%	5	15%	0	0%	5	15%	6	18%	4	12%	8	24%	2	6%
Indigenous sep. conf. people																						
Total Number	58	27%	1	2%	0	0%	1	2%	11	19%	0	0%	8	14%	9	16%	9	16%	19	33%	0	0%
Non Ind.	153	72%	4	3%	0	0%	8	5%	11	7%	3	2%	26	17%	32	21%	11	7%	40	26%	18	12%
Not Reported	2	1%	0	0%	0	0%	0	0%	0	0%	0	0%	0	0%	1	50%	0	0%	0	0%	1	50%
<15 days	30	14%	1	3%	0	0%	0	0%	5	17%	0	0%	1	3%	3	10%	7	23%	13	43%	0	0%
>/=15 days	26	12%	0	0%	0	0%	1	4%	5	19%	0	0%	7	27%	5	19%	2	8%	6	23%	0	0%

Weekly Segregation and Separate Confinement Report

BC Corrections - Adult Custody Division

Date 2020-03-12

Part 1: Current state at date of report

Summary totals (entire province)

March

# of people in seg/sc		
Total Number	204	People
CAR 17	49	24%
CAR 18	81	40%
CAR 19	25	12%
CAR 24	20	10%
CAR 27	24	12%
Not Reported	5	2%

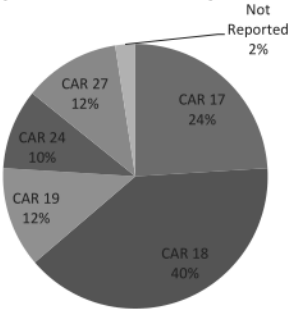
Length of stay		
Total Number	204	People
<15 days	115	56%
>=15 days	73	36%
Not Reported	16	8%
Avg length of stay	43.9202	Days

Length of stay - detail		
>=15	73	36%
>30	51	25%
>60	30	15%
>90	26	13%
>150	11	5%
>365	5	2%

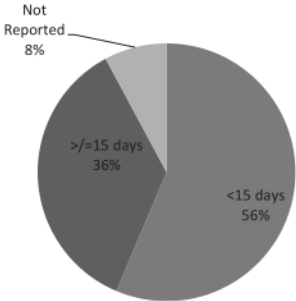
# of people with MHN		
Total Number	71	35%
Non MHN	133	65%
Not Reported	0	0%
<15 days	39	0%
>=15 days	27	19%

# of Indigenous people		
Indigenous	58	28%
Non Ind.	146	72%
Not Reported	0	0%
<15 days	34	17%
>=15 days	21	10%

Separate confinement by section



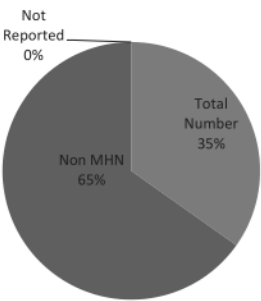
15 days sep conf.



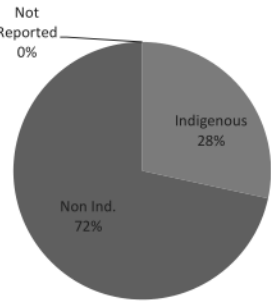
of people sep. confined as of above date, per centre; divided by the monthly average centre count (for frame of reference only)

Average Month -		March 2020
Centre	Avg Count	% Sep Conf.
ACCW	107	14%
FMCC	73	0%
FRCC	259	4%
KRCC	212	11%
NCC	81	1%
NFPC	349	12%
OCC	289	13%
PGRCC	159	12%
SPSC	405	13%
VIRCC	251	2%

MHN Sep. conf. people



Indigenous Sep. conf. people



Separate confinement																						
Provincial			ACCW		FMCC		FRCC		KRCC		NCC		NFPC		OCC		PGRCC		SPSC		VIRCC	
Total Number	204	People	15	7%	0	0%	11	5%	23	11%	1	0%	41	20%	37	18%	19	9%	51	25%	6	3%
CAR 17	49	24%	7	14%	0	0%	4	8%	1	2%	1	2%	6	12%	5	10%	5	10%	20	41%	0	0%
CAR 18	81	40%	7	9%	0	0%	5	6%	6	7%	0	0%	13	16%	20	25%	8	10%	22	27%	0	0%
CAR 19	25	12%	1	4%	0	0%	0	0%	8	32%	0	0%	11	44%	2	8%	2	8%	1	4%	0	0%
CAR 24	20	10%	0	0%	0	0%	2	10%	4	20%	0	0%	2	10%	5	25%	0	0%	3	15%	4	20%
CAR 27	24	12%	0	0%	0	0%	0	0%	4	17%	0	0%	4	17%	5	21%	4	17%	5	21%	2	8%
Not Reported	5	2%	0	0%	0	0%	0	0%	0	0%	0	0%	5	100%	0	0%	0	0%	0	0%	0	0%
15 days sep conf.																						
<15 days	115	56%	12	10%	0	0%	3	3%	11	10%	1	1%	19	17%	17	15%	12	10%	37	32%	3	3%
>/=15 days	73	36%	2	3%	0	0%	5	7%	11	15%	0	0%	19	26%	15	21%	7	10%	14	19%	0	0%
Not Reported	16	8%	1	6%	0	0%	3	19%	1	6%	0	0%	3	19%	5	31%	0	0%	0	0%	3	19%
MHN sep. conf. people																						
Total Number	71	35%	10	14%	0	0%	3	4%	8	11%	0	0%	13	18%	10	14%	6	8%	19	27%	2	3%
Non MHN	133	65%	5	4%	0	0%	8	6%	15	11%	1	1%	28	21%	27	20%	13	10%	32	24%	4	3%
Not Reported	0	0%	0	0%	0	0%	0	0%	0	0%	0	0%	0	0%	0	0%	0	0%	0	0%	0	0%
<15 days	39	0%	8	21%	0	0%	0	0%	2	5%	0	0%	8	21%	4	10%	2	5%	15	38%	0	0%
>/=15 days	27	19%	1	4%	0	0%	3	11%	5	19%	0	0%	5	19%	5	19%	4	15%	4	15%	0	0%
Indigenous sep. conf. people																						
Total Number	58	28%	5	9%	0	0%	2	3%	9	16%	0	0%	9	16%	4	7%	11	19%	17	29%	1	2%
Non Ind.	146	72%	10	7%	0	0%	9	6%	14	10%	1	1%	32	22%	33	23%	8	5%	34	23%	5	3%
Not Reported	0	0%	0	0%	0	0%	0	0%	0	0%	0	0%	0	0%	0	0%	0	0%	0	0%	0	0%
<15 days	34	17%	5	15%	0	0%	0	0%	3	9%	0	0%	4	12%	1	3%	9	26%	12	35%	0	0%
>/=15 days	21	10%	0	0%	0	0%	1	5%	5	24%	0	0%	5	24%	3	14%	2	10%	5	24%	0	0%

Weekly Segregation and Separate Confinement Report

BC Corrections - Adult Custody Division

Date 2020-03-19

Part 1: Current state at date of report

Summary totals (entire province)

March

# of people in seg/sc		
Total Number	207	People
CAR 17	49	24%
CAR 18	95	46%
CAR 19	22	11%
CAR 24	24	12%
CAR 27	17	8%
Not Reported	0	0%

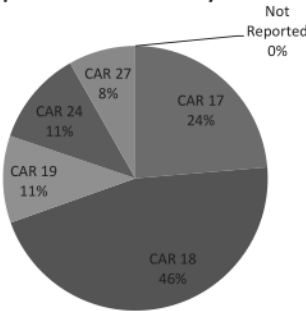
Length of stay		
Total Number	207	People
<15 days	109	53%
>=15 days	81	39%
Not Reported	17	8%
Avg length of stay	44.9053	Days

Length of stay - detail		
>=15	81	39%
>30	58	28%
>60	34	16%
>90	25	12%
>150	13	6%
>365	5	2%

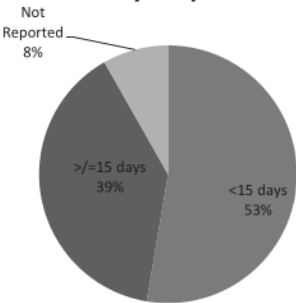
# of people with MHN		
Total Number	54	26%
Non MHN	151	73%
Not Reported	2	1%
<15 days	27	0%
>=15 days	25	13%

# of Indigenous people		
Indigenous	51	25%
Non Ind.	153	74%
Not Reported	3	1%
<15 days	29	14%
>=15 days	19	9%

Separate confinement by section

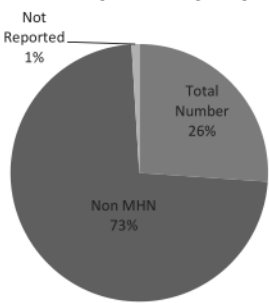


15 days sep conf.

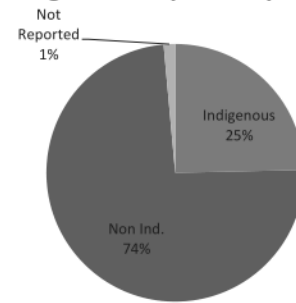


exact # of people sep. confined at a centre divided by the monthly average centre count (for frame of reference only)		
Average Month -		March 2020
Centre	Avg Count	% Sep Conf.
ACCW	104	9%
FMCC	72	0%
FRCC	245	4%
KRCC	208	8%
NCC	82	0%
NFPC	347	12%
OCC	292	14%
PGRCC	160	10%
SPSC	408	11%
VIRCC	248	11%

MHN Sep. conf. people



Indigenous Sep. conf. people



Separate confinement																						
Provincial			ACCW		FMCC		FRCC		KRCC		NCC		NFPC		OCC		PGRCC		SPSC		VIRCC	
Total Number	207	People	9	4%	0	0%	11	5%	16	8%	0	0%	40	19%	42	20%	16	8%	46	22%	27	13%
CAR 17	49	24%	2	4%	0	0%	2	4%	2	4%	0	0%	7	14%	10	20%	6	12%	12	24%	8	16%
CAR 18	95	46%	5	5%	0	0%	8	8%	4	4%	0	0%	14	15%	23	24%	4	4%	26	27%	11	12%
CAR 19	22	11%	1	5%	0	0%	0	0%	6	27%	0	0%	11	50%	2	9%	1	5%	1	5%	0	0%
CAR 24	24	12%	1	4%	0	0%	1	4%	1	4%	0	0%	3	13%	3	13%	4	17%	4	17%	7	29%
CAR 27	17	8%	0	0%	0	0%	0	0%	3	18%	0	0%	5	29%	4	24%	1	6%	3	18%	1	6%
Not Reported	0	0%	0	#DIV/0!	0	#DIV/0!	0	#DIV/0!	0	#DIV/0!	0	#DIV/0!	0	#DIV/0!	0	#DIV/0!	0	#DIV/0!	0	#DIV/0!	0	#DIV/0!
15 days sep conf.																						
<15 days	109	53%	8	7%	0	0%	2	2%	5	5%	0	0%	15	14%	20	18%	7	6%	34	31%	18	17%
>/=15 days	81	39%	1	1%	0	0%	6	7%	11	14%	0	0%	20	25%	17	21%	9	11%	12	15%	5	6%
Not Reported	17	8%	0	0%	0	0%	3	18%	0	0%	0	0%	5	29%	5	29%	0	0%	0	0%	4	24%
MHN sep. conf. people																						
Total Number	54	26%	7	13%	0	0%	3	6%	4	7%	0	0%	9	17%	12	22%	5	9%	12	22%	2	4%
Non MHN	151	73%	2	1%	0	0%	8	5%	12	8%	0	0%	30	20%	29	19%	11	7%	34	23%	25	17%
Not Reported	2	1%	0	0%	0	0%	0	0%	0	0%	0	0%	1	50%	1	50%	0	0%	0	0%	0	0%
<15 days	27	1%	7	26%	0	0%	0	0%	0	0%	0	0%	3	11%	6	22%	1	4%	8	30%	2	7%
>/=15 days	25	13%	0	0%	0	0%	3	12%	4	16%	0	0%	5	20%	5	20%	4	16%	4	16%	0	0%
Indigenous sep. conf. people																						
Total Number	51	25%	1	2%	0	0%	2	4%	6	12%	0	0%	10	20%	6	12%	8	16%	15	29%	3	6%
Non Ind.	153	74%	8	5%	0	0%	9	6%	10	7%	0	0%	30	20%	35	23%	8	5%	31	20%	22	14%
Not Reported	3	1%	0	0%	0	0%	0	0%	0	0%	0	0%	0	0%	1	33%	0	0%	0	0%	2	67%
<15 days	29	14%	1	3%	0	0%	0	0%	1	3%	0	0%	5	17%	3	10%	4	14%	13	45%	2	7%
>/=15 days	19	9%	0	0%	0	0%	1	5%	5	26%	0	0%	4	21%	3	16%	4	21%	2	11%	0	0%

Weekly Segregation and Separate Confinement Report

BC Corrections - Adult Custody Division

Date 2020-03-26

Part 1: Current state at date of report

Summary totals (entire province)

March

# of people in seg/sc		
Total Number	188	People
CAR 17	33	18%
CAR 18	93	49%
CAR 19	21	11%
CAR 24	15	8%
CAR 27	26	14%
Not Reported	0	0%

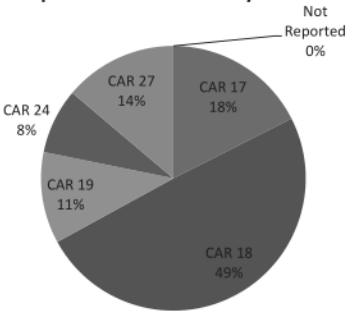
Length of stay		
Total Number	188	People
<15 days	91	48%
>=15 days	86	46%
Not Reported	11	6%
Avg length of stay	50.565	Days

Length of stay - detail		
>=15	86	46%
>30	60	32%
>60	37	20%
>90	26	14%
>150	13	7%
>365	5	3%

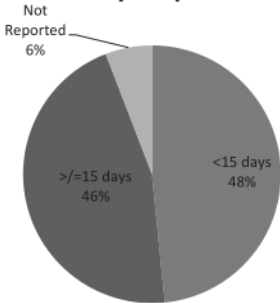
# of people with MHN		
Total Number	49	26%
Non MHN	137	73%
Not Reported	2	1%
<15 days	20	0%
>=15 days	26	11%

# of Indigenous people		
Indigenous	43	23%
Non Ind.	145	77%
Not Reported	0	0%
<15 days	24	13%
>=15 days	17	9%

Separate confinement by section

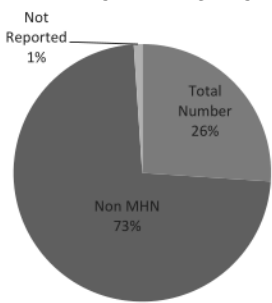


15 days sep conf.

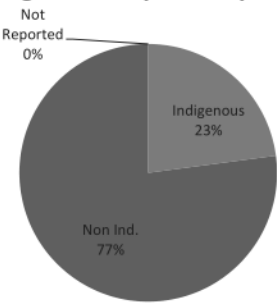


exact # of people sep. confined at a centre divided by the monthly average centre count (for frame of reference only)		
Average Month -		March 2020
Centre	Avg Count	% Sep Conf.
ACCW	104	7%
FMCC	72	0%
FRCC	245	5%
KRCC	208	5%
NCC	82	0%
NFPC	347	11%
OCC	292	15%
PGRCC	160	12%
SPSC	408	8%
VIRCC	248	11%

MHN Sep. conf. people



Indigenous Sep. conf. people



Separate confinement																						
Provincial			ACCW		FMCC		FRCC		KRCC		NCC		NFPC		OCC		PGRCC		SPSC		VIRCC	
Total Number	188	People	7	4%	0	0%	12	6%	10	5%	0	0%	39	21%	43	23%	19	10%	31	16%	27	14%
CAR 17	33	18%	2	6%	0	0%	1	3%	0	0%	0	0%	1	3%	9	27%	5	15%	6	18%	9	27%
CAR 18	93	49%	3	3%	0	0%	7	8%	3	3%	0	0%	13	14%	26	28%	9	10%	21	23%	11	12%
CAR 19	21	11%	1	5%	0	0%	0	0%	7	33%	0	0%	11	52%	2	10%	0	0%	0	0%	0	0%
CAR 24	15	8%	1	7%	0	0%	0	0%	0	0%	0	0%	2	13%	2	13%	2	13%	4	27%	4	27%
CAR 27	26	14%	0	0%	0	0%	4	15%	0	0%	0	0%	12	46%	4	15%	3	12%	0	0%	3	12%
Not Reported	0	0%	0	0	0	0	0	0	0	0	0	0	0	0	0	0	0	0	0	0	0	0
15 days sep conf.																						
<15 days	91	48%	4	4%	0	0%	4	4%	0	0%	0	0%	16	18%	19	21%	15	16%	18	20%	15	16%
>/=15 days	86	46%	2	2%	0	0%	7	8%	9	10%	0	0%	23	27%	22	26%	4	5%	13	15%	6	7%
Not Reported	11	6%	1	9%	0	0%	1	9%	1	9%	0	0%	0	0%	2	18%	0	0%	0	0%	6	55%
MHN sep. conf. people																						
Total Number	49	26%	5	10%	0	0%	3	6%	3	6%	0	0%	11	22%	12	24%	3	6%	7	14%	5	10%
Non MHN	137	73%	1	1%	0	0%	9	7%	7	5%	0	0%	27	20%	31	23%	16	12%	24	18%	22	16%
Not Reported	2	1%	1	50%	0	0%	0	0%	0	0%	0	0%	1	50%	0	0%	0	0%	0	0%	0	0%
<15 days	20	1%	4	20%	0	0%	0	0%	0	0%	0	0%	6	30%	3	15%	1	5%	3	15%	3	15%
>/=15 days	26	11%	1	4%	0	0%	3	12%	3	12%	0	0%	5	19%	8	31%	2	8%	4	15%	0	0%
Indigenous sep. conf. people																						
Total Number	43	23%	1	2%	0	0%	1	2%	4	9%	0	0%	11	26%	5	12%	9	21%	9	21%	3	7%
Non Ind.	145	77%	6	4%	0	0%	11	8%	6	4%	0	0%	28	19%	38	26%	10	7%	22	15%	24	17%
Not Reported	0	0%	0	0%	0	0%	0	0%	0	0%	0	0%	0	0%	0	0%	0	0%	0	0%	0	0%
<15 days	24	13%	1	4%	0	0%	0	0%	0	0%	0	0%	5	21%	2	8%	8	33%	6	25%	2	8%
>/=15 days	17	9%	0	0%	0	0%	1	6%	4	24%	0	0%	6	35%	2	12%	1	6%	3	18%	0	0%