



Commercial Vehicle Safety and Enforcement

Q-LINE TRUCKING LTD.
RR4 CORMAN INDUSTRIAL PARK
P.O. BOX 110B
SASKATOON SK S7K 3J7

Requested by: **s.22** by Web Interface
Effective Date: April 11, 2018
Expiry Date: April 10, 2019
Issued On: April 11, 2018 at 10:06 AM PDT
Last Revised On: April 11, 2018 at 10:06 AM PDT
Issued By: PPC WEB

TERM OVERSIZE PERMIT

Permission is hereby granted to operate the following vehicle for the purpose and manner prescribed herein.

Commodity: GENERAL - VEHICLE AND LOADS

Vehicle Information

Plate: 289KSV	Make: PETERBILT	FR #:
Juris: SK	Year: 2019	Reg. GVW:
Short VIN: s.15	Trailer Type: Various	

Dimensions (in metres)

The dimensions set out below are general term permit sizes. Policies affecting sizes for specific commodities and vehicle types can be found in Chapters 4 and 5 of the Commercial Transport Procedures Manual.

Over-all:	Length: 31.00	Front Projection: 3.00
	Width: 3.80	Rear Overhang: 6.50
	Height: 4.30	

Vehicle Reference/Unit Number : 1195

Note: the maximum for a single vehicle is 16m in overall length.

If a T-Form restricts dimensions further than those listed on the face of a permit due to a specific commodity or vehicle configuration, the conditions of the T-Form(s) shall apply.

Fee Summary

Term Oversize:	\$360.00	THIS IS NOT AN INVOICE.
Total Fee:	----- \$360.00	THIS IS A COPY FOR YOUR RECORDS.

Note: Account holders will receive a copy of this permit for payments made ON ACCOUNT.

Conditions

IT IS AN OFFENCE TO MAKE A FALSE STATEMENT IN AN APPLICATION FOR A PERMIT.

YOU MUST HAVE READ EACH CONDITION AND PROVIDE A COPY OF EACH CONDITION TO ALL PERSONS WHO WILL BE DRIVING UNDER THE PERMIT.

NO PERSON SHALL ALTER THIS PERMIT IN ANY MANNER, UNLESS THAT PERSON IS AUTHORIZED TO DO SO BY THE MINISTER

PROVINCIAL PERMIT CENTRE

www.th.gov.bc.ca/CVSE

Contact Information:
1-800-559-9688 (toll free)
Fax: (250) 784-2426

Core Hours of Service:
6 am to 10 pm seven days a week
and most statutory holidays



Additional Permit Conditions

CVSE1070 - Permit Scope and Limitations (1 Page)

CVSE1000 - General Permit Conditions to 4.4 m OAW (3 Pages)

NO PERSON SHALL ALTER THIS PERMIT IN ANY MANNER, UNLESS THAT PERSON IS AUTHORIZED TO DO SO BY THE MINISTER

PROVINCIAL PERMIT CENTRE

www.th.gov.bc.ca/CVSE

Contact Information:

1-800-559-9688 (toll free)

Fax: (250) 784-2426

Core Hours of Service:

6 am to 10 pm seven days a week
and most statutory holidays



In addition to the terms and conditions that are stated on the permit, the policies described in the Commercial Transport Procedures Manual (CTPM), available at www.cvse.ca, are incorporated into and form part of the conditions of this permit.

In particular, see Chapter 4 for commodities information, Chapter 5 for vehicle-specific permit allowances, Chapter 6 for heavy haul and Chapter 7 for letters of authorization.

CVSE Permits are valid in British Columbia on highways under the jurisdiction of the Ministry of Transportation and Infrastructure only. If routing is specified on your permit, you must follow that routing.

1. Extraordinary Traffic

The permit shall in no way be construed as giving permission for the operation of the vehicle on any highway in contravention of any regulation, limitation or prohibition which may be made from time to time for the protection of the highway, pursuant to Section 209 of the Motor Vehicle Act, Section 11 of the Commercial Transport Act or Section 66 of the Transportation Act.

2. Notice of Suspension or Cancellation of Permit

If, in the opinion of the Minister, or any person authorized by the Minister of Transportation, the operation of the vehicle is found to be causing injury or damage to the highway, or it is found that the operation of the vehicle is not in the interests of the public, the Minister may suspend or cancel the permit. It shall be sufficient if such notice is given, verbally or otherwise, to the person owning or to the person driving or operating the vehicle, and no formal notice of suspension shall be required.

3. Permittee to Assume Liability

The permittee shall be responsible for all damages or injury to any person or persons using the highway or otherwise and for any and all loss or damage to privately owned or Crown Property which may result from the operation of the vehicle under the authority of the permit, and the permittee shall protect and save harmless the Ministry of Transportation from all loss, damage or injury resulting directly or indirectly from the operation of the vehicle.

4. Permittee to Ensure Vehicle Safety

The permittee shall be responsible for checking the vehicle for which this permit is issued to ensure that it is mechanically sound. It is the responsibility of the operator to ensure that the vehicle is not loaded in excess of the manufacturer's GVWR or the GAWR for the vehicle. This permit does not authorize the vehicle operator to exceed the manufacturer's ratings.

5. Conditions of Permit to be Complied With

If at any time the vehicle is operated and driven at a greater rate of speed, or having greater gross weight, weight on any axle or tire load, or having greater dimensions, or having tires of a smaller size or of inferior type than is stated in the permit, the permit is void.

6. Limitations and Conditions

- a) Subject to posted bridge and highway restrictions.
- b) Subject to seasonal restrictions imposed pursuant to the Transportation Act.
- c) Vehicle subject to mechanical check.
- d) For oversize vehicles or loads, applicant is responsible for all clearances.

7. Authorizations via Cities/Municipalities

If oversized/overloaded vehicles are to be operated on streets within a city or municipality, arrangements must be made in advance with the appropriate city or municipal authorities.

8. This permit, permit number or general authorization shall be produced for inspection upon demand of any peace officer or any person authorized by the Minister.

9. No person shall alter this permit in any manner, unless that person is authorized to do so by the Minister

In addition to the terms and conditions that are stated on the Permit, the policies described in the Commercial Transport Procedures Manual (CTPM), available at www.cvse.ca, are incorporated into and form part of the conditions of this permit.

In particular, see Chapter 4 for commodities information, Chapter 5 for vehicle-specific permit allowances, Chapter 6 for heavy haul and Chapter 7 for letters of authorization.

For travel conditions including weather and road construction, please visit DriveBC: <http://drivebc.ca/>

For Seasonal Load Restrictions, please visit: <http://www.th.gov.bc.ca/BCHighways/loadrestrictions/loadrestrictions.htm>

<http://onlinepermitsbc.ca> Provincial Permit Centre: 800 559-9688



CVSE Permits are valid in British Columbia on highways under the jurisdiction of the Ministry of Transportation and Infrastructure only. If routing is specified on your permit, you must follow that routing. In addition to the terms and conditions that are stated on the permit, the policies described in the Commercial Transport Procedures Manual (CTPM), available at www.cvse.ca, are incorporated into and form part of the conditions of this permit.

**A. For Term or Single Trip Permits with Maximum Overall Width 3.2 m,
Maximum Overall Height 4.3 m (Term)* and 4.88 m (Single Trip)*, and/or
Maximum Overall (Loaded) Length 25 m for Combinations and 16.0 m for Single Vehicles**

* 5.33 m Overall Height (Term or Single Trip) in the Peace River Region

Basic Travel Time Window: Travel at any time on any day

CATEGORY 'A' RESTRICTIONS

Time	N/A
Location	<ol style="list-style-type: none"> In the Lower Mainland: <ul style="list-style-type: none"> No travel on the First Narrows (Lions Gate) Bridge No travel on the Pattullo Bridge No height in excess of 4.15 m through the George Massey Tunnel on Hwy 99 No height in excess of 4.3 m on Hwy 1 west of Abbotsford In the Kootenays: <ul style="list-style-type: none"> No height in excess of 4.13 m eastbound through the Warfield Underpass on Hwy 3B/22 (4.56 m westbound) No height in excess of 4.3 m on Hwy 1 between Revelstoke National Park and Glacier National Park No width in excess of 2.6 m on the Waneta Bridge on Hwy 22A, just north of the US Border
Other	Poor Visibility – No travel is permitted when, because of unfavourable atmospheric conditions, persons or vehicles on the highway are not clearly discernible at a distance of 100 m.

**B. For Term or Single Trip Permits with Maximum Overall Width 3.8 m, and/or
Maximum Overall (Loaded) Length 31.0 m for Combinations (31.5 m for Structures)**

**Basic Travel Time Window: Any time and day except not on Fridays from 15:30 to 04:00 the following day,
and not on Saturdays from 21:00 to 04:00 the following day**

CATEGORY 'B' RESTRICTIONS All Category 'A' Restrictions apply, and in addition the following:

Time	<ol style="list-style-type: none"> No travel on General Holidays as defined in Chapter 3 of the CTPM, except as shown in 2 and 3. In the Lower Mainland, west of Abbotsford (Hwy 11) and south of Squamish: <ul style="list-style-type: none"> No travel on weekdays from 07:00 to 09:00 or from 15:30 to 18:00 except between Abbotsford and 104 Avenue/160 Street on Highway 1 Travel is permitted on General Holidays from 04:00 to 07:00 and from 09:00 to 14:00 In the Peace River Region, travel is permitted at any time on any day.
Location	<ol style="list-style-type: none"> In the Lower Mainland: no width in excess of 3.2m or length in excess of 27.5m through the George Massey Tunnel on Hwy 99 In the Cariboo Region, no travel on Hwy 20 from Anahim Lake to Hagensborg, except under conditions described in section 3.8.8 of the Commercial Transport Procedures Manual In the Southern Interior Region, maximum 29 m OAL on: <ul style="list-style-type: none"> Hwy 3 from the junction of 3/5 to Princeton Hwy 1 from Hope to Cache Creek Hwy 99 through the Fountain Railway underpass, 15 km NE of Lillooet
Other	Convoying – There shall be no convoying of oversize vehicles/loads except as required by the permit. Convoying means any two oversize vehicles/loads from the same company which are in transit less than 1 kilometre apart on a section of highway.



**For Single Trip Permits with Maximum Overall Width 4.4 m,
and/or Maximum Overall (Loaded) Length 40.0 m for Combinations**
**Basic Travel Time Window: Any time and day except not on Fridays and Saturdays
from 15:30 to 04:00 the following day and Sundays from 15:30 to 24:00**
(Or in the Peace: any time and day except in darkness from Friday to 00:01 Monday)

CATEGORY 'C' RESTRICTIONS All Category 'A' and 'B' Restrictions apply, and in addition the following:

- | | |
|-----------------|--|
| Time | <ol style="list-style-type: none"> 1. In the Southern Interior, on Highway 1 between Hope and Cache Creek, no travel during the hours of darkness 2. In the Kootenays: <ul style="list-style-type: none"> • No travel on Highway 93 east of Radium from the last Friday in June to September 15, except between 03:00 and 06:00 • No travel on No. 1 Mine Road (off of Hwy 43) from Elkford to Fording River Operations between 06:00 and 08:00 and between 18:00 and 20:00 |
| Location | <ol style="list-style-type: none"> 1. On Vancouver Island, no travel on Highway 14 west of Jordan River 2. In the Lower Mainland, no travel on the Queensborough Bridge (applies to widths over 3.8 m) 3. In the Okanagan, no travel on Highway 97A between Sicamous and Grindrod 4. In the Kootenays, no travel on Highway 31 between Meadow Creek and Trout Lake 5. In the Peace River Region: <ul style="list-style-type: none"> • Maximum 36 m OAL on Hwy 97 north of the junction of 77/97 |
| Other | Overtaking –The oversize vehicle shall pull off the travelled surface of the highway wherever possible to allow following vehicles to pass. There shall be no overtaking of an over-dimensional vehicle/load on any highway by another over-dimensional vehicle/load. |

Pilot Cars:

Pilot cars must be operated in accordance with the Pilot Car Load Movement Guidelines, which is [Appendix G, 2015 Interim Traffic Management Manual for Work on Roadways](#). This includes two-way communication with the driver of the oversize load.

	Up to 3.2 m		3.21 to 3.5 m		3.51 to 3.8 m		3.81 to 4.4 m	
	Day	Dark	Day	Dark	Day	Dark	Day	Dark
Length								
Up to 27.5 m	0	0	1*	1	1	1	1***	2
27.5 to 31 m	1	1	1	1	1	1	2	2
31.1 to 36 m	1	2	1	2	1	2	2	2
36 to 40 m	2**	2	2**	2	2	2	2	2

* Or the towing vehicle must be equipped with and operate one or two amber flashing lights

** Up to 3.5 m wide, only one pilot car is required for travel over four (4) lane highways

*** Two pilot cars for travel on Highway 97 from the junction of 77/97 to the Yukon Border

Additional Pilot Car Requirements for Front or Rear Projection:

- If you are using an allowance for front projection beyond 3 m of the kingpin or beyond 6.5 m measured forward of the turn center of the front steering axle group, a minimum of one pilot car is required (unless otherwise provided for by commodity or vehicle policy).
- If you are using an allowance for rear projection beyond 6.5 m from the turn center of the rear-most axle group, a minimum of one pilot car is required (unless otherwise provided for by commodity or vehicle policy).
- A minimum of two pilot cars will be required if the load exceeds 3.8 m in width and the front projection is in excess of 3 m and/or the rear projection is in excess of 6.5 m.

For overall widths over 3.2 m, a minimum of one pilot car is required:

On Vancouver Island:

- Highway #4 from the Taylor River Bridge (40 km west of Port Alberni) to Tofino
- Highway 30 from Highway 19 to Port Alice

On the Sunshine Coast: Highway 101 from Langdale to Earl's Cove

In the Lower Mainland/Southern Interior: Highway 99 from Pemberton to Lillooet

In the Kootenays:

- Hwy 3A and 31 (Balfour-Kaslo-Galena Bay Highway)
- Hwy 33, southbound only, to approach and cross the Westbridge Bridge

In the Peace River Region: Highway 97 from Junction 77/97 to the Yukon border



Traffic Control:

Unless otherwise specified in the permit: Where traffic control is needed for the load to proceed safely, it must be performed by a certified traffic control person in accordance with the [Pilot Car Load Movement Guidelines](#), or by a Peace Officer. Out of Province pilot car operators who engage in traffic control as part of their escort duties must either be certified in BC or be able to show proof of government approved flagging training, as described in [Circular 10/16](#).

Flags:

For widths over 2.6 m, red or orange flags are required on all four corners of each load/trailer.

For travel in daylight, a red or orange flag is required on front projection over 1 m and/or rear projection over 1.2 m.

Lamps:

Overall Width

Over 2.6 m Lights on extremities, amber lamps facing forward, red lamps facing the rear, for night travel

3.21 to 3.5 m One or two amber flashing or rotating beacon(s) mounted on the truck for daylight travel
 or minimum one pilot vehicle

For travel in darkness, a white light is required on front projection over 1 m and a red light is required on rear projection over 1.2 m.

Amber lamps or beacons on the towing unit or at the rear of the vehicle or load may be used for additional safety.

Signs:

Wide load, D sign, or oversize load signs are required front and rear for vehicles/loads with overall width over 3.2 m wide.

Long load, D sign or oversize load signs are required front and rear for vehicles/loads (other than B-Trains) over 25 m long.

In addition to the terms and conditions that are stated on the permit, the policies described in the Commercial Transport Procedures Manual (CTPM), available at www.cvse.ca, are incorporated into and form part of the conditions of this permit.

For travel conditions including weather and road construction, please visit DriveBC: <http://drivebc.ca/>

For Seasonal Load Restrictions, please visit: <http://www.th.gov.bc.ca/BCHighways/loadrestrictions/loadrestrictions.htm>

<http://onlinepermitsbc.ca> **Provincial Permit Centre: 800 559-9688**



Commercial Vehicle Safety and Enforcement

Q-LINE TRUCKING LTD.
RR4 CORMAN INDUSTRIAL PARK
P.O. BOX 110B
SASKATOON SK S7K 3J7

Requested by: **s.22** by Web Interface
Effective Date: July 13, 2018
Expiry Date: July 12, 2019
Issued On: July 13, 2018 at 08:00 AM PDT
Last Revised On: July 13, 2018 at 08:00 AM PDT
Issued By: PPC WEB

TERM OVERSIZE PERMIT

Permission is hereby granted to operate the following vehicle for the purpose and manner prescribed herein.

Commodity:

GENERAL - VEHICLE AND LOADS
GENERAL - MOBILE HOMES
BOOMSTICKS AND POLES
HAYBALES (ROUND)
HAYBALES (ROUND) PEACE RIVER ONLY

Vehicle Information

Plate: 428JMY	Make: KENWORTH	FR #:
Juris: SK	Year: 2016	Reg. GVW:
Short VIN: s.15	Trailer Type: Various	

Dimensions (in metres)

The dimensions set out below are general term permit sizes. Policies affecting sizes for specific commodities and vehicle types can be found in Chapters 4 and 5 of the Commercial Transport Procedures Manual.

Over-all:	Length: 25.00	Front Projection: 3.00
	Width: 3.20	Rear Overhang: 6.50
	Height: 4.30	

Vehicle Reference/Unit Number : 1013

Note: the maximum for a single vehicle is 16m in overall length.

If a T-Form restricts dimensions further than those listed on the face of a permit due to a specific commodity or vehicle configuration, the conditions of the T-Form(s) shall apply.

Fee Summary

Term Oversize:	\$360.00	THIS IS NOT AN INVOICE.
Total Fee:	----- \$360.00	THIS IS A COPY FOR YOUR RECORDS.

Note: Account holders will receive a copy of this permit for payments made ON ACCOUNT.

Conditions

NO PERSON SHALL ALTER THIS PERMIT IN ANY MANNER, UNLESS THAT PERSON IS AUTHORIZED TO DO SO BY THE MINISTER

PROVINCIAL PERMIT CENTRE

www.th.gov.bc.ca/CVSE

Contact Information:
1-800-559-9688 (toll free)
Fax: (250) 784-2426

Core Hours of Service:
6 am to 10 pm seven days a week
and most statutory holidays

IT IS AN OFFENCE TO MAKE A FALSE STATEMENT IN AN APPLICATION FOR A PERMIT.

YOU MUST HAVE READ EACH CONDITION AND PROVIDE A COPY OF EACH CONDITION TO ALL PERSONS WHO WILL BE DRIVING UNDER THE PERMIT.

HAY (Hay Bales)

In addition to the terms and conditions that are stated on the permit, the policies described in the Commercial Transport Procedures Manual (CTPM), available at www.cvse.ca, and in particular section 4-4, are incorporated into and form part of the conditions of this permit.

Dimensions & Limited Routes for Transporting Rectangular Hay Bales

Width: 3.05 m

Height: Small bales: 4.3 m

Large bales: 4.4 m (hiboy)*

4.57 m (lowbed)* (Peace River 4.8 m [3 bales high] on lowbed only)

*Note: Not valid over 4.3 metres in height on Highway 1 west of Abbotsford AND Highway 1 Revelstoke to Glacier National Parks inclusively, and Highway 3B. Further, on these routes only, carriers may choose to secure rectangular hay bales using either the General Requirements of NSC Standard 10 or the standards set out in section 4-4 of the Commercial Transport Procedures Manual (CTPM).

Dimensions & Limited Routes for Transporting Round Hay Bales

Width: 3.5 m

3.84 m in the Peace River Region, with one pilot car at all times if over 3.5 m

Height: 4.57 m*

*Note: 4.8 m is allowed in the Peace River Region and from the BC/AB border entering at Yoho National Park, Kootenay National Park and Crowsnest Pass to an area encompassing Golden, Radium, Invermere, Kimberley, Cranbrook, and all points between, except the Iron Gates Tunnel on Hwy 93 east of Radium Hot Springs, which is limited to 4.5 m OAH

Logs as a Commodity

In addition to the terms and conditions that are stated on the permit, the policies described in the Commercial Transport Procedures Manual (CTPM), available at www.cvse.ca, are incorporated into and form part of the conditions of this permit.

In particular, please note the following:

Additional information regarding maximum dimensions, vehicle configurations, load security and dimension requirements for transporting logs can be found in Chapter 4, Section 4-5 of the Commercial Transport Procedures Manual (CTPM), at <http://www.cvse.ca/CTPM/index.htm>

If a Letter of Authorization is required in order to obtain a permit, the Letter of Authorization must also be carried by the driver.

Some routes are NOT authorized for wide bunks. When operating with 2.9 m wide bunks, drivers must have and comply

NO PERSON SHALL ALTER THIS PERMIT IN ANY MANNER, UNLESS THAT PERSON IS AUTHORIZED TO DO SO BY THE MINISTER

PROVINCIAL PERMIT CENTRE

www.th.gov.bc.ca/CVSE

Contact Information:

1-800-559-9688 (toll free)

Fax: (250) 784-2426

Core Hours of Service:

6 am to 10 pm seven days a week
and most statutory holidays

with a current copy of Form CVSE1013, available at <http://cvse.ca/whatsnew.html#tabs-2>

Additional Permit Conditions

CVSE1070 - Permit Scope and Limitations (1 Page)

CVSE1000 - General Permit Conditions to 4.4 m OAW (3 Pages)

CVSE1000L - Supplement to the General Conditions Form - Logs (1 Page)

CVSE1000S - Supplement to the General Conditions Form - Structures (1 Page)

NO PERSON SHALL ALTER THIS PERMIT IN ANY MANNER, UNLESS THAT PERSON IS AUTHORIZED TO DO SO BY THE MINISTER

PROVINCIAL PERMIT CENTRE

www.th.gov.bc.ca/CVSE

Contact Information:

1-800-559-9688 (toll free)

Fax: (250) 784-2426

Core Hours of Service:

6 am to 10 pm seven days a week
and most statutory holidays

**PERMIT SCOPE AND LIMITATIONS**

In addition to the terms and conditions that are stated on the permit, the policies described in the Commercial Transport Procedures Manual (CTPM), available at www.cvse.ca, are incorporated into and form part of the conditions of this permit.

In particular, see Chapter 4 for commodities information, Chapter 5 for vehicle-specific permit allowances, Chapter 6 for heavy haul and Chapter 7 for letters of authorization.

CVSE Permits are valid in British Columbia on highways under the jurisdiction of the Ministry of Transportation and Infrastructure only. If routing is specified on your permit, you must follow that routing.

1. Extraordinary Traffic

The permit shall in no way be construed as giving permission for the operation of the vehicle on any highway in contravention of any regulation, limitation or prohibition which may be made from time to time for the protection of the highway, pursuant to Section 209 of the Motor Vehicle Act, Section 11 of the Commercial Transport Act or Section 66 of the Transportation Act.

2. Notice of Suspension or Cancellation of Permit

If, in the opinion of the Minister, or any person authorized by the Minister of Transportation, the operation of the vehicle is found to be causing injury or damage to the highway, or it is found that the operation of the vehicle is not in the interests of the public, the Minister may suspend or cancel the permit. It shall be sufficient if such notice is given, verbally or otherwise, to the person owning or to the person driving or operating the vehicle, and no formal notice of suspension shall be required.

3. Permittee to Assume Liability

The permittee shall be responsible for all damages or injury to any person or persons using the highway or otherwise and for any and all loss or damage to privately owned or Crown Property which may result from the operation of the vehicle under the authority of the permit, and the permittee shall protect and save harmless the Ministry of Transportation from all loss, damage or injury resulting directly or indirectly from the operation of the vehicle.

4. Permittee to Ensure Vehicle Safety

The permittee shall be responsible for checking the vehicle for which this permit is issued to ensure that it is mechanically sound. It is the responsibility of the operator to ensure that the vehicle is not loaded in excess of the manufacturer's GVWR or the GAWR for the vehicle. This permit does not authorize the vehicle operator to exceed the manufacturer's ratings.

5. Conditions of Permit to be Complied With

If at any time the vehicle is operated and driven at a greater rate of speed, or having greater gross weight, weight on any axle or tire load, or having greater dimensions, or having tires of a smaller size or of inferior type than is stated in the permit, the permit is void.

6. Limitations and Conditions

- Subject to posted bridge and highway restrictions.
- Subject to seasonal restrictions imposed pursuant to the Transportation Act.
- Vehicle subject to mechanical check.
- For oversize vehicles or loads, applicant is responsible for all clearances.

7. Authorizations via Cities/Municipalities

If oversized/overloaded vehicles are to be operated on streets within a city or municipality, arrangements must be made in advance with the appropriate city or municipal authorities.

8. This permit, permit number or general authorization shall be produced for inspection upon demand of any peace officer or any person authorized by the Minister.**9. No person shall alter this permit in any manner, unless that person is authorized to do so by the Minister**

In addition to the terms and conditions that are stated on the Permit, the policies described in the Commercial Transport Procedures Manual (CTPM), available at www.cvse.ca, are incorporated into and form part of the conditions of this permit.

In particular, see Chapter 4 for commodities information, Chapter 5 for vehicle-specific permit allowances, Chapter 6 for heavy haul and Chapter 7 for letters of authorization.

For travel conditions including weather and road construction, please visit DriveBC: <http://drivebc.ca/>

For Seasonal Load Restrictions, please visit: <http://www.th.gov.bc.ca/BCHighways/loadrestrictions/loadrestrictions.htm>

<http://onlinepermitsbc.ca> Provincial Permit Centre: 800 559-9688



CVSE Permits are valid in British Columbia on highways under the jurisdiction of the Ministry of Transportation and Infrastructure only. If routing is specified on your permit, you must follow that routing. In addition to the terms and conditions that are stated on the permit, the policies described in the Commercial Transport Procedures Manual (CTPM), available at www.cvse.ca, are incorporated into and form part of the conditions of this permit.

**A. For Term or Single Trip Permits with Maximum Overall Width 3.2 m,
Maximum Overall Height 4.3 m (Term)* and 4.88 m (Single Trip)*, and/or
Maximum Overall (Loaded) Length 25 m for Combinations and 16.0 m for Single Vehicles**

* 5.33 m Overall Height (Term or Single Trip) in the Peace River Region

Basic Travel Time Window: Travel at any time on any day

CATEGORY 'A' RESTRICTIONS

Time	N/A
Location	<ol style="list-style-type: none"> In the Lower Mainland: <ul style="list-style-type: none"> No travel on the First Narrows (Lions Gate) Bridge No travel on the Pattullo Bridge No height in excess of 4.15 m through the George Massey Tunnel on Hwy 99 No height in excess of 4.3 m on Hwy 1 west of Abbotsford In the Kootenays: <ul style="list-style-type: none"> No height in excess of 4.13 m eastbound through the Warfield Underpass on Hwy 3B/22 (4.56 m westbound) No height in excess of 4.3 m on Hwy 1 between Revelstoke National Park and Glacier National Park No width in excess of 2.6 m on the Waneta Bridge on Hwy 22A, just north of the US Border
Other	Poor Visibility – No travel is permitted when, because of unfavourable atmospheric conditions, persons or vehicles on the highway are not clearly discernible at a distance of 100 m.

**B. For Term or Single Trip Permits with Maximum Overall Width 3.8 m, and/or
Maximum Overall (Loaded) Length 31.0 m for Combinations (31.5 m for Structures)**

**Basic Travel Time Window: Any time and day except not on Fridays from 15:30 to 04:00 the following day,
and not on Saturdays from 21:00 to 04:00 the following day**

CATEGORY 'B' RESTRICTIONS All Category 'A' Restrictions apply, and in addition the following:

Time	<ol style="list-style-type: none"> No travel on General Holidays as defined in Chapter 3 of the CTPM, except as shown in 2 and 3. In the Lower Mainland, west of Abbotsford (Hwy 11) and south of Squamish: <ul style="list-style-type: none"> No travel on weekdays from 07:00 to 09:00 or from 15:30 to 18:00 except between Abbotsford and 104 Avenue/160 Street on Highway 1 Travel is permitted on General Holidays from 04:00 to 07:00 and from 09:00 to 14:00 In the Peace River Region, travel is permitted at any time on any day.
Location	<ol style="list-style-type: none"> In the Lower Mainland: no width in excess of 3.2m or length in excess of 27.5m through the George Massey Tunnel on Hwy 99 In the Cariboo Region, no travel on Hwy 20 from Anahim Lake to Hagensborg, except under conditions described in section 3.8.8 of the Commercial Transport Procedures Manual In the Southern Interior Region, maximum 29 m OAL on: <ul style="list-style-type: none"> Hwy 3 from the junction of 3/5 to Princeton Hwy 1 from Hope to Cache Creek Hwy 99 through the Fountain Railway underpass, 15 km NE of Lillooet
Other	Convoying – There shall be no convoying of oversize vehicles/loads except as required by the permit. Convoying means any two oversize vehicles/loads from the same company which are in transit less than 1 kilometre apart on a section of highway.

**GENERAL PERMIT CONDITIONS TO 4.4 M OAW**

**For Single Trip Permits with Maximum Overall Width 4.4 m,
and/or Maximum Overall (Loaded) Length 40.0 m for Combinations**
**Basic Travel Time Window: Any time and day except not on Fridays and Saturdays
from 15:30 to 04:00 the following day and Sundays from 15:30 to 24:00**
(Or in the Peace: any time and day except in darkness from Friday to 00:01 Monday)

CATEGORY 'C' RESTRICTIONS All Category 'A' and 'B' Restrictions apply, and in addition the following:

- Time**
1. In the Southern Interior, on Highway 1 between Hope and Cache Creek, no travel during the hours of darkness
 2. In the Kootenays:
 - No travel on Highway 93 east of Radium from the last Friday in June to September 15, except between 03:00 and 06:00
 - No travel on No. 1 Mine Road (off of Hwy 43) from Elkford to Fording River Operations between 06:00 and 08:00 and between 18:00 and 20:00
- Location**
1. On Vancouver Island, no travel on Highway 14 west of Jordan River
 2. In the Lower Mainland, no travel on the Queensborough Bridge (applies to widths over 3.8 m)
 3. In the Okanagan, no travel on Highway 97A between Sicamous and Grindrod
 4. In the Kootenays, no travel on Highway 31 between Meadow Creek and Trout Lake
 5. In the Peace River Region:
 - Maximum 36 m OAL on Hwy 97 north of the junction of 77/97
- Other**
- Overtaking –The oversize vehicle shall pull off the travelled surface of the highway wherever possible to allow following vehicles to pass. There shall be no overtaking of an over-dimensional vehicle/load on any highway by another over-dimensional vehicle/load.

Pilot Cars:

Pilot cars must be operated in accordance with the Pilot Car Load Movement Guidelines, which is [Appendix G, 2015 Interim Traffic Management Manual for Work on Roadways](#). This includes two-way communication with the driver of the oversize load.

	Up to 3.2 m		3.21 to 3.5 m		3.51 to 3.8 m		3.81 to 4.4 m	
	Day	Dark	Day	Dark	Day	Dark	Day	Dark
Length								
Up to 27.5 m	0	0	1*	1	1	1	1***	2
27.5 to 31 m	1	1	1	1	1	1	2	2
31.1 to 36 m	1	2	1	2	1	2	2	2
36 to 40 m	2**	2	2**	2	2	2	2	2

* Or the towing vehicle must be equipped with and operate one or two amber flashing lights

** Up to 3.5 m wide, only one pilot car is required for travel over four (4) lane highways

*** Two pilot cars for travel on Highway 97 from the junction of 77/97 to the Yukon Border

Additional Pilot Car Requirements for Front or Rear Projection:

- If you are using an allowance for front projection beyond 3 m of the kingpin or beyond 6.5 m measured forward of the turn center of the front steering axle group, a minimum of one pilot car is required (unless otherwise provided for by commodity or vehicle policy).
- If you are using an allowance for rear projection beyond 6.5 m from the turn center of the rear-most axle group, a minimum of one pilot car is required (unless otherwise provided for by commodity or vehicle policy).
- A minimum of two pilot cars will be required if the load exceeds 3.8 m in width and the front projection is in excess of 3 m and/or the rear projection is in excess of 6.5 m.

For overall widths over 3.2 m, a minimum of one pilot car is required:

On Vancouver Island:

- Highway #4 from the Taylor River Bridge (40 km west of Port Alberni) to Tofino
- Highway 30 from Highway 19 to Port Alice

On the Sunshine Coast: Highway 101 from Langdale to Earl's Cove

In the Lower Mainland/Southern Interior: Highway 99 from Pemberton to Lillooet

In the Kootenays:

- Hwy 3A and 31 (Balfour-Kaslo-Galena Bay Highway)
- Hwy 33, southbound only, to approach and cross the Westbridge Bridge

In the Peace River Region: Highway 97 from Junction 77/97 to the Yukon border



Traffic Control:

Unless otherwise specified in the permit: Where traffic control is needed for the load to proceed safely, it must be performed by a certified traffic control person in accordance with the [Pilot Car Load Movement Guidelines](#), or by a Peace Officer. Out of Province pilot car operators who engage in traffic control as part of their escort duties must either be certified in BC or be able to show proof of government approved flagging training, as described in [Circular 10/16](#).

Flags:

For widths over 2.6 m, red or orange flags are required on all four corners of each load/trailer.

For travel in daylight, a red or orange flag is required on front projection over 1 m and/or rear projection over 1.2 m.

Lamps:

Overall Width

Over 2.6 m Lights on extremities, amber lamps facing forward, red lamps facing the rear, for night travel

3.21 to 3.5 m One or two amber flashing or rotating beacon(s) mounted on the truck for daylight travel
 or minimum one pilot vehicle

For travel in darkness, a white light is required on front projection over 1 m and a red light is required on rear projection over 1.2 m.

Amber lamps or beacons on the towing unit or at the rear of the vehicle or load may be used for additional safety.

Signs:

Wide load, D sign, or oversize load signs are required front and rear for vehicles/loads with overall width over 3.2 m wide.

Long load, D sign or oversize load signs are required front and rear for vehicles/loads (other than B-Trains) over 25 m long.

In addition to the terms and conditions that are stated on the permit, the policies described in the Commercial Transport Procedures Manual (CTPM), available at www.cvse.ca, are incorporated into and form part of the conditions of this permit.

For travel conditions including weather and road construction, please visit DriveBC: <http://drivebc.ca/>

For Seasonal Load Restrictions, please visit: <http://www.th.gov.bc.ca/BCHighways/loadrestrictions/loadrestrictions.htm>

<http://onlinepermitsbc.ca> **Provincial Permit Centre: 800 559-9688**



Logs: Additional Requirements and Information for the Transport of Logs under Permit

Note: In addition to the terms and conditions that are stated on the permit, the policies described in the Commercial Transport Procedures Manual (CTPM), available at www.cvse.ca, and in particular Section 4.5, Section 5.3.5 and Chapter 7 are incorporated into and form part of the conditions of this permit.

Form CVSE1000 General Permit Conditions applies to the transport of logs with the following additions/exceptions:

Logging vehicles/loads (including short log loads) are limited to **2.6 m (legal) width**, except 2.9 m for wide bunks transporting beetle killed wood on authorized routes ONLY (see [Form CVSE1013](#).) Height is limited to **4.15 m (legal) height**, except 4.3 m when permitted to stack configuration pieces for empty travel.

Boomsticks, Poles and Processed Poles

See definitions, maximum dimensions for term permits and single trip permits and additional load security information in the Commercial Transport Procedures Manual at www.cvse.ca. In particular, note the following sections:

- 4.5.1 – Logs, Poles and Boomsticks up to 20.1 m Long
- 4.5.2 – Boomsticks, Poles and Processed Poles over 20.1 m Long

Maximum trim on any single pole in order to exceed 34 m OAL (single trip permits only): 1 m

1. Travel Time Restrictions for Length:

- (a) No travel during hours of darkness for loads in excess of:
 - (i) 7.0 m front projection from bunk;
 - (ii) 9.0 m rear projection from bunk;
 - (iii) 27.5 m OAL
 - (iv) 31 m OAL for logging truck/pole trailer configurations where there is a minimum distance of 15 m between bunks, and either:
 - with a tandem drive logging truck, the point of articulation is approximately 1/6 of the total distance between bunks, and a stinger and compensating reach are in use, or
 - with a tridem drive logging truck, the point of articulation is 1/4 of the total distance between bunks.

2. Pilot Car Requirements:

- (a) A pilot car is required:
 - (i) if overall length exceeds 27.5 metres (except if the rear overhang does not exceed 9 metres and a 3 metres to 8 metres front projection is utilized, then the maximum overall length may be extended to 31 metres before a pilot car is required*). Less than 3.0 metres front projections is accepted for self-loading logging trucks, provided they use as much front projection as possible.
 - (ii) if rear overhang exceeds 9.0 metres beyond bunk, or
 - (iii) if front projection exceeds 8.0 metres ahead of front bunk,
- (b) If only front projection is excessive, then the pilot car will be to the front on 2 or 3 lane highways, otherwise the pilot car will be to the rear. If overall length exceeds 36.0 metres, then two pilot cars are required. Additional pilot cars may be required depending on route of travel. Radio communication between pilot car operator and truck operator is mandatory.

- (c) On Quadra Island, this permit is only valid on Hyacinthe Bay/Granite Bay/Bold Point Road when a pilot car is utilized and the loaded log truck displays LONG LOAD, OVERSIZE LOAD, or D signs front and rear.

* **Note:** On Duncan Bay Road in Campbell River, 600 m west of Highway 19 for a distance of 300 m west or vice versa, vehicle combinations with overall length over 27.5 m must have either traffic control (by a certified traffic control person) or a minimum of one pilot vehicle, regardless of the provision in 2(a)(i).

3. Load Security

- (a) Where the distance between bunks exceeds 10 metres, three load encircling binders shall be used, one centered between the bunks and the others approximately 3 metres on each side of the center, and
- (b) where short logs are carried in the same load they shall be banded or additional binders used to ensure compliance with Division 35 of the Motor Vehicle Act Regulations.

**STRUCTURE PERMIT CONDITIONS
(Supplement to Form CVSE1000)****Structures: Mobiles, Modulares, Park Models, Half Houses, Bunk Houses,
Skid Shacks and Houseboats, to a Maximum Overall Width of 4.4 m**

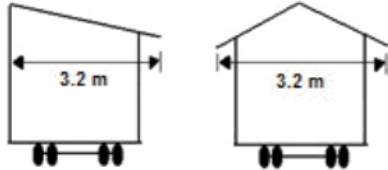
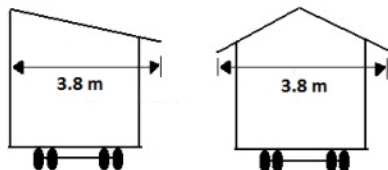
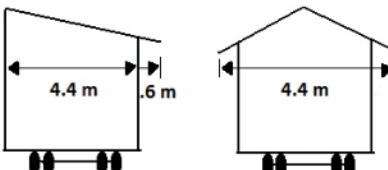
Note: In addition to the terms and conditions that are stated on the permit, the policies described in the Commercial Transport Procedures Manual (CTPM), available at www.cvse.ca, and in particular Section 4.3, are incorporated into and form part of the conditions of this permit.

**Form CVSE1000 - General Permit Conditions, applies to structural moves
with the following additions/exceptions:**

Travel Times:

For Park Model homes only, to a maximum overall width of 3.8 m (including eaves and bay windows), travel will be permitted on Fridays and Saturdays from 15:30 until 04:00 the next day, and during General Holiday restrictions.

Measurement of structure and eaves for width:

Category A	Category B	Category C
		

* 0.6 m allowance shown in Category C is for a single, shoulder-side eave only.

Pilot Cars:

Structures in Category C that do not exceed 4.4 m wide, including eave(s), may travel with one pilot car up to a maximum overall vehicle combination length of 31.5 m daylight/darkness, except that two pilot cars are required on Hwy 97 north of the junction with Hwy 77.

Two pilot cars will be required for both daylight and night travel for mobile homes or modular buildings where the combination of the box and eave exceed 4.4 metres wide, including the box and single eave as shown above.

Lamps:

When structures over 3.2 m wide are permitted to travel during the hours of darkness the following additional requirements shall become a condition of the permit:

The vehicle combination shall either:

- be equipped with and operate a flood lamp, mounted on the hitch or frame within 60 centimetres of the structure, so that the light illuminates the upper front portion of the structure, or
- the towing unit shall be equipped with and operate 1 or 2 rotating or strobe lights, amber in colour

The structure shall be equipped with and operate two (2) flashing sealed beam amber lamps not less than 15 centimetres in diameter mounted on the two (2) upper corners facing to the rear. Two amber strobe lamps not less than 11 centimetres in diameter may also be used.

Signs:

Note: Structures exceeding 3.5 metres in width must display the additional sign "CAUTION – MAY SLOW OR STOP UNEXPECTEDLY" on the rear as per Section 8.03 of the Commercial Transport Regulations.

For structures from 4.41 m to 5.0 m wide, see Form CVSE1001



Commercial Vehicle Safety and Enforcement

Q-LINE TRUCKING LTD.
RR4 CORMAN INDUSTRIAL PARK
P.O. BOX 110B
SASKATOON SK S7K 3J7

Requested by: **s.22** by Web Interface
Effective Date: July 20, 2018
Expiry Date: July 19, 2019
Issued On: July 20, 2018 at 01:07 PM PDT
Last Revised On: July 20, 2018 at 01:07 PM PDT
Issued By: PPC WEB

TERM OVERSIZE PERMIT

Permission is hereby granted to operate the following vehicle for the purpose and manner prescribed herein.

Commodity:

GENERAL - VEHICLE AND LOADS
GENERAL - MOBILE HOMES
BOOMSTICKS AND POLES
HAYBALES (ROUND)
HAYBALES (ROUND) PEACE RIVER ONLY

Vehicle Information

Plate: 261IJV	Make: FREIGHTLINER	FR #:
Juris: SK	Year: 2013	Reg. GVW:
Short VIN: s.15	Trailer Type: Various	

Dimensions (in metres)

The dimensions set out below are general term permit sizes. Policies affecting sizes for specific commodities and vehicle types can be found in Chapters 4 and 5 of the Commercial Transport Procedures Manual.

Over-all:	Length: 25.00	Front Projection: 3.00
	Width: 3.20	Rear Overhang: 6.50
	Height: 4.30	

Vehicle Reference/Unit Number : 757

Note: the maximum for a single vehicle is 16m in overall length.

If a T-Form restricts dimensions further than those listed on the face of a permit due to a specific commodity or vehicle configuration, the conditions of the T-Form(s) shall apply.

Fee Summary

Term Oversize:	\$360.00	THIS IS NOT AN INVOICE.
Total Fee:	----- \$360.00	THIS IS A COPY FOR YOUR RECORDS.

Note: Account holders will receive a copy of this permit for payments made ON ACCOUNT.

Conditions

NO PERSON SHALL ALTER THIS PERMIT IN ANY MANNER, UNLESS THAT PERSON IS AUTHORIZED TO DO SO BY THE MINISTER

PROVINCIAL PERMIT CENTRE

www.th.gov.bc.ca/CVSE

Contact Information:
1-800-559-9688 (toll free)
Fax: (250) 784-2426

Core Hours of Service:
6 am to 10 pm seven days a week
and most statutory holidays

IT IS AN OFFENCE TO MAKE A FALSE STATEMENT IN AN APPLICATION FOR A PERMIT.

YOU MUST HAVE READ EACH CONDITION AND PROVIDE A COPY OF EACH CONDITION TO ALL PERSONS WHO WILL BE DRIVING UNDER THE PERMIT.

HAY (Hay Bales)

In addition to the terms and conditions that are stated on the permit, the policies described in the Commercial Transport Procedures Manual (CTPM), available at www.cvse.ca, and in particular section 4-4, are incorporated into and form part of the conditions of this permit.

Dimensions & Limited Routes for Transporting Rectangular Hay Bales

Width: 3.05 m

Height: Small bales: 4.3 m

Large bales: 4.4 m (hiboy)*

4.57 m (lowbed)* (Peace River 4.8 m [3 bales high] on lowbed only)

*Note: Not valid over 4.3 metres in height on Highway 1 west of Abbotsford AND Highway 1 Revelstoke to Glacier National Parks inclusively, and Highway 3B. Further, on these routes only, carriers may choose to secure rectangular hay bales using either the General Requirements of NSC Standard 10 or the standards set out in section 4-4 of the Commercial Transport Procedures Manual (CTPM).

Dimensions & Limited Routes for Transporting Round Hay Bales

Width: 3.5 m

3.84 m in the Peace River Region, with one pilot car at all times if over 3.5 m

Height: 4.57 m*

*Note: 4.8 m is allowed in the Peace River Region and from the BC/AB border entering at Yoho National Park, Kootenay National Park and Crowsnest Pass to an area encompassing Golden, Radium, Invermere, Kimberley, Cranbrook, and all points between, except the Iron Gates Tunnel on Hwy 93 east of Radium Hot Springs, which is limited to 4.5 m OAH

Logs as a Commodity

In addition to the terms and conditions that are stated on the permit, the policies described in the Commercial Transport Procedures Manual (CTPM), available at www.cvse.ca, are incorporated into and form part of the conditions of this permit.

In particular, please note the following:

Additional information regarding maximum dimensions, vehicle configurations, load security and dimension requirements for transporting logs can be found in Chapter 4, Section 4-5 of the Commercial Transport Procedures Manual (CTPM), at <http://www.cvse.ca/CTPM/index.htm>

If a Letter of Authorization is required in order to obtain a permit, the Letter of Authorization must also be carried by the driver.

Some routes are NOT authorized for wide bunks. When operating with 2.9 m wide bunks, drivers must have and comply

NO PERSON SHALL ALTER THIS PERMIT IN ANY MANNER, UNLESS THAT PERSON IS AUTHORIZED TO DO SO BY THE MINISTER

PROVINCIAL PERMIT CENTRE

www.th.gov.bc.ca/CVSE

Contact Information:

1-800-559-9688 (toll free)

Fax: (250) 784-2426

Core Hours of Service:

6 am to 10 pm seven days a week
and most statutory holidays

with a current copy of Form CVSE1013, available at <http://cvse.ca/whatsnew.html#tabs-2>

Additional Permit Conditions

CVSE1070 - Permit Scope and Limitations (1 Page)

CVSE1000 - General Permit Conditions to 4.4 m OAW (3 Pages)

CVSE1000L - Supplement to the General Conditions Form - Logs (1 Page)

CVSE1000S - Supplement to the General Conditions Form - Structures (1 Page)

NO PERSON SHALL ALTER THIS PERMIT IN ANY MANNER, UNLESS THAT PERSON IS AUTHORIZED TO DO SO BY THE MINISTER

PROVINCIAL PERMIT CENTRE

www.th.gov.bc.ca/CVSE

Contact Information:

1-800-559-9688 (toll free)

Fax: (250) 784-2426

Core Hours of Service:

6 am to 10 pm seven days a week
and most statutory holidays

**PERMIT SCOPE AND LIMITATIONS**

In addition to the terms and conditions that are stated on the permit, the policies described in the Commercial Transport Procedures Manual (CTPM), available at www.cvse.ca, are incorporated into and form part of the conditions of this permit.

In particular, see Chapter 4 for commodities information, Chapter 5 for vehicle-specific permit allowances, Chapter 6 for heavy haul and Chapter 7 for letters of authorization.

CVSE Permits are valid in British Columbia on highways under the jurisdiction of the Ministry of Transportation and Infrastructure only. If routing is specified on your permit, you must follow that routing.

1. Extraordinary Traffic

The permit shall in no way be construed as giving permission for the operation of the vehicle on any highway in contravention of any regulation, limitation or prohibition which may be made from time to time for the protection of the highway, pursuant to Section 209 of the Motor Vehicle Act, Section 11 of the Commercial Transport Act or Section 66 of the Transportation Act.

2. Notice of Suspension or Cancellation of Permit

If, in the opinion of the Minister, or any person authorized by the Minister of Transportation, the operation of the vehicle is found to be causing injury or damage to the highway, or it is found that the operation of the vehicle is not in the interests of the public, the Minister may suspend or cancel the permit. It shall be sufficient if such notice is given, verbally or otherwise, to the person owning or to the person driving or operating the vehicle, and no formal notice of suspension shall be required.

3. Permittee to Assume Liability

The permittee shall be responsible for all damages or injury to any person or persons using the highway or otherwise and for any and all loss or damage to privately owned or Crown Property which may result from the operation of the vehicle under the authority of the permit, and the permittee shall protect and save harmless the Ministry of Transportation from all loss, damage or injury resulting directly or indirectly from the operation of the vehicle.

4. Permittee to Ensure Vehicle Safety

The permittee shall be responsible for checking the vehicle for which this permit is issued to ensure that it is mechanically sound. It is the responsibility of the operator to ensure that the vehicle is not loaded in excess of the manufacturer's GVWR or the GAWR for the vehicle. This permit does not authorize the vehicle operator to exceed the manufacturer's ratings.

5. Conditions of Permit to be Complied With

If at any time the vehicle is operated and driven at a greater rate of speed, or having greater gross weight, weight on any axle or tire load, or having greater dimensions, or having tires of a smaller size or of inferior type than is stated in the permit, the permit is void.

6. Limitations and Conditions

- Subject to posted bridge and highway restrictions.
- Subject to seasonal restrictions imposed pursuant to the Transportation Act.
- Vehicle subject to mechanical check.
- For oversize vehicles or loads, applicant is responsible for all clearances.

7. Authorizations via Cities/Municipalities

If oversized/overloaded vehicles are to be operated on streets within a city or municipality, arrangements must be made in advance with the appropriate city or municipal authorities.

8. This permit, permit number or general authorization shall be produced for inspection upon demand of any peace officer or any person authorized by the Minister.**9. No person shall alter this permit in any manner, unless that person is authorized to do so by the Minister**

In addition to the terms and conditions that are stated on the Permit, the policies described in the Commercial Transport Procedures Manual (CTPM), available at www.cvse.ca, are incorporated into and form part of the conditions of this permit.

In particular, see Chapter 4 for commodities information, Chapter 5 for vehicle-specific permit allowances, Chapter 6 for heavy haul and Chapter 7 for letters of authorization.

For travel conditions including weather and road construction, please visit DriveBC: <http://drivebc.ca/>

For Seasonal Load Restrictions, please visit: <http://www.th.gov.bc.ca/BCHighways/loadrestrictions/loadrestrictions.htm>

<http://onlinepermitsbc.ca> Provincial Permit Centre: 800 559-9688



CVSE Permits are valid in British Columbia on highways under the jurisdiction of the Ministry of Transportation and Infrastructure only. If routing is specified on your permit, you must follow that routing. In addition to the terms and conditions that are stated on the permit, the policies described in the Commercial Transport Procedures Manual (CTPM), available at www.cvse.ca, are incorporated into and form part of the conditions of this permit.

**A. For Term or Single Trip Permits with Maximum Overall Width 3.2 m,
Maximum Overall Height 4.3 m (Term)* and 4.88 m (Single Trip)*, and/or
Maximum Overall (Loaded) Length 25 m for Combinations and 16.0 m for Single Vehicles**

* 5.33 m Overall Height (Term or Single Trip) in the Peace River Region

Basic Travel Time Window: Travel at any time on any day

CATEGORY 'A' RESTRICTIONS

Time	N/A
Location	<ol style="list-style-type: none"> In the Lower Mainland: <ul style="list-style-type: none"> No travel on the First Narrows (Lions Gate) Bridge No travel on the Pattullo Bridge No height in excess of 4.15 m through the George Massey Tunnel on Hwy 99 No height in excess of 4.3 m on Hwy 1 west of Abbotsford In the Kootenays: <ul style="list-style-type: none"> No height in excess of 4.13 m eastbound through the Warfield Underpass on Hwy 3B/22 (4.56 m westbound) No height in excess of 4.3 m on Hwy 1 between Revelstoke National Park and Glacier National Park No width in excess of 2.6 m on the Waneta Bridge on Hwy 22A, just north of the US Border
Other	Poor Visibility – No travel is permitted when, because of unfavourable atmospheric conditions, persons or vehicles on the highway are not clearly discernible at a distance of 100 m.

**B. For Term or Single Trip Permits with Maximum Overall Width 3.8 m, and/or
Maximum Overall (Loaded) Length 31.0 m for Combinations (31.5 m for Structures)
Basic Travel Time Window: Any time and day except not on Fridays from 15:30 to 04:00 the following day,
and not on Saturdays from 21:00 to 04:00 the following day**

CATEGORY 'B' RESTRICTIONS All Category 'A' Restrictions apply, and in addition the following:

Time	<ol style="list-style-type: none"> No travel on General Holidays as defined in Chapter 3 of the CTPM, except as shown in 2 and 3. In the Lower Mainland, west of Abbotsford (Hwy 11) and south of Squamish: <ul style="list-style-type: none"> No travel on weekdays from 07:00 to 09:00 or from 15:30 to 18:00 except between Abbotsford and 104 Avenue/160 Street on Highway 1 Travel is permitted on General Holidays from 04:00 to 07:00 and from 09:00 to 14:00 In the Peace River Region, travel is permitted at any time on any day.
Location	<ol style="list-style-type: none"> In the Lower Mainland: no width in excess of 3.2m or length in excess of 27.5m through the George Massey Tunnel on Hwy 99 In the Cariboo Region, no travel on Hwy 20 from Anahim Lake to Hagensborg, except under conditions described in section 3.8.8 of the Commercial Transport Procedures Manual In the Southern Interior Region, maximum 29 m OAL on: <ul style="list-style-type: none"> Hwy 3 from the junction of 3/5 to Princeton Hwy 1 from Hope to Cache Creek Hwy 99 through the Fountain Railway underpass, 15 km NE of Lillooet
Other	Convoying – There shall be no convoying of oversize vehicles/loads except as required by the permit. Convoying means any two oversize vehicles/loads from the same company which are in transit less than 1 kilometre apart on a section of highway.



**For Single Trip Permits with Maximum Overall Width 4.4 m,
and/or Maximum Overall (Loaded) Length 40.0 m for Combinations**
**Basic Travel Time Window: Any time and day except not on Fridays and Saturdays
from 15:30 to 04:00 the following day and Sundays from 15:30 to 24:00**
(Or in the Peace: any time and day except in darkness from Friday to 00:01 Monday)

CATEGORY 'C' RESTRICTIONS All Category 'A' and 'B' Restrictions apply, and in addition the following:

Time	<ol style="list-style-type: none"> 1. In the Southern Interior, on Highway 1 between Hope and Cache Creek, no travel during the hours of darkness 2. In the Kootenays: <ul style="list-style-type: none"> • No travel on Highway 93 east of Radium from the last Friday in June to September 15, except between 03:00 and 06:00 • No travel on No. 1 Mine Road (off of Hwy 43) from Elkford to Fording River Operations between 06:00 and 08:00 and between 18:00 and 20:00
Location	<ol style="list-style-type: none"> 1. On Vancouver Island, no travel on Highway 14 west of Jordan River 2. In the Lower Mainland, no travel on the Queensborough Bridge (applies to widths over 3.8 m) 3. In the Okanagan, no travel on Highway 97A between Sicamous and Grindrod 4. In the Kootenays, no travel on Highway 31 between Meadow Creek and Trout Lake 5. In the Peace River Region: <ul style="list-style-type: none"> • Maximum 36 m OAL on Hwy 97 north of the junction of 77/97
Other	Overtaking –The oversize vehicle shall pull off the travelled surface of the highway wherever possible to allow following vehicles to pass. There shall be no overtaking of an over-dimensional vehicle/load on any highway by another over-dimensional vehicle/load.

Pilot Cars:

Pilot cars must be operated in accordance with the Pilot Car Load Movement Guidelines, which is [Appendix G, 2015 Interim Traffic Management Manual for Work on Roadways](#). This includes two-way communication with the driver of the oversize load.

	Up to 3.2 m		3.21 to 3.5 m		3.51 to 3.8 m		3.81 to 4.4 m	
	Day	Dark	Day	Dark	Day	Dark	Day	Dark
Length								
Up to 27.5 m	0	0	1*	1	1	1	1***	2
27.5 to 31 m	1	1	1	1	1	1	2	2
31.1 to 36 m	1	2	1	2	1	2	2	2
36 to 40 m	2**	2	2**	2	2	2	2	2

* Or the towing vehicle must be equipped with and operate one or two amber flashing lights

** Up to 3.5 m wide, only one pilot car is required for travel over four (4) lane highways

*** Two pilot cars for travel on Highway 97 from the junction of 77/97 to the Yukon Border

Additional Pilot Car Requirements for Front or Rear Projection:

- If you are using an allowance for front projection beyond 3 m of the kingpin or beyond 6.5 m measured forward of the turn center of the front steering axle group, a minimum of one pilot car is required (unless otherwise provided for by commodity or vehicle policy).
- If you are using an allowance for rear projection beyond 6.5 m from the turn center of the rear-most axle group, a minimum of one pilot car is required (unless otherwise provided for by commodity or vehicle policy).
- A minimum of two pilot cars will be required if the load exceeds 3.8 m in width and the front projection is in excess of 3 m and/or the rear projection is in excess of 6.5 m.

For overall widths over 3.2 m, a minimum of one pilot car is required:

On Vancouver Island:

- Highway #4 from the Taylor River Bridge (40 km west of Port Alberni) to Tofino
- Highway 30 from Highway 19 to Port Alice

On the Sunshine Coast: Highway 101 from Langdale to Earl's Cove

In the Lower Mainland/Southern Interior: Highway 99 from Pemberton to Lillooet

In the Kootenays:

- Hwy 3A and 31 (Balfour-Kaslo-Galena Bay Highway)
- Hwy 33, southbound only, to approach and cross the Westbridge Bridge

In the Peace River Region: Highway 97 from Junction 77/97 to the Yukon border



Traffic Control:

Unless otherwise specified in the permit: Where traffic control is needed for the load to proceed safely, it must be performed by a certified traffic control person in accordance with the [Pilot Car Load Movement Guidelines](#), or by a Peace Officer. Out of Province pilot car operators who engage in traffic control as part of their escort duties must either be certified in BC or be able to show proof of government approved flagging training, as described in [Circular 10/16](#).

Flags:

For widths over 2.6 m, red or orange flags are required on all four corners of each load/trailer.

For travel in daylight, a red or orange flag is required on front projection over 1 m and/or rear projection over 1.2 m.

Lamps:

Overall Width

Over 2.6 m Lights on extremities, amber lamps facing forward, red lamps facing the rear, for night travel

3.21 to 3.5 m One or two amber flashing or rotating beacon(s) mounted on the truck for daylight travel
 or minimum one pilot vehicle

For travel in darkness, a white light is required on front projection over 1 m and a red light is required on rear projection over 1.2 m.

Amber lamps or beacons on the towing unit or at the rear of the vehicle or load may be used for additional safety.

Signs:

Wide load, D sign, or oversize load signs are required front and rear for vehicles/loads with overall width over 3.2 m wide.

Long load, D sign or oversize load signs are required front and rear for vehicles/loads (other than B-Trains) over 25 m long.

In addition to the terms and conditions that are stated on the permit, the policies described in the Commercial Transport Procedures Manual (CTPM), available at www.cvse.ca, are incorporated into and form part of the conditions of this permit.

For travel conditions including weather and road construction, please visit DriveBC: <http://drivebc.ca/>

For Seasonal Load Restrictions, please visit: <http://www.th.gov.bc.ca/BCHighways/loadrestrictions/loadrestrictions.htm>

<http://onlinepermitsbc.ca> **Provincial Permit Centre: 800 559-9688**

**Logs: Additional Requirements and Information for the Transport of Logs under Permit**

Note: In addition to the terms and conditions that are stated on the permit, the policies described in the Commercial Transport Procedures Manual (CTPM), available at www.cvse.ca, and in particular Section 4.5, Section 5.3.5 and Chapter 7 are incorporated into and form part of the conditions of this permit.

Form CVSE1000 General Permit Conditions applies to the transport of logs with the following additions/exceptions:

Logging vehicles/loads (including short log loads) are limited to **2.6 m (legal) width**, except 2.9 m for wide bunks transporting beetle killed wood on authorized routes ONLY (see [Form CVSE1013](#).) Height is limited to **4.15 m (legal) height**, except 4.3 m when permitted to stack configuration pieces for empty travel.

Boomsticks, Poles and Processed Poles

See definitions, maximum dimensions for term permits and single trip permits and additional load security information in the Commercial Transport Procedures Manual at www.cvse.ca. In particular, note the following sections:

- 4.5.1 – Logs, Poles and Boomsticks up to 20.1 m Long
- 4.5.2 – Boomsticks, Poles and Processed Poles over 20.1 m Long

Maximum trim on any single pole in order to exceed 34 m OAL (single trip permits only): 1 m

1. Travel Time Restrictions for Length:

- (a) No travel during hours of darkness for loads in excess of:
 - (i) 7.0 m front projection from bunk;
 - (ii) 9.0 m rear projection from bunk;
 - (iii) 27.5 m OAL
 - (iv) 31 m OAL for logging truck/pole trailer configurations where there is a minimum distance of 15 m between bunks, and either:
 - with a tandem drive logging truck, the point of articulation is approximately 1/6 of the total distance between bunks, and a stinger and compensating reach are in use, or
 - with a tridem drive logging truck, the point of articulation is 1/4 of the total distance between bunks.

2. Pilot Car Requirements:

- (a) A pilot car is required:
 - (i) if overall length exceeds 27.5 metres (except if the rear overhang does not exceed 9 metres and a 3 metres to 8 metres front projection is utilized, then the maximum overall length may be extended to 31 metres before a pilot car is required*). Less than 3.0 metres front projections is accepted for self-loading logging trucks, provided they use as much front projection as possible.
 - (ii) if rear overhang exceeds 9.0 metres beyond bunk, or
 - (iii) if front projection exceeds 8.0 metres ahead of front bunk,
- (b) If only front projection is excessive, then the pilot car will be to the front on 2 or 3 lane highways, otherwise the pilot car will be to the rear. If overall length exceeds 36.0 metres, then two pilot cars are required. Additional pilot cars may be required depending on route of travel. Radio communication between pilot car operator and truck operator is mandatory.

- (c) On Quadra Island, this permit is only valid on Hyacinthe Bay/Granite Bay/Bold Point Road when a pilot car is utilized and the loaded log truck displays LONG LOAD, OVERSIZE LOAD, or D signs front and rear.

* **Note:** On Duncan Bay Road in Campbell River, 600 m west of Highway 19 for a distance of 300 m west or vice versa, vehicle combinations with overall length over 27.5 m must have either traffic control (by a certified traffic control person) or a minimum of one pilot vehicle, regardless of the provision in 2(a)(i).

3. Load Security

- (a) Where the distance between bunks exceeds 10 metres, three load encircling binders shall be used, one centered between the bunks and the others approximately 3 metres on each side of the center, and
- (b) where short logs are carried in the same load they shall be banded or additional binders used to ensure compliance with Division 35 of the Motor Vehicle Act Regulations.

**STRUCTURE PERMIT CONDITIONS
(Supplement to Form CVSE1000)****Structures: Mobiles, Modulares, Park Models, Half Houses, Bunk Houses,
Skid Shacks and Houseboats, to a Maximum Overall Width of 4.4 m**

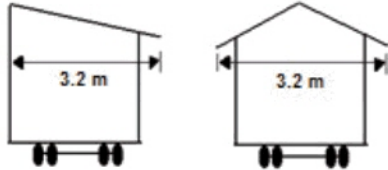
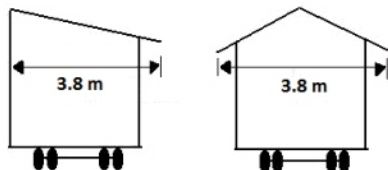
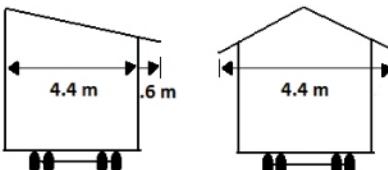
Note: In addition to the terms and conditions that are stated on the permit, the policies described in the Commercial Transport Procedures Manual (CTPM), available at www.cvse.ca, and in particular Section 4.3, are incorporated into and form part of the conditions of this permit.

**Form CVSE1000 - General Permit Conditions, applies to structural moves
with the following additions/exceptions:**

Travel Times:

For Park Model homes only, to a maximum overall width of 3.8 m (including eaves and bay windows), travel will be permitted on Fridays and Saturdays from 15:30 until 04:00 the next day, and during General Holiday restrictions.

Measurement of structure and eaves for width:

Category A	Category B	Category C
		

* 0.6 m allowance shown in Category C is for a single, shoulder-side eave only.

Pilot Cars:

Structures in Category C that do not exceed 4.4 m wide, including eave(s), may travel with one pilot car up to a maximum overall vehicle combination length of 31.5 m daylight/darkness, except that two pilot cars are required on Hwy 97 north of the junction with Hwy 77.

Two pilot cars will be required for both daylight and night travel for mobile homes or modular buildings where the combination of the box and eave exceed 4.4 metres wide, including the box and single eave as shown above.

Lamps:

When structures over 3.2 m wide are permitted to travel during the hours of darkness the following additional requirements shall become a condition of the permit:

The vehicle combination shall either:

- be equipped with and operate a flood lamp, mounted on the hitch or frame within 60 centimetres of the structure, so that the light illuminates the upper front portion of the structure, or
- the towing unit shall be equipped with and operate 1 or 2 rotating or strobe lights, amber in colour

The structure shall be equipped with and operate two (2) flashing sealed beam amber lamps not less than 15 centimetres in diameter mounted on the two (2) upper corners facing to the rear. Two amber strobe lamps not less than 11 centimetres in diameter may also be used.

Signs:

Note: Structures exceeding 3.5 metres in width must display the additional sign "CAUTION – MAY SLOW OR STOP UNEXPECTEDLY" on the rear as per Section 8.03 of the Commercial Transport Regulations.

For structures from 4.41 m to 5.0 m wide, see Form CVSE1001



Commercial Vehicle Safety and Enforcement

Q-LINE TRUCKING LTD.
RR4 CORMAN INDUSTRIAL PARK
P.O. BOX 110B
SASKATOON SK S7K 3J7

Requested by: **s.22** by Web Interface
Effective Date: July 30, 2018
Expiry Date: July 29, 2019
Issued On: July 30, 2018 at 11:37 AM PDT
Last Revised On: July 30, 2018 at 11:37 AM PDT
Issued By: PPC WEB

TERM OVERSIZE PERMIT

Permission is hereby granted to operate the following vehicle for the purpose and manner prescribed herein.

Commodity:

GENERAL - VEHICLE AND LOADS
GENERAL - MOBILE HOMES
BOOMSTICKS AND POLES
HAYBALES (ROUND)
HAYBALES (ROUND) PEACE RIVER ONLY

Vehicle Information

Plate: 277IJV	Make: FREIGHTLINER	FR #:
Juris: SK	Year: 2012	Reg. GVW:
Short VIN: s.15	Trailer Type: Various	

Dimensions (in metres)

The dimensions set out below are general term permit sizes. Policies affecting sizes for specific commodities and vehicle types can be found in Chapters 4 and 5 of the Commercial Transport Procedures Manual.

Over-all:	Length: 25.00	Front Projection: 3.00
	Width: 3.20	Rear Overhang: 6.50
	Height: 4.30	

Vehicle Reference/Unit Number : 778

Note: the maximum for a single vehicle is 16m in overall length.

If a T-Form restricts dimensions further than those listed on the face of a permit due to a specific commodity or vehicle configuration, the conditions of the T-Form(s) shall apply.

Fee Summary

Term Oversize:	\$360.00	THIS IS NOT AN INVOICE.
Total Fee:	----- \$360.00	THIS IS A COPY FOR YOUR RECORDS.

Note: Account holders will receive a copy of this permit for payments made ON ACCOUNT.

Conditions

NO PERSON SHALL ALTER THIS PERMIT IN ANY MANNER, UNLESS THAT PERSON IS AUTHORIZED TO DO SO BY THE MINISTER

PROVINCIAL PERMIT CENTRE

www.th.gov.bc.ca/CVSE

Contact Information:
1-800-559-9688 (toll free)
Fax: (250) 784-2426

Core Hours of Service:
6 am to 10 pm seven days a week
and most statutory holidays

IT IS AN OFFENCE TO MAKE A FALSE STATEMENT IN AN APPLICATION FOR A PERMIT.

YOU MUST HAVE READ EACH CONDITION AND PROVIDE A COPY OF EACH CONDITION TO ALL PERSONS WHO WILL BE DRIVING UNDER THE PERMIT.

HAY (Hay Bales)

In addition to the terms and conditions that are stated on the permit, the policies described in the Commercial Transport Procedures Manual (CTPM), available at www.cvse.ca, and in particular section 4-4, are incorporated into and form part of the conditions of this permit.

Dimensions & Limited Routes for Transporting Rectangular Hay Bales

Width: 3.05 m

Height: Small bales: 4.3 m

Large bales: 4.4 m (hiboy)*

4.57 m (lowbed)* (Peace River 4.8 m [3 bales high] on lowbed only)

*Note: Not valid over 4.3 metres in height on Highway 1 west of Abbotsford AND Highway 1 Revelstoke to Glacier National Parks inclusively, and Highway 3B. Further, on these routes only, carriers may choose to secure rectangular hay bales using either the General Requirements of NSC Standard 10 or the standards set out in section 4-4 of the Commercial Transport Procedures Manual (CTPM).

Dimensions & Limited Routes for Transporting Round Hay Bales

Width: 3.5 m

3.84 m in the Peace River Region, with one pilot car at all times if over 3.5 m

Height: 4.57 m*

*Note: 4.8 m is allowed in the Peace River Region and from the BC/AB border entering at Yoho National Park, Kootenay National Park and Crowsnest Pass to an area encompassing Golden, Radium, Invermere, Kimberley, Cranbrook, and all points between, except the Iron Gates Tunnel on Hwy 93 east of Radium Hot Springs, which is limited to 4.5 m OAH

Logs as a Commodity

In addition to the terms and conditions that are stated on the permit, the policies described in the Commercial Transport Procedures Manual (CTPM), available at www.cvse.ca, are incorporated into and form part of the conditions of this permit.

In particular, please note the following:

Additional information regarding maximum dimensions, vehicle configurations, load security and dimension requirements for transporting logs can be found in Chapter 4, Section 4-5 of the Commercial Transport Procedures Manual (CTPM), at <http://www.cvse.ca/CTPM/index.htm>

If a Letter of Authorization is required in order to obtain a permit, the Letter of Authorization must also be carried by the driver.

Some routes are NOT authorized for wide bunks. When operating with 2.9 m wide bunks, drivers must have and comply

NO PERSON SHALL ALTER THIS PERMIT IN ANY MANNER, UNLESS THAT PERSON IS AUTHORIZED TO DO SO BY THE MINISTER

PROVINCIAL PERMIT CENTRE

www.th.gov.bc.ca/CVSE

Contact Information:

1-800-559-9688 (toll free)

Fax: (250) 784-2426

Core Hours of Service:

6 am to 10 pm seven days a week
and most statutory holidays

with a current copy of Form CVSE1013, available at <http://cvse.ca/whatsnew.html#tabs-2>

Additional Permit Conditions

CVSE1070 - Permit Scope and Limitations (1 Page)

CVSE1000 - General Permit Conditions to 4.4 m OAW (3 Pages)

CVSE1000L - Supplement to the General Conditions Form - Logs (1 Page)

CVSE1000S - Supplement to the General Conditions Form - Structures (1 Page)

NO PERSON SHALL ALTER THIS PERMIT IN ANY MANNER, UNLESS THAT PERSON IS AUTHORIZED TO DO SO BY THE MINISTER

PROVINCIAL PERMIT CENTRE

www.th.gov.bc.ca/CVSE

Contact Information:

1-800-559-9688 (toll free)

Fax: (250) 784-2426

Core Hours of Service:

6 am to 10 pm seven days a week
and most statutory holidays

**PERMIT SCOPE AND LIMITATIONS**

In addition to the terms and conditions that are stated on the permit, the policies described in the Commercial Transport Procedures Manual (CTPM), available at www.cvse.ca, are incorporated into and form part of the conditions of this permit.

In particular, see Chapter 4 for commodities information, Chapter 5 for vehicle-specific permit allowances, Chapter 6 for heavy haul and Chapter 7 for letters of authorization.

CVSE Permits are valid in British Columbia on highways under the jurisdiction of the Ministry of Transportation and Infrastructure only. If routing is specified on your permit, you must follow that routing.

1. Extraordinary Traffic

The permit shall in no way be construed as giving permission for the operation of the vehicle on any highway in contravention of any regulation, limitation or prohibition which may be made from time to time for the protection of the highway, pursuant to Section 209 of the Motor Vehicle Act, Section 11 of the Commercial Transport Act or Section 66 of the Transportation Act.

2. Notice of Suspension or Cancellation of Permit

If, in the opinion of the Minister, or any person authorized by the Minister of Transportation, the operation of the vehicle is found to be causing injury or damage to the highway, or it is found that the operation of the vehicle is not in the interests of the public, the Minister may suspend or cancel the permit. It shall be sufficient if such notice is given, verbally or otherwise, to the person owning or to the person driving or operating the vehicle, and no formal notice of suspension shall be required.

3. Permittee to Assume Liability

The permittee shall be responsible for all damages or injury to any person or persons using the highway or otherwise and for any and all loss or damage to privately owned or Crown Property which may result from the operation of the vehicle under the authority of the permit, and the permittee shall protect and save harmless the Ministry of Transportation from all loss, damage or injury resulting directly or indirectly from the operation of the vehicle.

4. Permittee to Ensure Vehicle Safety

The permittee shall be responsible for checking the vehicle for which this permit is issued to ensure that it is mechanically sound. It is the responsibility of the operator to ensure that the vehicle is not loaded in excess of the manufacturer's GVWR or the GAWR for the vehicle. This permit does not authorize the vehicle operator to exceed the manufacturer's ratings.

5. Conditions of Permit to be Complied With

If at any time the vehicle is operated and driven at a greater rate of speed, or having greater gross weight, weight on any axle or tire load, or having greater dimensions, or having tires of a smaller size or of inferior type than is stated in the permit, the permit is void.

6. Limitations and Conditions

- Subject to posted bridge and highway restrictions.
- Subject to seasonal restrictions imposed pursuant to the Transportation Act.
- Vehicle subject to mechanical check.
- For oversize vehicles or loads, applicant is responsible for all clearances.

7. Authorizations via Cities/Municipalities

If oversized/overloaded vehicles are to be operated on streets within a city or municipality, arrangements must be made in advance with the appropriate city or municipal authorities.

8. This permit, permit number or general authorization shall be produced for inspection upon demand of any peace officer or any person authorized by the Minister.**9. No person shall alter this permit in any manner, unless that person is authorized to do so by the Minister**

In addition to the terms and conditions that are stated on the Permit, the policies described in the Commercial Transport Procedures Manual (CTPM), available at www.cvse.ca, are incorporated into and form part of the conditions of this permit.

In particular, see Chapter 4 for commodities information, Chapter 5 for vehicle-specific permit allowances, Chapter 6 for heavy haul and Chapter 7 for letters of authorization.

For travel conditions including weather and road construction, please visit DriveBC: <http://drivebc.ca/>

For Seasonal Load Restrictions, please visit: <http://www.th.gov.bc.ca/BCHighways/loadrestrictions/loadrestrictions.htm>

<http://onlinepermitsbc.ca> Provincial Permit Centre: 800 559-9688

**GENERAL PERMIT CONDITIONS TO 4.4 M OAW**

CVSE Permits are valid in British Columbia on highways under the jurisdiction of the Ministry of Transportation and Infrastructure only. If routing is specified on your permit, you must follow that routing. In addition to the terms and conditions that are stated on the permit, the policies described in the Commercial Transport Procedures Manual (CTPM), available at www.cvse.ca, are incorporated into and form part of the conditions of this permit.

**A. For Term or Single Trip Permits with Maximum Overall Width 3.2 m,
Maximum Overall Height 4.3 m (Term)* and 4.88 m (Single Trip)*, and/or
Maximum Overall (Loaded) Length 25 m for Combinations and 16.0 m for Single Vehicles**

* 5.33 m Overall Height (Term or Single Trip) in the Peace River Region

Basic Travel Time Window: Travel at any time on any day

CATEGORY 'A' RESTRICTIONS

Time	N/A
Location	<ol style="list-style-type: none"> In the Lower Mainland: <ul style="list-style-type: none"> No travel on the First Narrows (Lions Gate) Bridge No travel on the Pattullo Bridge No height in excess of 4.15 m through the George Massey Tunnel on Hwy 99 No height in excess of 4.3 m on Hwy 1 west of Abbotsford In the Kootenays: <ul style="list-style-type: none"> No height in excess of 4.13 m eastbound through the Warfield Underpass on Hwy 3B/22 (4.56 m westbound) No height in excess of 4.3 m on Hwy 1 between Revelstoke National Park and Glacier National Park No width in excess of 2.6 m on the Waneta Bridge on Hwy 22A, just north of the US Border
Other	Poor Visibility – No travel is permitted when, because of unfavourable atmospheric conditions, persons or vehicles on the highway are not clearly discernible at a distance of 100 m.

**B. For Term or Single Trip Permits with Maximum Overall Width 3.8 m, and/or
Maximum Overall (Loaded) Length 31.0 m for Combinations (31.5 m for Structures)**

**Basic Travel Time Window: Any time and day except not on Fridays from 15:30 to 04:00 the following day,
and not on Saturdays from 21:00 to 04:00 the following day**

CATEGORY 'B' RESTRICTIONS All Category 'A' Restrictions apply, and in addition the following:

Time	<ol style="list-style-type: none"> No travel on General Holidays as defined in Chapter 3 of the CTPM, except as shown in 2 and 3. In the Lower Mainland, west of Abbotsford (Hwy 11) and south of Squamish: <ul style="list-style-type: none"> No travel on weekdays from 07:00 to 09:00 or from 15:30 to 18:00 except between Abbotsford and 104 Avenue/160 Street on Highway 1 Travel is permitted on General Holidays from 04:00 to 07:00 and from 09:00 to 14:00 In the Peace River Region, travel is permitted at any time on any day.
Location	<ol style="list-style-type: none"> In the Lower Mainland: no width in excess of 3.2m or length in excess of 27.5m through the George Massey Tunnel on Hwy 99 In the Cariboo Region, no travel on Hwy 20 from Anahim Lake to Hagensborg, except under conditions described in section 3.8.8 of the Commercial Transport Procedures Manual In the Southern Interior Region, maximum 29 m OAL on: <ul style="list-style-type: none"> Hwy 3 from the junction of 3/5 to Princeton Hwy 1 from Hope to Cache Creek Hwy 99 through the Fountain Railway underpass, 15 km NE of Lillooet
Other	Convoying – There shall be no convoying of oversize vehicles/loads except as required by the permit. Convoying means any two oversize vehicles/loads from the same company which are in transit less than 1 kilometre apart on a section of highway.



**For Single Trip Permits with Maximum Overall Width 4.4 m,
and/or Maximum Overall (Loaded) Length 40.0 m for Combinations**
**Basic Travel Time Window: Any time and day except not on Fridays and Saturdays
from 15:30 to 04:00 the following day and Sundays from 15:30 to 24:00**
(Or in the Peace: any time and day except in darkness from Friday to 00:01 Monday)

CATEGORY 'C' RESTRICTIONS All Category 'A' and 'B' Restrictions apply, and in addition the following:

- | | |
|-----------------|--|
| Time | <ol style="list-style-type: none"> 1. In the Southern Interior, on Highway 1 between Hope and Cache Creek, no travel during the hours of darkness 2. In the Kootenays: <ul style="list-style-type: none"> • No travel on Highway 93 east of Radium from the last Friday in June to September 15, except between 03:00 and 06:00 • No travel on No. 1 Mine Road (off of Hwy 43) from Elkford to Fording River Operations between 06:00 and 08:00 and between 18:00 and 20:00 |
| Location | <ol style="list-style-type: none"> 1. On Vancouver Island, no travel on Highway 14 west of Jordan River 2. In the Lower Mainland, no travel on the Queensborough Bridge (applies to widths over 3.8 m) 3. In the Okanagan, no travel on Highway 97A between Sicamous and Grindrod 4. In the Kootenays, no travel on Highway 31 between Meadow Creek and Trout Lake 5. In the Peace River Region: <ul style="list-style-type: none"> • Maximum 36 m OAL on Hwy 97 north of the junction of 77/97 |
| Other | Overtaking –The oversize vehicle shall pull off the travelled surface of the highway wherever possible to allow following vehicles to pass. There shall be no overtaking of an over-dimensional vehicle/load on any highway by another over-dimensional vehicle/load. |

Pilot Cars:

Pilot cars must be operated in accordance with the Pilot Car Load Movement Guidelines, which is [Appendix G, 2015 Interim Traffic Management Manual for Work on Roadways](#). This includes two-way communication with the driver of the oversize load.

	Up to 3.2 m		3.21 to 3.5 m		3.51 to 3.8 m		3.81 to 4.4 m	
	Day	Dark	Day	Dark	Day	Dark	Day	Dark
Length								
Up to 27.5 m	0	0	1*	1	1	1	1***	2
27.5 to 31 m	1	1	1	1	1	1	2	2
31.1 to 36 m	1	2	1	2	1	2	2	2
36 to 40 m	2**	2	2**	2	2	2	2	2

* Or the towing vehicle must be equipped with and operate one or two amber flashing lights

** Up to 3.5 m wide, only one pilot car is required for travel over four (4) lane highways

*** Two pilot cars for travel on Highway 97 from the junction of 77/97 to the Yukon Border

Additional Pilot Car Requirements for Front or Rear Projection:

- If you are using an allowance for front projection beyond 3 m of the kingpin or beyond 6.5 m measured forward of the turn center of the front steering axle group, a minimum of one pilot car is required (unless otherwise provided for by commodity or vehicle policy).
- If you are using an allowance for rear projection beyond 6.5 m from the turn center of the rear-most axle group, a minimum of one pilot car is required (unless otherwise provided for by commodity or vehicle policy).
- A minimum of two pilot cars will be required if the load exceeds 3.8 m in width and the front projection is in excess of 3 m and/or the rear projection is in excess of 6.5 m.

For overall widths over 3.2 m, a minimum of one pilot car is required:

On Vancouver Island:

- Highway #4 from the Taylor River Bridge (40 km west of Port Alberni) to Tofino
- Highway 30 from Highway 19 to Port Alice

On the Sunshine Coast: Highway 101 from Langdale to Earl's Cove

In the Lower Mainland/Southern Interior: Highway 99 from Pemberton to Lillooet

In the Kootenays:

- Hwy 3A and 31 (Balfour-Kaslo-Galena Bay Highway)
- Hwy 33, southbound only, to approach and cross the Westbridge Bridge

In the Peace River Region: Highway 97 from Junction 77/97 to the Yukon border



Traffic Control:

Unless otherwise specified in the permit: Where traffic control is needed for the load to proceed safely, it must be performed by a certified traffic control person in accordance with the [Pilot Car Load Movement Guidelines](#), or by a Peace Officer. Out of Province pilot car operators who engage in traffic control as part of their escort duties must either be certified in BC or be able to show proof of government approved flagging training, as described in [Circular 10/16](#).

Flags:

For widths over 2.6 m, red or orange flags are required on all four corners of each load/trailer.

For travel in daylight, a red or orange flag is required on front projection over 1 m and/or rear projection over 1.2 m.

Lamps:

Overall Width

Over 2.6 m Lights on extremities, amber lamps facing forward, red lamps facing the rear, for night travel

3.21 to 3.5 m One or two amber flashing or rotating beacon(s) mounted on the truck for daylight travel
 or minimum one pilot vehicle

For travel in darkness, a white light is required on front projection over 1 m and a red light is required on rear projection over 1.2 m.

Amber lamps or beacons on the towing unit or at the rear of the vehicle or load may be used for additional safety.

Signs:

Wide load, D sign, or oversize load signs are required front and rear for vehicles/loads with overall width over 3.2 m wide.

Long load, D sign or oversize load signs are required front and rear for vehicles/loads (other than B-Trains) over 25 m long.

In addition to the terms and conditions that are stated on the permit, the policies described in the Commercial Transport Procedures Manual (CTPM), available at www.cvse.ca, are incorporated into and form part of the conditions of this permit.

For travel conditions including weather and road construction, please visit DriveBC: <http://drivebc.ca/>

For Seasonal Load Restrictions, please visit: <http://www.th.gov.bc.ca/BCHighways/loadrestrictions/loadrestrictions.htm>

<http://onlinepermitsbc.ca> **Provincial Permit Centre: 800 559-9688**

**Logs: Additional Requirements and Information for the Transport of Logs under Permit**

Note: In addition to the terms and conditions that are stated on the permit, the policies described in the Commercial Transport Procedures Manual (CTPM), available at www.cvse.ca, and in particular Section 4.5, Section 5.3.5 and Chapter 7 are incorporated into and form part of the conditions of this permit.

Form CVSE1000 General Permit Conditions applies to the transport of logs with the following additions/exceptions:

Logging vehicles/loads (including short log loads) are limited to **2.6 m (legal) width**, except 2.9 m for wide bunks transporting beetle killed wood on authorized routes ONLY (see [Form CVSE1013](#).) Height is limited to **4.15 m (legal) height**, except 4.3 m when permitted to stack configuration pieces for empty travel.

Boomsticks, Poles and Processed Poles

See definitions, maximum dimensions for term permits and single trip permits and additional load security information in the Commercial Transport Procedures Manual at www.cvse.ca. In particular, note the following sections:

- 4.5.1 – Logs, Poles and Boomsticks up to 20.1 m Long
- 4.5.2 – Boomsticks, Poles and Processed Poles over 20.1 m Long

Maximum trim on any single pole in order to exceed 34 m OAL (single trip permits only): 1 m

1. Travel Time Restrictions for Length:

- (a) No travel during hours of darkness for loads in excess of:
 - (i) 7.0 m front projection from bunk;
 - (ii) 9.0 m rear projection from bunk;
 - (iii) 27.5 m OAL
 - (iv) 31 m OAL for logging truck/pole trailer configurations where there is a minimum distance of 15 m between bunks, and either:
 - with a tandem drive logging truck, the point of articulation is approximately 1/6 of the total distance between bunks, and a stinger and compensating reach are in use, or
 - with a tridem drive logging truck, the point of articulation is 1/4 of the total distance between bunks.

2. Pilot Car Requirements:

- (a) A pilot car is required:
 - (i) if overall length exceeds 27.5 metres (except if the rear overhang does not exceed 9 metres and a 3 metres to 8 metres front projection is utilized, then the maximum overall length may be extended to 31 metres before a pilot car is required*). Less than 3.0 metres front projections is accepted for self-loading logging trucks, provided they use as much front projection as possible.
 - (ii) if rear overhang exceeds 9.0 metres beyond bunk, or
 - (iii) if front projection exceeds 8.0 metres ahead of front bunk,
- (b) If only front projection is excessive, then the pilot car will be to the front on 2 or 3 lane highways, otherwise the pilot car will be to the rear. If overall length exceeds 36.0 metres, then two pilot cars are required. Additional pilot cars may be required depending on route of travel. Radio communication between pilot car operator and truck operator is mandatory.

- (c) On Quadra Island, this permit is only valid on Hyacinthe Bay/Granite Bay/Bold Point Road when a pilot car is utilized and the loaded log truck displays LONG LOAD, OVERSIZE LOAD, or D signs front and rear.

* **Note:** On Duncan Bay Road in Campbell River, 600 m west of Highway 19 for a distance of 300 m west or vice versa, vehicle combinations with overall length over 27.5 m must have either traffic control (by a certified traffic control person) or a minimum of one pilot vehicle, regardless of the provision in 2(a)(i).

3. Load Security

- (a) Where the distance between bunks exceeds 10 metres, three load encircling binders shall be used, one centered between the bunks and the others approximately 3 metres on each side of the center, and
- (b) where short logs are carried in the same load they shall be banded or additional binders used to ensure compliance with Division 35 of the Motor Vehicle Act Regulations.

**STRUCTURE PERMIT CONDITIONS
(Supplement to Form CVSE1000)****Structures: Mobiles, Modulares, Park Models, Half Houses, Bunk Houses,
Skid Shacks and Houseboats, to a Maximum Overall Width of 4.4 m**




Note: In addition to the terms and conditions that are stated on the permit, the policies described in the Commercial Transport Procedures Manual (CTPM), available at www.cvse.ca, and in particular Section 4.3, are incorporated into and form part of the conditions of this permit.

**Form CVSE1000 - General Permit Conditions, applies to structural moves
with the following additions/exceptions:**

Travel Times:

For Park Model homes only, to a maximum overall width of 3.8 m (including eaves and bay windows), travel will be permitted on Fridays and Saturdays from 15:30 until 04:00 the next day, and during General Holiday restrictions.

Measurement of structure and eaves for width:

Category A	Category B	Category C
		

* 0.6 m allowance shown in Category C is for a single, shoulder-side eave only.

Pilot Cars:

Structures in Category C that do not exceed 4.4 m wide, including eave(s), may travel with one pilot car up to a maximum overall vehicle combination length of 31.5 m daylight/darkness, except that two pilot cars are required on Hwy 97 north of the junction with Hwy 77.

Two pilot cars will be required for both daylight and night travel for mobile homes or modular buildings where the combination of the box and eave exceed 4.4 metres wide, including the box and single eave as shown above.

Lamps:

When structures over 3.2 m wide are permitted to travel during the hours of darkness the following additional requirements shall become a condition of the permit:

The vehicle combination shall either:

- be equipped with and operate a flood lamp, mounted on the hitch or frame within 60 centimetres of the structure, so that the light illuminates the upper front portion of the structure, or
- the towing unit shall be equipped with and operate 1 or 2 rotating or strobe lights, amber in colour

The structure shall be equipped with and operate two (2) flashing sealed beam amber lamps not less than 15 centimetres in diameter mounted on the two (2) upper corners facing to the rear. Two amber strobe lamps not less than 11 centimetres in diameter may also be used.

Signs:

Note: Structures exceeding 3.5 metres in width must display the additional sign "CAUTION – MAY SLOW OR STOP UNEXPECTEDLY" on the rear as per Section 8.03 of the Commercial Transport Regulations.

For structures from 4.41 m to 5.0 m wide, see Form CVSE1001



Commercial Vehicle Safety and Enforcement

Q-LINE TRUCKING LTD.
RR4 CORMAN INDUSTRIAL PARK
P.O. BOX 110B
SASKATOON SK S7K 3J7

Requested by: **s.22** by Web Interface
Effective Date: August 9, 2018
Expiry Date: August 8, 2019
Issued On: August 9, 2018 at 04:18 PM PDT
Last Revised On: August 9, 2018 at 04:18 PM PDT
Issued By: PPC WEB

TERM OVERSIZE PERMIT

Permission is hereby granted to operate the following vehicle for the purpose and manner prescribed herein.

Commodity: GENERAL - VEHICLE AND LOADS

Vehicle Information

Plate: 287KYQ	Make: FREIGHTLINER	FR #:
Juris: SK	Year: 2019	Reg. GVW:
Short VIN: s.15	Trailer Type: Various	

Dimensions (in metres)

The dimensions set out below are general term permit sizes. Policies affecting sizes for specific commodities and vehicle types can be found in Chapters 4 and 5 of the Commercial Transport Procedures Manual.

Over-all:	Length: 31.00	Front Projection: 3.00
	Width: 3.80	Rear Overhang: 6.50
	Height: 4.30	

Vehicle Reference/Unit Number : 1217

Note: the maximum for a single vehicle is 16m in overall length.

If a T-Form restricts dimensions further than those listed on the face of a permit due to a specific commodity or vehicle configuration, the conditions of the T-Form(s) shall apply.

Fee Summary

Term Oversize:	\$360.00	THIS IS NOT AN INVOICE.
Total Fee:	----- \$360.00	THIS IS A COPY FOR YOUR RECORDS.

Note: Account holders will receive a copy of this permit for payments made ON ACCOUNT.

Conditions

IT IS AN OFFENCE TO MAKE A FALSE STATEMENT IN AN APPLICATION FOR A PERMIT.

YOU MUST HAVE READ EACH CONDITION AND PROVIDE A COPY OF EACH CONDITION TO ALL PERSONS WHO WILL BE DRIVING UNDER THE PERMIT.

NO PERSON SHALL ALTER THIS PERMIT IN ANY MANNER, UNLESS THAT PERSON IS AUTHORIZED TO DO SO BY THE MINISTER

PROVINCIAL PERMIT CENTRE

www.th.gov.bc.ca/CVSE

Contact Information:
1-800-559-9688 (toll free)
Fax: (250) 784-2426

Core Hours of Service:
6 am to 10 pm seven days a week
and most statutory holidays

Additional Permit Conditions

CVSE1070 - Permit Scope and Limitations (1 Page)

CVSE1000 - General Permit Conditions to 4.4 m OAW (3 Pages)

NO PERSON SHALL ALTER THIS PERMIT IN ANY MANNER, UNLESS THAT PERSON IS AUTHORIZED TO DO SO BY THE MINISTER

PROVINCIAL PERMIT CENTRE

www.th.gov.bc.ca/CVSE

Contact Information:

1-800-559-9688 (toll free)

Fax: (250) 784-2426

Core Hours of Service:

6 am to 10 pm seven days a week
and most statutory holidays



In addition to the terms and conditions that are stated on the permit, the policies described in the Commercial Transport Procedures Manual (CTPM), available at www.cvse.ca, are incorporated into and form part of the conditions of this permit.

In particular, see Chapter 4 for commodities information, Chapter 5 for vehicle-specific permit allowances, Chapter 6 for heavy haul and Chapter 7 for letters of authorization.

CVSE Permits are valid in British Columbia on highways under the jurisdiction of the Ministry of Transportation and Infrastructure only. If routing is specified on your permit, you must follow that routing.

1. Extraordinary Traffic

The permit shall in no way be construed as giving permission for the operation of the vehicle on any highway in contravention of any regulation, limitation or prohibition which may be made from time to time for the protection of the highway, pursuant to Section 209 of the Motor Vehicle Act, Section 11 of the Commercial Transport Act or Section 66 of the Transportation Act.

2. Notice of Suspension or Cancellation of Permit

If, in the opinion of the Minister, or any person authorized by the Minister of Transportation, the operation of the vehicle is found to be causing injury or damage to the highway, or it is found that the operation of the vehicle is not in the interests of the public, the Minister may suspend or cancel the permit. It shall be sufficient if such notice is given, verbally or otherwise, to the person owning or to the person driving or operating the vehicle, and no formal notice of suspension shall be required.

3. Permittee to Assume Liability

The permittee shall be responsible for all damages or injury to any person or persons using the highway or otherwise and for any and all loss or damage to privately owned or Crown Property which may result from the operation of the vehicle under the authority of the permit, and the permittee shall protect and save harmless the Ministry of Transportation from all loss, damage or injury resulting directly or indirectly from the operation of the vehicle.

4. Permittee to Ensure Vehicle Safety

The permittee shall be responsible for checking the vehicle for which this permit is issued to ensure that it is mechanically sound. It is the responsibility of the operator to ensure that the vehicle is not loaded in excess of the manufacturer's GVWR or the GAWR for the vehicle. This permit does not authorize the vehicle operator to exceed the manufacturer's ratings.

5. Conditions of Permit to be Complied With

If at any time the vehicle is operated and driven at a greater rate of speed, or having greater gross weight, weight on any axle or tire load, or having greater dimensions, or having tires of a smaller size or of inferior type than is stated in the permit, the permit is void.

6. Limitations and Conditions

- Subject to posted bridge and highway restrictions.
- Subject to seasonal restrictions imposed pursuant to the Transportation Act.
- Vehicle subject to mechanical check.
- For oversize vehicles or loads, applicant is responsible for all clearances.

7. Authorizations via Cities/Municipalities

If oversized/overloaded vehicles are to be operated on streets within a city or municipality, arrangements must be made in advance with the appropriate city or municipal authorities.

8. This permit, permit number or general authorization shall be produced for inspection upon demand of any peace officer or any person authorized by the Minister.

9. No person shall alter this permit in any manner, unless that person is authorized to do so by the Minister

In addition to the terms and conditions that are stated on the Permit, the policies described in the Commercial Transport Procedures Manual (CTPM), available at www.cvse.ca, are incorporated into and form part of the conditions of this permit.

In particular, see Chapter 4 for commodities information, Chapter 5 for vehicle-specific permit allowances, Chapter 6 for heavy haul and Chapter 7 for letters of authorization.

For travel conditions including weather and road construction, please visit DriveBC: <http://drivebc.ca/>

For Seasonal Load Restrictions, please visit: <http://www.th.gov.bc.ca/BCHighways/loadrestrictions/loadrestrictions.htm>

<http://onlinepermitsbc.ca> Provincial Permit Centre: 800 559-9688

**GENERAL PERMIT CONDITIONS TO 4.4 M OAW**

CVSE Permits are valid in British Columbia on highways under the jurisdiction of the Ministry of Transportation and Infrastructure only. If routing is specified on your permit, you must follow that routing. In addition to the terms and conditions that are stated on the permit, the policies described in the Commercial Transport Procedures Manual (CTPM), available at www.cvse.ca, are incorporated into and form part of the conditions of this permit.

**A. For Term or Single Trip Permits with Maximum Overall Width 3.2 m,
Maximum Overall Height 4.3 m (Term)* and 4.88 m (Single Trip)*, and/or
Maximum Overall (Loaded) Length 25 m for Combinations and 16.0 m for Single Vehicles**

* 5.33 m Overall Height (Term or Single Trip) in the Peace River Region

Basic Travel Time Window: Travel at any time on any day

CATEGORY 'A' RESTRICTIONS

Time	N/A
Location	<ol style="list-style-type: none"> In the Lower Mainland: <ul style="list-style-type: none"> No travel on the First Narrows (Lions Gate) Bridge No travel on the Pattullo Bridge No height in excess of 4.15 m through the George Massey Tunnel on Hwy 99 No height in excess of 4.3 m on Hwy 1 west of Abbotsford In the Kootenays: <ul style="list-style-type: none"> No height in excess of 4.13 m eastbound through the Warfield Underpass on Hwy 3B/22 (4.56 m westbound) No height in excess of 4.3 m on Hwy 1 between Revelstoke National Park and Glacier National Park No width in excess of 2.6 m on the Waneta Bridge on Hwy 22A, just north of the US Border
Other	Poor Visibility – No travel is permitted when, because of unfavourable atmospheric conditions, persons or vehicles on the highway are not clearly discernible at a distance of 100 m.

**B. For Term or Single Trip Permits with Maximum Overall Width 3.8 m, and/or
Maximum Overall (Loaded) Length 31.0 m for Combinations (31.5 m for Structures)**

**Basic Travel Time Window: Any time and day except not on Fridays from 15:30 to 04:00 the following day,
and not on Saturdays from 21:00 to 04:00 the following day**

CATEGORY 'B' RESTRICTIONS All Category 'A' Restrictions apply, and in addition the following:

Time	<ol style="list-style-type: none"> No travel on General Holidays as defined in Chapter 3 of the CTPM, except as shown in 2 and 3. In the Lower Mainland, west of Abbotsford (Hwy 11) and south of Squamish: <ul style="list-style-type: none"> No travel on weekdays from 07:00 to 09:00 or from 15:30 to 18:00 except between Abbotsford and 104 Avenue/160 Street on Highway 1 Travel is permitted on General Holidays from 04:00 to 07:00 and from 09:00 to 14:00 In the Peace River Region, travel is permitted at any time on any day.
Location	<ol style="list-style-type: none"> In the Lower Mainland: no width in excess of 3.2m or length in excess of 27.5m through the George Massey Tunnel on Hwy 99 In the Cariboo Region, no travel on Hwy 20 from Anahim Lake to Hagensborg, except under conditions described in section 3.8.8 of the Commercial Transport Procedures Manual In the Southern Interior Region, maximum 29 m OAL on: <ul style="list-style-type: none"> Hwy 3 from the junction of 3/5 to Princeton Hwy 1 from Hope to Cache Creek Hwy 99 through the Fountain Railway underpass, 15 km NE of Lillooet
Other	Convoying – There shall be no convoying of oversize vehicles/loads except as required by the permit. Convoying means any two oversize vehicles/loads from the same company which are in transit less than 1 kilometre apart on a section of highway.



**For Single Trip Permits with Maximum Overall Width 4.4 m,
and/or Maximum Overall (Loaded) Length 40.0 m for Combinations**
**Basic Travel Time Window: Any time and day except not on Fridays and Saturdays
from 15:30 to 04:00 the following day and Sundays from 15:30 to 24:00**
(Or in the Peace: any time and day except in darkness from Friday to 00:01 Monday)

CATEGORY 'C' RESTRICTIONS All Category 'A' and 'B' Restrictions apply, and in addition the following:

Time	<ol style="list-style-type: none"> 1. In the Southern Interior, on Highway 1 between Hope and Cache Creek, no travel during the hours of darkness 2. In the Kootenays: <ul style="list-style-type: none"> • No travel on Highway 93 east of Radium from the last Friday in June to September 15, except between 03:00 and 06:00 • No travel on No. 1 Mine Road (off of Hwy 43) from Elkford to Fording River Operations between 06:00 and 08:00 and between 18:00 and 20:00
Location	<ol style="list-style-type: none"> 1. On Vancouver Island, no travel on Highway 14 west of Jordan River 2. In the Lower Mainland, no travel on the Queensborough Bridge (applies to widths over 3.8 m) 3. In the Okanagan, no travel on Highway 97A between Sicamous and Grindrod 4. In the Kootenays, no travel on Highway 31 between Meadow Creek and Trout Lake 5. In the Peace River Region: <ul style="list-style-type: none"> • Maximum 36 m OAL on Hwy 97 north of the junction of 77/97
Other	Overtaking –The oversize vehicle shall pull off the travelled surface of the highway wherever possible to allow following vehicles to pass. There shall be no overtaking of an over-dimensional vehicle/load on any highway by another over-dimensional vehicle/load.

Pilot Cars:

Pilot cars must be operated in accordance with the Pilot Car Load Movement Guidelines, which is [Appendix G, 2015 Interim Traffic Management Manual for Work on Roadways](#). This includes two-way communication with the driver of the oversize load.

	Up to 3.2 m		3.21 to 3.5 m		3.51 to 3.8 m		3.81 to 4.4 m	
	Day	Dark	Day	Dark	Day	Dark	Day	Dark
Length								
Up to 27.5 m	0	0	1*	1	1	1	1***	2
27.5 to 31 m	1	1	1	1	1	1	2	2
31.1 to 36 m	1	2	1	2	1	2	2	2
36 to 40 m	2**	2	2**	2	2	2	2	2

* Or the towing vehicle must be equipped with and operate one or two amber flashing lights

** Up to 3.5 m wide, only one pilot car is required for travel over four (4) lane highways

*** Two pilot cars for travel on Highway 97 from the junction of 77/97 to the Yukon Border

Additional Pilot Car Requirements for Front or Rear Projection:

- If you are using an allowance for front projection beyond 3 m of the kingpin or beyond 6.5 m measured forward of the turn center of the front steering axle group, a minimum of one pilot car is required (unless otherwise provided for by commodity or vehicle policy).
- If you are using an allowance for rear projection beyond 6.5 m from the turn center of the rear-most axle group, a minimum of one pilot car is required (unless otherwise provided for by commodity or vehicle policy).
- A minimum of two pilot cars will be required if the load exceeds 3.8 m in width and the front projection is in excess of 3 m and/or the rear projection is in excess of 6.5 m.

For overall widths over 3.2 m, a minimum of one pilot car is required:

On Vancouver Island:

- Highway #4 from the Taylor River Bridge (40 km west of Port Alberni) to Tofino
- Highway 30 from Highway 19 to Port Alice

On the Sunshine Coast: Highway 101 from Langdale to Earl's Cove

In the Lower Mainland/Southern Interior: Highway 99 from Pemberton to Lillooet

In the Kootenays:

- Hwy 3A and 31 (Balfour-Kaslo-Galena Bay Highway)
- Hwy 33, southbound only, to approach and cross the Westbridge Bridge

In the Peace River Region: Highway 97 from Junction 77/97 to the Yukon border



Traffic Control:

Unless otherwise specified in the permit: Where traffic control is needed for the load to proceed safely, it must be performed by a certified traffic control person in accordance with the [Pilot Car Load Movement Guidelines](#), or by a Peace Officer. Out of Province pilot car operators who engage in traffic control as part of their escort duties must either be certified in BC or be able to show proof of government approved flagging training, as described in [Circular 10/16](#).

Flags:

For widths over 2.6 m, red or orange flags are required on all four corners of each load/trailer.

For travel in daylight, a red or orange flag is required on front projection over 1 m and/or rear projection over 1.2 m.

Lamps:

Overall Width

Over 2.6 m Lights on extremities, amber lamps facing forward, red lamps facing the rear, for night travel

3.21 to 3.5 m One or two amber flashing or rotating beacon(s) mounted on the truck for daylight travel
 or minimum one pilot vehicle

For travel in darkness, a white light is required on front projection over 1 m and a red light is required on rear projection over 1.2 m.

Amber lamps or beacons on the towing unit or at the rear of the vehicle or load may be used for additional safety.

Signs:

Wide load, D sign, or oversize load signs are required front and rear for vehicles/loads with overall width over 3.2 m wide.

Long load, D sign or oversize load signs are required front and rear for vehicles/loads (other than B-Trains) over 25 m long.

In addition to the terms and conditions that are stated on the permit, the policies described in the Commercial Transport Procedures Manual (CTPM), available at www.cvse.ca, are incorporated into and form part of the conditions of this permit.

For travel conditions including weather and road construction, please visit DriveBC: <http://drivebc.ca/>

For Seasonal Load Restrictions, please visit: <http://www.th.gov.bc.ca/BCHighways/loadrestrictions/loadrestrictions.htm>

<http://onlinepermitsbc.ca> **Provincial Permit Centre: 800 559-9688**



Commercial Vehicle Safety and Enforcement

Q-LINE TRUCKING LTD.
RR4 CORMAN INDUSTRIAL PARK
P.O. BOX 110B
SASKATOON SK S7K 3J7

Requested by: **s.22** by Web Interface
Effective Date: August 23, 2018
Expiry Date: August 22, 2019
Issued On: August 23, 2018 at 01:58 PM PDT
Last Revised On: August 23, 2018 at 01:58 PM PDT
Issued By: PPC WEB

TERM OVERSIZE PERMIT

Permission is hereby granted to operate the following vehicle for the purpose and manner prescribed herein.

Commodity: GENERAL - VEHICLE AND LOADS

Vehicle Information

Plate: 261IJV	Make: FREIGHTLINER	FR #:
Juris: SK	Year: 2013	Reg. GVW:
Short VIN: s.15	Trailer Type: Various	

Dimensions (in metres)

The dimensions set out below are general term permit sizes. Policies affecting sizes for specific commodities and vehicle types can be found in Chapters 4 and 5 of the Commercial Transport Procedures Manual.

Over-all:	Length: 31.00	Front Projection: 3.00
	Width: 3.80	Rear Overhang: 6.50
	Height: 4.30	

Vehicle Reference/Unit Number : 757

Note: the maximum for a single vehicle is 16m in overall length.

If a T-Form restricts dimensions further than those listed on the face of a permit due to a specific commodity or vehicle configuration, the conditions of the T-Form(s) shall apply.

Fee Summary

Term Oversize:	\$360.00	THIS IS NOT AN INVOICE.
Total Fee:	----- \$360.00	THIS IS A COPY FOR YOUR RECORDS.

Note: Account holders will receive a copy of this permit for payments made ON ACCOUNT.

Conditions

IT IS AN OFFENCE TO MAKE A FALSE STATEMENT IN AN APPLICATION FOR A PERMIT.

YOU MUST HAVE READ EACH CONDITION AND PROVIDE A COPY OF EACH CONDITION TO ALL PERSONS WHO WILL BE DRIVING UNDER THE PERMIT.

NO PERSON SHALL ALTER THIS PERMIT IN ANY MANNER, UNLESS THAT PERSON IS AUTHORIZED TO DO SO BY THE MINISTER

PROVINCIAL PERMIT CENTRE

www.th.gov.bc.ca/CVSE

Contact Information:
1-800-559-9688 (toll free)
Fax: (250) 784-2426

Core Hours of Service:
6 am to 10 pm seven days a week
and most statutory holidays

Additional Permit Conditions

CVSE1070 - Permit Scope and Limitations (1 Page)

CVSE1000 - General Permit Conditions to 4.4 m OAW (3 Pages)

NO PERSON SHALL ALTER THIS PERMIT IN ANY MANNER, UNLESS THAT PERSON IS AUTHORIZED TO DO SO BY THE MINISTER

PROVINCIAL PERMIT CENTRE

www.th.gov.bc.ca/CVSE

Contact Information:

1-800-559-9688 (toll free)

Fax: (250) 784-2426

Core Hours of Service:

6 am to 10 pm seven days a week
and most statutory holidays



In addition to the terms and conditions that are stated on the permit, the policies described in the Commercial Transport Procedures Manual (CTPM), available at www.cvse.ca, are incorporated into and form part of the conditions of this permit.

In particular, see Chapter 4 for commodities information, Chapter 5 for vehicle-specific permit allowances, Chapter 6 for heavy haul and Chapter 7 for letters of authorization.

CVSE Permits are valid in British Columbia on highways under the jurisdiction of the Ministry of Transportation and Infrastructure only. If routing is specified on your permit, you must follow that routing.

1. Extraordinary Traffic

The permit shall in no way be construed as giving permission for the operation of the vehicle on any highway in contravention of any regulation, limitation or prohibition which may be made from time to time for the protection of the highway, pursuant to Section 209 of the Motor Vehicle Act, Section 11 of the Commercial Transport Act or Section 66 of the Transportation Act.

2. Notice of Suspension or Cancellation of Permit

If, in the opinion of the Minister, or any person authorized by the Minister of Transportation, the operation of the vehicle is found to be causing injury or damage to the highway, or it is found that the operation of the vehicle is not in the interests of the public, the Minister may suspend or cancel the permit. It shall be sufficient if such notice is given, verbally or otherwise, to the person owning or to the person driving or operating the vehicle, and no formal notice of suspension shall be required.

3. Permittee to Assume Liability

The permittee shall be responsible for all damages or injury to any person or persons using the highway or otherwise and for any and all loss or damage to privately owned or Crown Property which may result from the operation of the vehicle under the authority of the permit, and the permittee shall protect and save harmless the Ministry of Transportation from all loss, damage or injury resulting directly or indirectly from the operation of the vehicle.

4. Permittee to Ensure Vehicle Safety

The permittee shall be responsible for checking the vehicle for which this permit is issued to ensure that it is mechanically sound. It is the responsibility of the operator to ensure that the vehicle is not loaded in excess of the manufacturer's GVWR or the GAWR for the vehicle. This permit does not authorize the vehicle operator to exceed the manufacturer's ratings.

5. Conditions of Permit to be Complied With

If at any time the vehicle is operated and driven at a greater rate of speed, or having greater gross weight, weight on any axle or tire load, or having greater dimensions, or having tires of a smaller size or of inferior type than is stated in the permit, the permit is void.

6. Limitations and Conditions

- a) Subject to posted bridge and highway restrictions.
- b) Subject to seasonal restrictions imposed pursuant to the Transportation Act.
- c) Vehicle subject to mechanical check.
- d) For oversize vehicles or loads, applicant is responsible for all clearances.

7. Authorizations via Cities/Municipalities

If oversized/overloaded vehicles are to be operated on streets within a city or municipality, arrangements must be made in advance with the appropriate city or municipal authorities.

8. This permit, permit number or general authorization shall be produced for inspection upon demand of any peace officer or any person authorized by the Minister.

9. No person shall alter this permit in any manner, unless that person is authorized to do so by the Minister

In addition to the terms and conditions that are stated on the Permit, the policies described in the Commercial Transport Procedures Manual (CTPM), available at www.cvse.ca, are incorporated into and form part of the conditions of this permit.

In particular, see Chapter 4 for commodities information, Chapter 5 for vehicle-specific permit allowances, Chapter 6 for heavy haul and Chapter 7 for letters of authorization.

For travel conditions including weather and road construction, please visit DriveBC: <http://drivebc.ca/>

For Seasonal Load Restrictions, please visit: <http://www.th.gov.bc.ca/BCHighways/loadrestrictions/loadrestrictions.htm>

<http://onlinepermitsbc.ca> Provincial Permit Centre: 800 559-9688



CVSE Permits are valid in British Columbia on highways under the jurisdiction of the Ministry of Transportation and Infrastructure only. If routing is specified on your permit, you must follow that routing. In addition to the terms and conditions that are stated on the permit, the policies described in the Commercial Transport Procedures Manual (CTPM), available at www.cvse.ca, are incorporated into and form part of the conditions of this permit.

**A. For Term or Single Trip Permits with Maximum Overall Width 3.2 m,
Maximum Overall Height 4.3 m (Term)* and 4.88 m (Single Trip)*, and/or
Maximum Overall (Loaded) Length 25 m for Combinations and 16.0 m for Single Vehicles**

* 5.33 m Overall Height (Term or Single Trip) in the Peace River Region

Basic Travel Time Window: Travel at any time on any day

CATEGORY 'A' RESTRICTIONS

Time	N/A
Location	<ol style="list-style-type: none"> In the Lower Mainland: <ul style="list-style-type: none"> No travel on the First Narrows (Lions Gate) Bridge No travel on the Pattullo Bridge No height in excess of 4.15 m through the George Massey Tunnel on Hwy 99 No height in excess of 4.3 m on Hwy 1 west of Abbotsford In the Kootenays: <ul style="list-style-type: none"> No height in excess of 4.13 m eastbound through the Warfield Underpass on Hwy 3B/22 (4.56 m westbound) No height in excess of 4.3 m on Hwy 1 between Revelstoke National Park and Glacier National Park No width in excess of 2.6 m on the Waneta Bridge on Hwy 22A, just north of the US Border
Other	Poor Visibility – No travel is permitted when, because of unfavourable atmospheric conditions, persons or vehicles on the highway are not clearly discernible at a distance of 100 m.

**B. For Term or Single Trip Permits with Maximum Overall Width 3.8 m, and/or
Maximum Overall (Loaded) Length 31.0 m for Combinations (31.5 m for Structures)
Basic Travel Time Window: Any time and day except not on Fridays from 15:30 to 04:00 the following day,
and not on Saturdays from 21:00 to 04:00 the following day**

CATEGORY 'B' RESTRICTIONS All Category 'A' Restrictions apply, and in addition the following:

Time	<ol style="list-style-type: none"> No travel on General Holidays as defined in Chapter 3 of the CTPM, except as shown in 2 and 3. In the Lower Mainland, west of Abbotsford (Hwy 11) and south of Squamish: <ul style="list-style-type: none"> No travel on weekdays from 07:00 to 09:00 or from 15:30 to 18:00 except between Abbotsford and 104 Avenue/160 Street on Highway 1 Travel is permitted on General Holidays from 04:00 to 07:00 and from 09:00 to 14:00 In the Peace River Region, travel is permitted at any time on any day.
Location	<ol style="list-style-type: none"> In the Lower Mainland: no width in excess of 3.2m or length in excess of 27.5m through the George Massey Tunnel on Hwy 99 In the Cariboo Region, no travel on Hwy 20 from Anahim Lake to Hagensborg, except under conditions described in section 3.8.8 of the Commercial Transport Procedures Manual In the Southern Interior Region, maximum 29 m OAL on: <ul style="list-style-type: none"> Hwy 3 from the junction of 3/5 to Princeton Hwy 1 from Hope to Cache Creek Hwy 99 through the Fountain Railway underpass, 15 km NE of Lillooet
Other	Convoying – There shall be no convoying of oversize vehicles/loads except as required by the permit. Convoying means any two oversize vehicles/loads from the same company which are in transit less than 1 kilometre apart on a section of highway.



**For Single Trip Permits with Maximum Overall Width 4.4 m,
and/or Maximum Overall (Loaded) Length 40.0 m for Combinations**
**Basic Travel Time Window: Any time and day except not on Fridays and Saturdays
from 15:30 to 04:00 the following day and Sundays from 15:30 to 24:00**
(Or in the Peace: any time and day except in darkness from Friday to 00:01 Monday)

CATEGORY 'C' RESTRICTIONS All Category 'A' and 'B' Restrictions apply, and in addition the following:

- | | |
|-----------------|--|
| Time | <ol style="list-style-type: none"> 1. In the Southern Interior, on Highway 1 between Hope and Cache Creek, no travel during the hours of darkness 2. In the Kootenays: <ul style="list-style-type: none"> • No travel on Highway 93 east of Radium from the last Friday in June to September 15, except between 03:00 and 06:00 • No travel on No. 1 Mine Road (off of Hwy 43) from Elkford to Fording River Operations between 06:00 and 08:00 and between 18:00 and 20:00 |
| Location | <ol style="list-style-type: none"> 1. On Vancouver Island, no travel on Highway 14 west of Jordan River 2. In the Lower Mainland, no travel on the Queensborough Bridge (applies to widths over 3.8 m) 3. In the Okanagan, no travel on Highway 97A between Sicamous and Grindrod 4. In the Kootenays, no travel on Highway 31 between Meadow Creek and Trout Lake 5. In the Peace River Region: <ul style="list-style-type: none"> • Maximum 36 m OAL on Hwy 97 north of the junction of 77/97 |
| Other | Overtaking –The oversize vehicle shall pull off the travelled surface of the highway wherever possible to allow following vehicles to pass. There shall be no overtaking of an over-dimensional vehicle/load on any highway by another over-dimensional vehicle/load. |

Pilot Cars:

Pilot cars must be operated in accordance with the Pilot Car Load Movement Guidelines, which is [Appendix G, 2015 Interim Traffic Management Manual for Work on Roadways](#). This includes two-way communication with the driver of the oversize load.

	Up to 3.2 m		3.21 to 3.5 m		3.51 to 3.8 m		3.81 to 4.4 m	
	Day	Dark	Day	Dark	Day	Dark	Day	Dark
Length								
Up to 27.5 m	0	0	1*	1	1	1	1***	2
27.5 to 31 m	1	1	1	1	1	1	2	2
31.1 to 36 m	1	2	1	2	1	2	2	2
36 to 40 m	2**	2	2**	2	2	2	2	2

* Or the towing vehicle must be equipped with and operate one or two amber flashing lights

** Up to 3.5 m wide, only one pilot car is required for travel over four (4) lane highways

*** Two pilot cars for travel on Highway 97 from the junction of 77/97 to the Yukon Border

Additional Pilot Car Requirements for Front or Rear Projection:

- If you are using an allowance for front projection beyond 3 m of the kingpin or beyond 6.5 m measured forward of the turn center of the front steering axle group, a minimum of one pilot car is required (unless otherwise provided for by commodity or vehicle policy).
- If you are using an allowance for rear projection beyond 6.5 m from the turn center of the rear-most axle group, a minimum of one pilot car is required (unless otherwise provided for by commodity or vehicle policy).
- A minimum of two pilot cars will be required if the load exceeds 3.8 m in width and the front projection is in excess of 3 m and/or the rear projection is in excess of 6.5 m.

For overall widths over 3.2 m, a minimum of one pilot car is required:

On Vancouver Island:

- Highway #4 from the Taylor River Bridge (40 km west of Port Alberni) to Tofino
- Highway 30 from Highway 19 to Port Alice

On the Sunshine Coast: Highway 101 from Langdale to Earl's Cove

In the Lower Mainland/Southern Interior: Highway 99 from Pemberton to Lillooet

In the Kootenays:

- Hwy 3A and 31 (Balfour-Kaslo-Galena Bay Highway)
- Hwy 33, southbound only, to approach and cross the Westbridge Bridge

In the Peace River Region: Highway 97 from Junction 77/97 to the Yukon border



Traffic Control:

Unless otherwise specified in the permit: Where traffic control is needed for the load to proceed safely, it must be performed by a certified traffic control person in accordance with the [Pilot Car Load Movement Guidelines](#), or by a Peace Officer. Out of Province pilot car operators who engage in traffic control as part of their escort duties must either be certified in BC or be able to show proof of government approved flagging training, as described in [Circular 10/16](#).

Flags:

For widths over 2.6 m, red or orange flags are required on all four corners of each load/trailer.

For travel in daylight, a red or orange flag is required on front projection over 1 m and/or rear projection over 1.2 m.

Lamps:

Overall Width

Over 2.6 m Lights on extremities, amber lamps facing forward, red lamps facing the rear, for night travel

3.21 to 3.5 m One or two amber flashing or rotating beacon(s) mounted on the truck for daylight travel
 or minimum one pilot vehicle

For travel in darkness, a white light is required on front projection over 1 m and a red light is required on rear projection over 1.2 m.

Amber lamps or beacons on the towing unit or at the rear of the vehicle or load may be used for additional safety.

Signs:

Wide load, D sign, or oversize load signs are required front and rear for vehicles/loads with overall width over 3.2 m wide.

Long load, D sign or oversize load signs are required front and rear for vehicles/loads (other than B-Trains) over 25 m long.

In addition to the terms and conditions that are stated on the permit, the policies described in the Commercial Transport Procedures Manual (CTPM), available at www.cvse.ca, are incorporated into and form part of the conditions of this permit.

For travel conditions including weather and road construction, please visit DriveBC: <http://drivebc.ca/>

For Seasonal Load Restrictions, please visit: <http://www.th.gov.bc.ca/BCHighways/loadrestrictions/loadrestrictions.htm>

<http://onlinepermitsbc.ca> **Provincial Permit Centre: 800 559-9688**



Commercial Vehicle Safety and Enforcement

Q-LINE TRUCKING LTD.
RR4 CORMAN INDUSTRIAL PARK
P.O. BOX 110B
SASKATOON SK S7K 3J7

Requested by: **s.22** by Web Interface
Effective Date: August 23, 2018
Expiry Date: August 22, 2019
Issued On: August 23, 2018 at 02:34 PM PDT
Last Revised On: August 23, 2018 at 02:34 PM PDT
Issued By: PPC WEB

TERM OVERSIZE PERMIT

Permission is hereby granted to operate the following vehicle for the purpose and manner prescribed herein.

Commodity: GENERAL - VEHICLE AND LOADS

Vehicle Information

Plate: 978JUZ	Make: FREIGHTLINER	FR #:
Juris: SK	Year: 2013	Reg. GVW:
Short VIN: s.15	Trailer Type: Various	

Dimensions (in metres)

The dimensions set out below are general term permit sizes. Policies affecting sizes for specific commodities and vehicle types can be found in Chapters 4 and 5 of the Commercial Transport Procedures Manual.

Over-all:	Length: 31.00	Front Projection: 3.00
	Width: 3.80	Rear Overhang: 6.50
	Height: 4.30	

Vehicle Reference/Unit Number : 758

Note: the maximum for a single vehicle is 16m in overall length.

If a T-Form restricts dimensions further than those listed on the face of a permit due to a specific commodity or vehicle configuration, the conditions of the T-Form(s) shall apply.

Fee Summary

Term Oversize:	\$360.00	THIS IS NOT AN INVOICE.
Total Fee:	----- \$360.00	THIS IS A COPY FOR YOUR RECORDS.

Note: Account holders will receive a copy of this permit for payments made ON ACCOUNT.

Conditions

IT IS AN OFFENCE TO MAKE A FALSE STATEMENT IN AN APPLICATION FOR A PERMIT.

YOU MUST HAVE READ EACH CONDITION AND PROVIDE A COPY OF EACH CONDITION TO ALL PERSONS WHO WILL BE DRIVING UNDER THE PERMIT.

NO PERSON SHALL ALTER THIS PERMIT IN ANY MANNER, UNLESS THAT PERSON IS AUTHORIZED TO DO SO BY THE MINISTER

PROVINCIAL PERMIT CENTRE

www.th.gov.bc.ca/CVSE

Contact Information:
1-800-559-9688 (toll free)
Fax: (250) 784-2426

Core Hours of Service:
6 am to 10 pm seven days a week
and most statutory holidays

Additional Permit Conditions

CVSE1070 - Permit Scope and Limitations (1 Page)

CVSE1000 - General Permit Conditions to 4.4 m OAW (3 Pages)

NO PERSON SHALL ALTER THIS PERMIT IN ANY MANNER, UNLESS THAT PERSON IS AUTHORIZED TO DO SO BY THE MINISTER

PROVINCIAL PERMIT CENTRE

www.th.gov.bc.ca/CVSE

Contact Information:

1-800-559-9688 (toll free)

Fax: (250) 784-2426

Core Hours of Service:

6 am to 10 pm seven days a week
and most statutory holidays



In addition to the terms and conditions that are stated on the permit, the policies described in the Commercial Transport Procedures Manual (CTPM), available at www.cvse.ca, are incorporated into and form part of the conditions of this permit.

In particular, see Chapter 4 for commodities information, Chapter 5 for vehicle-specific permit allowances, Chapter 6 for heavy haul and Chapter 7 for letters of authorization.

CVSE Permits are valid in British Columbia on highways under the jurisdiction of the Ministry of Transportation and Infrastructure only. If routing is specified on your permit, you must follow that routing.

1. Extraordinary Traffic

The permit shall in no way be construed as giving permission for the operation of the vehicle on any highway in contravention of any regulation, limitation or prohibition which may be made from time to time for the protection of the highway, pursuant to Section 209 of the Motor Vehicle Act, Section 11 of the Commercial Transport Act or Section 66 of the Transportation Act.

2. Notice of Suspension or Cancellation of Permit

If, in the opinion of the Minister, or any person authorized by the Minister of Transportation, the operation of the vehicle is found to be causing injury or damage to the highway, or it is found that the operation of the vehicle is not in the interests of the public, the Minister may suspend or cancel the permit. It shall be sufficient if such notice is given, verbally or otherwise, to the person owning or to the person driving or operating the vehicle, and no formal notice of suspension shall be required.

3. Permittee to Assume Liability

The permittee shall be responsible for all damages or injury to any person or persons using the highway or otherwise and for any and all loss or damage to privately owned or Crown Property which may result from the operation of the vehicle under the authority of the permit, and the permittee shall protect and save harmless the Ministry of Transportation from all loss, damage or injury resulting directly or indirectly from the operation of the vehicle.

4. Permittee to Ensure Vehicle Safety

The permittee shall be responsible for checking the vehicle for which this permit is issued to ensure that it is mechanically sound. It is the responsibility of the operator to ensure that the vehicle is not loaded in excess of the manufacturer's GVWR or the GAWR for the vehicle. This permit does not authorize the vehicle operator to exceed the manufacturer's ratings.

5. Conditions of Permit to be Complied With

If at any time the vehicle is operated and driven at a greater rate of speed, or having greater gross weight, weight on any axle or tire load, or having greater dimensions, or having tires of a smaller size or of inferior type than is stated in the permit, the permit is void.

6. Limitations and Conditions

- Subject to posted bridge and highway restrictions.
- Subject to seasonal restrictions imposed pursuant to the Transportation Act.
- Vehicle subject to mechanical check.
- For oversize vehicles or loads, applicant is responsible for all clearances.

7. Authorizations via Cities/Municipalities

If oversized/overloaded vehicles are to be operated on streets within a city or municipality, arrangements must be made in advance with the appropriate city or municipal authorities.

8. This permit, permit number or general authorization shall be produced for inspection upon demand of any peace officer or any person authorized by the Minister.

9. No person shall alter this permit in any manner, unless that person is authorized to do so by the Minister

In addition to the terms and conditions that are stated on the Permit, the policies described in the Commercial Transport Procedures Manual (CTPM), available at www.cvse.ca, are incorporated into and form part of the conditions of this permit.

In particular, see Chapter 4 for commodities information, Chapter 5 for vehicle-specific permit allowances, Chapter 6 for heavy haul and Chapter 7 for letters of authorization.

For travel conditions including weather and road construction, please visit DriveBC: <http://drivebc.ca/>

For Seasonal Load Restrictions, please visit: <http://www.th.gov.bc.ca/BCHighways/loadrestrictions/loadrestrictions.htm>

<http://onlinepermitsbc.ca> Provincial Permit Centre: 800 559-9688

**GENERAL PERMIT CONDITIONS TO 4.4 M OAW**

CVSE Permits are valid in British Columbia on highways under the jurisdiction of the Ministry of Transportation and Infrastructure only. If routing is specified on your permit, you must follow that routing. In addition to the terms and conditions that are stated on the permit, the policies described in the Commercial Transport Procedures Manual (CTPM), available at www.cvse.ca, are incorporated into and form part of the conditions of this permit.

**A. For Term or Single Trip Permits with Maximum Overall Width 3.2 m,
Maximum Overall Height 4.3 m (Term)* and 4.88 m (Single Trip)*, and/or
Maximum Overall (Loaded) Length 25 m for Combinations and 16.0 m for Single Vehicles**

* 5.33 m Overall Height (Term or Single Trip) in the Peace River Region

Basic Travel Time Window: Travel at any time on any day

CATEGORY 'A' RESTRICTIONS

Time	N/A
Location	<ol style="list-style-type: none"> In the Lower Mainland: <ul style="list-style-type: none"> No travel on the First Narrows (Lions Gate) Bridge No travel on the Pattullo Bridge No height in excess of 4.15 m through the George Massey Tunnel on Hwy 99 No height in excess of 4.3 m on Hwy 1 west of Abbotsford In the Kootenays: <ul style="list-style-type: none"> No height in excess of 4.13 m eastbound through the Warfield Underpass on Hwy 3B/22 (4.56 m westbound) No height in excess of 4.3 m on Hwy 1 between Revelstoke National Park and Glacier National Park No width in excess of 2.6 m on the Waneta Bridge on Hwy 22A, just north of the US Border
Other	Poor Visibility – No travel is permitted when, because of unfavourable atmospheric conditions, persons or vehicles on the highway are not clearly discernible at a distance of 100 m.

**B. For Term or Single Trip Permits with Maximum Overall Width 3.8 m, and/or
Maximum Overall (Loaded) Length 31.0 m for Combinations (31.5 m for Structures)**

**Basic Travel Time Window: Any time and day except not on Fridays from 15:30 to 04:00 the following day,
and not on Saturdays from 21:00 to 04:00 the following day**

CATEGORY 'B' RESTRICTIONS All Category 'A' Restrictions apply, and in addition the following:

Time	<ol style="list-style-type: none"> No travel on General Holidays as defined in Chapter 3 of the CTPM, except as shown in 2 and 3. In the Lower Mainland, west of Abbotsford (Hwy 11) and south of Squamish: <ul style="list-style-type: none"> No travel on weekdays from 07:00 to 09:00 or from 15:30 to 18:00 except between Abbotsford and 104 Avenue/160 Street on Highway 1 Travel is permitted on General Holidays from 04:00 to 07:00 and from 09:00 to 14:00 In the Peace River Region, travel is permitted at any time on any day.
Location	<ol style="list-style-type: none"> In the Lower Mainland: no width in excess of 3.2m or length in excess of 27.5m through the George Massey Tunnel on Hwy 99 In the Cariboo Region, no travel on Hwy 20 from Anahim Lake to Hagensborg, except under conditions described in section 3.8.8 of the Commercial Transport Procedures Manual In the Southern Interior Region, maximum 29 m OAL on: <ul style="list-style-type: none"> Hwy 3 from the junction of 3/5 to Princeton Hwy 1 from Hope to Cache Creek Hwy 99 through the Fountain Railway underpass, 15 km NE of Lillooet
Other	Convoying – There shall be no convoying of oversize vehicles/loads except as required by the permit. Convoying means any two oversize vehicles/loads from the same company which are in transit less than 1 kilometre apart on a section of highway.



**For Single Trip Permits with Maximum Overall Width 4.4 m,
and/or Maximum Overall (Loaded) Length 40.0 m for Combinations**
**Basic Travel Time Window: Any time and day except not on Fridays and Saturdays
from 15:30 to 04:00 the following day and Sundays from 15:30 to 24:00**
(Or in the Peace: any time and day except in darkness from Friday to 00:01 Monday)

CATEGORY 'C' RESTRICTIONS All Category 'A' and 'B' Restrictions apply, and in addition the following:

- | | |
|-----------------|--|
| Time | <ol style="list-style-type: none"> 1. In the Southern Interior, on Highway 1 between Hope and Cache Creek, no travel during the hours of darkness 2. In the Kootenays: <ul style="list-style-type: none"> • No travel on Highway 93 east of Radium from the last Friday in June to September 15, except between 03:00 and 06:00 • No travel on No. 1 Mine Road (off of Hwy 43) from Elkford to Fording River Operations between 06:00 and 08:00 and between 18:00 and 20:00 |
| Location | <ol style="list-style-type: none"> 1. On Vancouver Island, no travel on Highway 14 west of Jordan River 2. In the Lower Mainland, no travel on the Queensborough Bridge (applies to widths over 3.8 m) 3. In the Okanagan, no travel on Highway 97A between Sicamous and Grindrod 4. In the Kootenays, no travel on Highway 31 between Meadow Creek and Trout Lake 5. In the Peace River Region: <ul style="list-style-type: none"> • Maximum 36 m OAL on Hwy 97 north of the junction of 77/97 |
| Other | Overtaking –The oversize vehicle shall pull off the travelled surface of the highway wherever possible to allow following vehicles to pass. There shall be no overtaking of an over-dimensional vehicle/load on any highway by another over-dimensional vehicle/load. |

Pilot Cars:

Pilot cars must be operated in accordance with the Pilot Car Load Movement Guidelines, which is [Appendix G, 2015 Interim Traffic Management Manual for Work on Roadways](#). This includes two-way communication with the driver of the oversize load.

	Up to 3.2 m		3.21 to 3.5 m		3.51 to 3.8 m		3.81 to 4.4 m	
	Day	Dark	Day	Dark	Day	Dark	Day	Dark
Length								
Up to 27.5 m	0	0	1*	1	1	1	1***	2
27.5 to 31 m	1	1	1	1	1	1	2	2
31.1 to 36 m	1	2	1	2	1	2	2	2
36 to 40 m	2**	2	2**	2	2	2	2	2

* Or the towing vehicle must be equipped with and operate one or two amber flashing lights

** Up to 3.5 m wide, only one pilot car is required for travel over four (4) lane highways

*** Two pilot cars for travel on Highway 97 from the junction of 77/97 to the Yukon Border

Additional Pilot Car Requirements for Front or Rear Projection:

- If you are using an allowance for front projection beyond 3 m of the kingpin or beyond 6.5 m measured forward of the turn center of the front steering axle group, a minimum of one pilot car is required (unless otherwise provided for by commodity or vehicle policy).
- If you are using an allowance for rear projection beyond 6.5 m from the turn center of the rear-most axle group, a minimum of one pilot car is required (unless otherwise provided for by commodity or vehicle policy).
- A minimum of two pilot cars will be required if the load exceeds 3.8 m in width and the front projection is in excess of 3 m and/or the rear projection is in excess of 6.5 m.

For overall widths over 3.2 m, a minimum of one pilot car is required:

On Vancouver Island:

- Highway #4 from the Taylor River Bridge (40 km west of Port Alberni) to Tofino
- Highway 30 from Highway 19 to Port Alice

On the Sunshine Coast: Highway 101 from Langdale to Earl's Cove

In the Lower Mainland/Southern Interior: Highway 99 from Pemberton to Lillooet

In the Kootenays:

- Hwy 3A and 31 (Balfour-Kaslo-Galena Bay Highway)
- Hwy 33, southbound only, to approach and cross the Westbridge Bridge

In the Peace River Region: Highway 97 from Junction 77/97 to the Yukon border



Traffic Control:

Unless otherwise specified in the permit: Where traffic control is needed for the load to proceed safely, it must be performed by a certified traffic control person in accordance with the [Pilot Car Load Movement Guidelines](#), or by a Peace Officer. Out of Province pilot car operators who engage in traffic control as part of their escort duties must either be certified in BC or be able to show proof of government approved flagging training, as described in [Circular 10/16](#).

Flags:

For widths over 2.6 m, red or orange flags are required on all four corners of each load/trailer.

For travel in daylight, a red or orange flag is required on front projection over 1 m and/or rear projection over 1.2 m.

Lamps:

Overall Width

Over 2.6 m Lights on extremities, amber lamps facing forward, red lamps facing the rear, for night travel

3.21 to 3.5 m One or two amber flashing or rotating beacon(s) mounted on the truck for daylight travel
 or minimum one pilot vehicle

For travel in darkness, a white light is required on front projection over 1 m and a red light is required on rear projection over 1.2 m.

Amber lamps or beacons on the towing unit or at the rear of the vehicle or load may be used for additional safety.

Signs:

Wide load, D sign, or oversize load signs are required front and rear for vehicles/loads with overall width over 3.2 m wide.

Long load, D sign or oversize load signs are required front and rear for vehicles/loads (other than B-Trains) over 25 m long.

In addition to the terms and conditions that are stated on the permit, the policies described in the Commercial Transport Procedures Manual (CTPM), available at www.cvse.ca, are incorporated into and form part of the conditions of this permit.

For travel conditions including weather and road construction, please visit DriveBC: <http://drivebc.ca/>

For Seasonal Load Restrictions, please visit: <http://www.th.gov.bc.ca/BCHighways/loadrestrictions/loadrestrictions.htm>

<http://onlinepermitsbc.ca> **Provincial Permit Centre: 800 559-9688**



Commercial Vehicle Safety and Enforcement

Q-LINE TRUCKING LTD.
RR4 CORMAN INDUSTRIAL PARK
P.O. BOX 110B
SASKATOON SK S7K 3J7

Requested by: **s.22** by Web Interface
Effective Date: August 27, 2018
Expiry Date: August 26, 2019
Issued On: August 27, 2018 at 12:56 PM PDT
Last Revised On: August 27, 2018 at 12:56 PM PDT
Issued By: PPC WEB

TERM OVERSIZE PERMIT

Permission is hereby granted to operate the following vehicle for the purpose and manner prescribed herein.

Commodity: GENERAL - VEHICLE AND LOADS

Vehicle Information

Plate: 428IET	Make: FREIGHTLINER	FR #:
Juris: SK	Year: 2012	Reg. GVW:
Short VIN: s.15	Trailer Type: Various	

Dimensions (in metres)

The dimensions set out below are general term permit sizes. Policies affecting sizes for specific commodities and vehicle types can be found in Chapters 4 and 5 of the Commercial Transport Procedures Manual.

Over-all:	Length: 31.00	Front Projection: 3.00
	Width: 3.80	Rear Overhang: 6.50
	Height: 4.30	

Vehicle Reference/Unit Number : 740

Note: the maximum for a single vehicle is 16m in overall length.

If a T-Form restricts dimensions further than those listed on the face of a permit due to a specific commodity or vehicle configuration, the conditions of the T-Form(s) shall apply.

Fee Summary

Term Oversize:	\$360.00	THIS IS NOT AN INVOICE.
Total Fee:	----- \$360.00	THIS IS A COPY FOR YOUR RECORDS.

Note: Account holders will receive a copy of this permit for payments made ON ACCOUNT.

Conditions

IT IS AN OFFENCE TO MAKE A FALSE STATEMENT IN AN APPLICATION FOR A PERMIT.

YOU MUST HAVE READ EACH CONDITION AND PROVIDE A COPY OF EACH CONDITION TO ALL PERSONS WHO WILL BE DRIVING UNDER THE PERMIT.

NO PERSON SHALL ALTER THIS PERMIT IN ANY MANNER, UNLESS THAT PERSON IS AUTHORIZED TO DO SO BY THE MINISTER

PROVINCIAL PERMIT CENTRE

www.th.gov.bc.ca/CVSE

Contact Information:
1-800-559-9688 (toll free)
Fax: (250) 784-2426

Core Hours of Service:
6 am to 10 pm seven days a week
and most statutory holidays

Additional Permit Conditions

CVSE1070 - Permit Scope and Limitations (1 Page)

CVSE1000 - General Permit Conditions to 4.4 m OAW (3 Pages)

NO PERSON SHALL ALTER THIS PERMIT IN ANY MANNER, UNLESS THAT PERSON IS AUTHORIZED TO DO SO BY THE MINISTER

PROVINCIAL PERMIT CENTRE

www.th.gov.bc.ca/CVSE

Contact Information:

1-800-559-9688 (toll free)

Fax: (250) 784-2426

Core Hours of Service:

6 am to 10 pm seven days a week
and most statutory holidays



In addition to the terms and conditions that are stated on the permit, the policies described in the Commercial Transport Procedures Manual (CTPM), available at www.cvse.ca, are incorporated into and form part of the conditions of this permit.

In particular, see Chapter 4 for commodities information, Chapter 5 for vehicle-specific permit allowances, Chapter 6 for heavy haul and Chapter 7 for letters of authorization.

CVSE Permits are valid in British Columbia on highways under the jurisdiction of the Ministry of Transportation and Infrastructure only. If routing is specified on your permit, you must follow that routing.

1. Extraordinary Traffic

The permit shall in no way be construed as giving permission for the operation of the vehicle on any highway in contravention of any regulation, limitation or prohibition which may be made from time to time for the protection of the highway, pursuant to Section 209 of the Motor Vehicle Act, Section 11 of the Commercial Transport Act or Section 66 of the Transportation Act.

2. Notice of Suspension or Cancellation of Permit

If, in the opinion of the Minister, or any person authorized by the Minister of Transportation, the operation of the vehicle is found to be causing injury or damage to the highway, or it is found that the operation of the vehicle is not in the interests of the public, the Minister may suspend or cancel the permit. It shall be sufficient if such notice is given, verbally or otherwise, to the person owning or to the person driving or operating the vehicle, and no formal notice of suspension shall be required.

3. Permittee to Assume Liability

The permittee shall be responsible for all damages or injury to any person or persons using the highway or otherwise and for any and all loss or damage to privately owned or Crown Property which may result from the operation of the vehicle under the authority of the permit, and the permittee shall protect and save harmless the Ministry of Transportation from all loss, damage or injury resulting directly or indirectly from the operation of the vehicle.

4. Permittee to Ensure Vehicle Safety

The permittee shall be responsible for checking the vehicle for which this permit is issued to ensure that it is mechanically sound. It is the responsibility of the operator to ensure that the vehicle is not loaded in excess of the manufacturer's GVWR or the GAWR for the vehicle. This permit does not authorize the vehicle operator to exceed the manufacturer's ratings.

5. Conditions of Permit to be Complied With

If at any time the vehicle is operated and driven at a greater rate of speed, or having greater gross weight, weight on any axle or tire load, or having greater dimensions, or having tires of a smaller size or of inferior type than is stated in the permit, the permit is void.

6. Limitations and Conditions

- a) Subject to posted bridge and highway restrictions.
- b) Subject to seasonal restrictions imposed pursuant to the Transportation Act.
- c) Vehicle subject to mechanical check.
- d) For oversize vehicles or loads, applicant is responsible for all clearances.

7. Authorizations via Cities/Municipalities

If oversized/overloaded vehicles are to be operated on streets within a city or municipality, arrangements must be made in advance with the appropriate city or municipal authorities.

8. This permit, permit number or general authorization shall be produced for inspection upon demand of any peace officer or any person authorized by the Minister.

9. No person shall alter this permit in any manner, unless that person is authorized to do so by the Minister

In addition to the terms and conditions that are stated on the Permit, the policies described in the Commercial Transport Procedures Manual (CTPM), available at www.cvse.ca, are incorporated into and form part of the conditions of this permit.

In particular, see Chapter 4 for commodities information, Chapter 5 for vehicle-specific permit allowances, Chapter 6 for heavy haul and Chapter 7 for letters of authorization.

For travel conditions including weather and road construction, please visit DriveBC: <http://drivebc.ca/>

For Seasonal Load Restrictions, please visit: <http://www.th.gov.bc.ca/BCHighways/loadrestrictions/loadrestrictions.htm>

<http://onlinepermitsbc.ca> Provincial Permit Centre: 800 559-9688



CVSE Permits are valid in British Columbia on highways under the jurisdiction of the Ministry of Transportation and Infrastructure only. If routing is specified on your permit, you must follow that routing. In addition to the terms and conditions that are stated on the permit, the policies described in the Commercial Transport Procedures Manual (CTPM), available at www.cvse.ca, are incorporated into and form part of the conditions of this permit.

**A. For Term or Single Trip Permits with Maximum Overall Width 3.2 m,
Maximum Overall Height 4.3 m (Term)* and 4.88 m (Single Trip)*, and/or
Maximum Overall (Loaded) Length 25 m for Combinations and 16.0 m for Single Vehicles**

* 5.33 m Overall Height (Term or Single Trip) in the Peace River Region

Basic Travel Time Window: Travel at any time on any day

CATEGORY 'A' RESTRICTIONS

Time	N/A
Location	<ol style="list-style-type: none"> In the Lower Mainland: <ul style="list-style-type: none"> No travel on the First Narrows (Lions Gate) Bridge No travel on the Pattullo Bridge No height in excess of 4.15 m through the George Massey Tunnel on Hwy 99 No height in excess of 4.3 m on Hwy 1 west of Abbotsford In the Kootenays: <ul style="list-style-type: none"> No height in excess of 4.13 m eastbound through the Warfield Underpass on Hwy 3B/22 (4.56 m westbound) No height in excess of 4.3 m on Hwy 1 between Revelstoke National Park and Glacier National Park No width in excess of 2.6 m on the Waneta Bridge on Hwy 22A, just north of the US Border
Other	Poor Visibility – No travel is permitted when, because of unfavourable atmospheric conditions, persons or vehicles on the highway are not clearly discernible at a distance of 100 m.

**B. For Term or Single Trip Permits with Maximum Overall Width 3.8 m, and/or
Maximum Overall (Loaded) Length 31.0 m for Combinations (31.5 m for Structures)**

**Basic Travel Time Window: Any time and day except not on Fridays from 15:30 to 04:00 the following day,
and not on Saturdays from 21:00 to 04:00 the following day**

CATEGORY 'B' RESTRICTIONS All Category 'A' Restrictions apply, and in addition the following:

Time	<ol style="list-style-type: none"> No travel on General Holidays as defined in Chapter 3 of the CTPM, except as shown in 2 and 3. In the Lower Mainland, west of Abbotsford (Hwy 11) and south of Squamish: <ul style="list-style-type: none"> No travel on weekdays from 07:00 to 09:00 or from 15:30 to 18:00 except between Abbotsford and 104 Avenue/160 Street on Highway 1 Travel is permitted on General Holidays from 04:00 to 07:00 and from 09:00 to 14:00 In the Peace River Region, travel is permitted at any time on any day.
Location	<ol style="list-style-type: none"> In the Lower Mainland: no width in excess of 3.2m or length in excess of 27.5m through the George Massey Tunnel on Hwy 99 In the Cariboo Region, no travel on Hwy 20 from Anahim Lake to Hagensborg, except under conditions described in section 3.8.8 of the Commercial Transport Procedures Manual In the Southern Interior Region, maximum 29 m OAL on: <ul style="list-style-type: none"> Hwy 3 from the junction of 3/5 to Princeton Hwy 1 from Hope to Cache Creek Hwy 99 through the Fountain Railway underpass, 15 km NE of Lillooet
Other	Convoying – There shall be no convoying of oversize vehicles/loads except as required by the permit. Convoying means any two oversize vehicles/loads from the same company which are in transit less than 1 kilometre apart on a section of highway.

**GENERAL PERMIT CONDITIONS TO 4.4 M OAW**

**For Single Trip Permits with Maximum Overall Width 4.4 m,
and/or Maximum Overall (Loaded) Length 40.0 m for Combinations**
**Basic Travel Time Window: Any time and day except not on Fridays and Saturdays
from 15:30 to 04:00 the following day and Sundays from 15:30 to 24:00**
(Or in the Peace: any time and day except in darkness from Friday to 00:01 Monday)

CATEGORY 'C' RESTRICTIONS All Category 'A' and 'B' Restrictions apply, and in addition the following:**Time**

1. In the Southern Interior, on Highway 1 between Hope and Cache Creek, no travel during the hours of darkness
2. In the Kootenays:
 - No travel on Highway 93 east of Radium from the last Friday in June to September 15, except between 03:00 and 06:00
 - No travel on No. 1 Mine Road (off of Hwy 43) from Elkford to Fording River Operations between 06:00 and 08:00 and between 18:00 and 20:00

Location

1. On Vancouver Island, no travel on Highway 14 west of Jordan River
2. In the Lower Mainland, no travel on the Queensborough Bridge (applies to widths over 3.8 m)
3. In the Okanagan, no travel on Highway 97A between Sicamous and Grindrod
4. In the Kootenays, no travel on Highway 31 between Meadow Creek and Trout Lake
5. In the Peace River Region:
 - Maximum 36 m OAL on Hwy 97 north of the junction of 77/97

Other

Overtaking –The oversize vehicle shall pull off the travelled surface of the highway wherever possible to allow following vehicles to pass. There shall be no overtaking of an over-dimensional vehicle/load on any highway by another over-dimensional vehicle/load.

Pilot Cars:

Pilot cars must be operated in accordance with the Pilot Car Load Movement Guidelines, which is [Appendix G, 2015 Interim Traffic Management Manual for Work on Roadways](#). This includes two-way communication with the driver of the oversize load.

	Up to 3.2 m		3.21 to 3.5 m		3.51 to 3.8 m		3.81 to 4.4 m	
	Day	Dark	Day	Dark	Day	Dark	Day	Dark
Length								
Up to 27.5 m	0	0	1*	1	1	1	1***	2
27.5 to 31 m	1	1	1	1	1	1	2	2
31.1 to 36 m	1	2	1	2	1	2	2	2
36 to 40 m	2**	2	2**	2	2	2	2	2

* Or the towing vehicle must be equipped with and operate one or two amber flashing lights

** Up to 3.5 m wide, only one pilot car is required for travel over four (4) lane highways

*** Two pilot cars for travel on Highway 97 from the junction of 77/97 to the Yukon Border

Additional Pilot Car Requirements for Front or Rear Projection:

- If you are using an allowance for front projection beyond 3 m of the kingpin or beyond 6.5 m measured forward of the turn center of the front steering axle group, a minimum of one pilot car is required (unless otherwise provided for by commodity or vehicle policy).
- If you are using an allowance for rear projection beyond 6.5 m from the turn center of the rear-most axle group, a minimum of one pilot car is required (unless otherwise provided for by commodity or vehicle policy).
- A minimum of two pilot cars will be required if the load exceeds 3.8 m in width and the front projection is in excess of 3 m and/or the rear projection is in excess of 6.5 m.

For overall widths over 3.2 m, a minimum of one pilot car is required:

On Vancouver Island:

- Highway #4 from the Taylor River Bridge (40 km west of Port Alberni) to Tofino
- Highway 30 from Highway 19 to Port Alice

On the Sunshine Coast: Highway 101 from Langdale to Earl's Cove

In the Lower Mainland/Southern Interior: Highway 99 from Pemberton to Lillooet

In the Kootenays:

- Hwy 3A and 31 (Balfour-Kaslo-Galena Bay Highway)
- Hwy 33, southbound only, to approach and cross the Westbridge Bridge

In the Peace River Region: Highway 97 from Junction 77/97 to the Yukon border



Traffic Control:

Unless otherwise specified in the permit: Where traffic control is needed for the load to proceed safely, it must be performed by a certified traffic control person in accordance with the [Pilot Car Load Movement Guidelines](#), or by a Peace Officer. Out of Province pilot car operators who engage in traffic control as part of their escort duties must either be certified in BC or be able to show proof of government approved flagging training, as described in [Circular 10/16](#).

Flags:

For widths over 2.6 m, red or orange flags are required on all four corners of each load/trailer.

For travel in daylight, a red or orange flag is required on front projection over 1 m and/or rear projection over 1.2 m.

Lamps:

Overall Width

Over 2.6 m Lights on extremities, amber lamps facing forward, red lamps facing the rear, for night travel

3.21 to 3.5 m One or two amber flashing or rotating beacon(s) mounted on the truck for daylight travel
 or minimum one pilot vehicle

For travel in darkness, a white light is required on front projection over 1 m and a red light is required on rear projection over 1.2 m.

Amber lamps or beacons on the towing unit or at the rear of the vehicle or load may be used for additional safety.

Signs:

Wide load, D sign, or oversize load signs are required front and rear for vehicles/loads with overall width over 3.2 m wide.

Long load, D sign or oversize load signs are required front and rear for vehicles/loads (other than B-Trains) over 25 m long.

In addition to the terms and conditions that are stated on the permit, the policies described in the Commercial Transport Procedures Manual (CTPM), available at www.cvse.ca, are incorporated into and form part of the conditions of this permit.

For travel conditions including weather and road construction, please visit DriveBC: <http://drivebc.ca/>

For Seasonal Load Restrictions, please visit: <http://www.th.gov.bc.ca/BCHighways/loadrestrictions/loadrestrictions.htm>

<http://onlinepermitsbc.ca> **Provincial Permit Centre: 800 559-9688**



Commercial Vehicle Safety and Enforcement

Q-LINE TRUCKING LTD.
RR4 CORMAN INDUSTRIAL PARK
P.O. BOX 110B
SASKATOON SK S7K 3J7

Requested by: **s.22** by Web Interface
Effective Date: November 7, 2018
Expiry Date: November 6, 2019
Issued On: November 7, 2018 at 08:04 AM PST
Last Revised On: November 7, 2018 at 08:04 AM PST
Issued By: PPC WEB

TERM OVERSIZE PERMIT

Permission is hereby granted to operate the following vehicle for the purpose and manner prescribed herein.

Commodity: GENERAL - VEHICLE AND LOADS

Vehicle Information

Plate: 939KNC	Make: FREIGHTLINER	FR #:
Juris: SK	Year: 2018	Reg. GVW:
Short VIN: s.15	Trailer Type: Various	

Dimensions (in metres)

The dimensions set out below are general term permit sizes. Policies affecting sizes for specific commodities and vehicle types can be found in Chapters 4 and 5 of the Commercial Transport Procedures Manual.

Over-all:	Length: 31.00	Front Projection: 3.00
	Width: 3.80	Rear Overhang: 6.50
	Height: 4.30	

Vehicle Reference/Unit Number : 1149

Note: the maximum for a single vehicle is 16m in overall length.

If a T-Form restricts dimensions further than those listed on the face of a permit due to a specific commodity or vehicle configuration, the conditions of the T-Form(s) shall apply.

Fee Summary

Term Oversize:	\$360.00	THIS IS NOT AN INVOICE.
Total Fee:	----- \$360.00	THIS IS A COPY FOR YOUR RECORDS.

Note: Account holders will receive a copy of this permit for payments made ON ACCOUNT.

Conditions

IT IS AN OFFENCE TO MAKE A FALSE STATEMENT IN AN APPLICATION FOR A PERMIT.

YOU MUST HAVE READ EACH CONDITION AND PROVIDE A COPY OF EACH CONDITION TO ALL PERSONS WHO WILL BE DRIVING UNDER THE PERMIT.

NO PERSON SHALL ALTER THIS PERMIT IN ANY MANNER, UNLESS THAT PERSON IS AUTHORIZED TO DO SO BY THE MINISTER

PROVINCIAL PERMIT CENTRE

www.th.gov.bc.ca/CVSE

Contact Information:
1-800-559-9688 (toll free)
Fax: (250) 784-2426

Core Hours of Service:
6 am to 10 pm seven days a week
and most statutory holidays

Additional Permit Conditions

CVSE1070 - Permit Scope and Limitations (1 Page)

CVSE1000 - General Permit Conditions to 4.4 m OAW (3 Pages)

NO PERSON SHALL ALTER THIS PERMIT IN ANY MANNER, UNLESS THAT PERSON IS AUTHORIZED TO DO SO BY THE MINISTER

PROVINCIAL PERMIT CENTRE

www.th.gov.bc.ca/CVSE

Contact Information:

1-800-559-9688 (toll free)

Fax: (250) 784-2426

Core Hours of Service:

6 am to 10 pm seven days a week
and most statutory holidays



In addition to the terms and conditions that are stated on the permit, the policies described in the Commercial Transport Procedures Manual (CTPM), available at www.cvse.ca, are incorporated into and form part of the conditions of this permit.

In particular, see Chapter 4 for commodities information, Chapter 5 for vehicle-specific permit allowances, Chapter 6 for heavy haul and Chapter 7 for letters of authorization.

CVSE Permits are valid in British Columbia on highways under the jurisdiction of the Ministry of Transportation and Infrastructure only. If routing is specified on your permit, you must follow that routing.

1. Extraordinary Traffic

The permit shall in no way be construed as giving permission for the operation of the vehicle on any highway in contravention of any regulation, limitation or prohibition which may be made from time to time for the protection of the highway, pursuant to Section 209 of the Motor Vehicle Act, Section 11 of the Commercial Transport Act or Section 66 of the Transportation Act.

2. Notice of Suspension or Cancellation of Permit

If, in the opinion of the Minister, or any person authorized by the Minister of Transportation, the operation of the vehicle is found to be causing injury or damage to the highway, or it is found that the operation of the vehicle is not in the interests of the public, the Minister may suspend or cancel the permit. It shall be sufficient if such notice is given, verbally or otherwise, to the person owning or to the person driving or operating the vehicle, and no formal notice of suspension shall be required.

3. Permittee to Assume Liability

The permittee shall be responsible for all damages or injury to any person or persons using the highway or otherwise and for any and all loss or damage to privately owned or Crown Property which may result from the operation of the vehicle under the authority of the permit, and the permittee shall protect and save harmless the Ministry of Transportation from all loss, damage or injury resulting directly or indirectly from the operation of the vehicle.

4. Permittee to Ensure Vehicle Safety

The permittee shall be responsible for checking the vehicle for which this permit is issued to ensure that it is mechanically sound. It is the responsibility of the operator to ensure that the vehicle is not loaded in excess of the manufacturer's GVWR or the GAWR for the vehicle. This permit does not authorize the vehicle operator to exceed the manufacturer's ratings.

5. Conditions of Permit to be Complied With

If at any time the vehicle is operated and driven at a greater rate of speed, or having greater gross weight, weight on any axle or tire load, or having greater dimensions, or having tires of a smaller size or of inferior type than is stated in the permit, the permit is void.

6. Limitations and Conditions

- a) Subject to posted bridge and highway restrictions.
- b) Subject to seasonal restrictions imposed pursuant to the Transportation Act.
- c) Vehicle subject to mechanical check.
- d) For oversize vehicles or loads, applicant is responsible for all clearances.

7. Authorizations via Cities/Municipalities

If oversized/overloaded vehicles are to be operated on streets within a city or municipality, arrangements must be made in advance with the appropriate city or municipal authorities.

8. This permit, permit number or general authorization shall be produced for inspection upon demand of any peace officer or any person authorized by the Minister.

9. No person shall alter this permit in any manner, unless that person is authorized to do so by the Minister

In addition to the terms and conditions that are stated on the Permit, the policies described in the Commercial Transport Procedures Manual (CTPM), available at www.cvse.ca, are incorporated into and form part of the conditions of this permit.

In particular, see Chapter 4 for commodities information, Chapter 5 for vehicle-specific permit allowances, Chapter 6 for heavy haul and Chapter 7 for letters of authorization.

For travel conditions including weather and road construction, please visit DriveBC: <http://drivebc.ca/>

For Seasonal Load Restrictions, please visit: <http://www.th.gov.bc.ca/BCHighways/loadrestrictions/loadrestrictions.htm>

<http://onlinepermitsbc.ca> Provincial Permit Centre: 800 559-9688



CVSE Permits are valid in British Columbia on highways under the jurisdiction of the Ministry of Transportation and Infrastructure only. If routing is specified on your permit, you must follow that routing. In addition to the terms and conditions that are stated on the permit, the policies described in the Commercial Transport Procedures Manual (CTPM), available at www.cvse.ca, are incorporated into and form part of the conditions of this permit.

**A. For Term or Single Trip Permits with Maximum Overall Width 3.2 m,
Maximum Overall Height 4.3 m (Term)* and 4.88 m (Single Trip)*, and/or
Maximum Overall (Loaded) Length 25 m for Combinations and 16.0 m for Single Vehicles**

* 5.33 m Overall Height (Term or Single Trip) in the Peace River Region

Basic Travel Time Window: Travel at any time on any day

CATEGORY 'A' RESTRICTIONS

Time	N/A
Location	<ol style="list-style-type: none"> In the Lower Mainland: <ul style="list-style-type: none"> No travel on the First Narrows (Lions Gate) Bridge No travel on the Pattullo Bridge No height in excess of 4.15 m through the George Massey Tunnel on Hwy 99 No height in excess of 4.3 m on Hwy 1 west of Abbotsford In the Kootenays: <ul style="list-style-type: none"> No height in excess of 4.13 m eastbound through the Warfield Underpass on Hwy 3B/22 (4.56 m westbound) No height in excess of 4.3 m on Hwy 1 between Revelstoke National Park and Glacier National Park No width in excess of 2.6 m on the Waneta Bridge on Hwy 22A, just north of the US Border
Other	Poor Visibility – No travel is permitted when, because of unfavourable atmospheric conditions, persons or vehicles on the highway are not clearly discernible at a distance of 100 m.

**B. For Term or Single Trip Permits with Maximum Overall Width 3.8 m, and/or
Maximum Overall (Loaded) Length 31.0 m for Combinations (31.5 m for Structures)
Basic Travel Time Window: Any time and day except not on Fridays from 15:30 to 04:00 the following day,
and not on Saturdays from 21:00 to 04:00 the following day**

CATEGORY 'B' RESTRICTIONS All Category 'A' Restrictions apply, and in addition the following:

Time	<ol style="list-style-type: none"> No travel on General Holidays as defined in Chapter 3 of the CTPM, except as shown in 2 and 3. In the Lower Mainland, west of Abbotsford (Hwy 11) and south of Squamish: <ul style="list-style-type: none"> No travel on weekdays from 07:00 to 09:00 or from 15:30 to 18:00 except between Abbotsford and 104 Avenue/160 Street on Highway 1 Travel is permitted on General Holidays from 04:00 to 07:00 and from 09:00 to 14:00 In the Peace River Region, travel is permitted at any time on any day.
Location	<ol style="list-style-type: none"> In the Lower Mainland: no width in excess of 3.2m or length in excess of 27.5m through the George Massey Tunnel on Hwy 99 In the Cariboo Region, no travel on Hwy 20 from Anahim Lake to Hagensborg, except under conditions described in section 3.8.8 of the Commercial Transport Procedures Manual In the Southern Interior Region, maximum 29 m OAL on: <ul style="list-style-type: none"> Hwy 3 from the junction of 3/5 to Princeton Hwy 1 from Hope to Cache Creek Hwy 99 through the Fountain Railway underpass, 15 km NE of Lillooet
Other	Convoying – There shall be no convoying of oversize vehicles/loads except as required by the permit. Convoying means any two oversize vehicles/loads from the same company which are in transit less than 1 kilometre apart on a section of highway.



**For Single Trip Permits with Maximum Overall Width 4.4 m,
and/or Maximum Overall (Loaded) Length 40.0 m for Combinations**
**Basic Travel Time Window: Any time and day except not on Fridays and Saturdays
from 15:30 to 04:00 the following day and Sundays from 15:30 to 24:00**
(Or in the Peace: any time and day except in darkness from Friday to 00:01 Monday)

CATEGORY 'C' RESTRICTIONS All Category 'A' and 'B' Restrictions apply, and in addition the following:

Time	<ol style="list-style-type: none"> 1. In the Southern Interior, on Highway 1 between Hope and Cache Creek, no travel during the hours of darkness 2. In the Kootenays: <ul style="list-style-type: none"> • No travel on Highway 93 east of Radium from the last Friday in June to September 15, except between 03:00 and 06:00 • No travel on No. 1 Mine Road (off of Hwy 43) from Elkford to Fording River Operations between 06:00 and 08:00 and between 18:00 and 20:00
Location	<ol style="list-style-type: none"> 1. On Vancouver Island, no travel on Highway 14 west of Jordan River 2. In the Lower Mainland, no travel on the Queensborough Bridge (applies to widths over 3.8 m) 3. In the Okanagan, no travel on Highway 97A between Sicamous and Grindrod 4. In the Kootenays, no travel on Highway 31 between Meadow Creek and Trout Lake 5. In the Peace River Region: <ul style="list-style-type: none"> • Maximum 36 m OAL on Hwy 97 north of the junction of 77/97
Other	Overtaking –The oversize vehicle shall pull off the travelled surface of the highway wherever possible to allow following vehicles to pass. There shall be no overtaking of an over-dimensional vehicle/load on any highway by another over-dimensional vehicle/load.

Pilot Cars:

Pilot cars must be operated in accordance with the Pilot Car Load Movement Guidelines, which is [Appendix G, 2015 Interim Traffic Management Manual for Work on Roadways](#). This includes two-way communication with the driver of the oversize load.

	Up to 3.2 m		3.21 to 3.5 m		3.51 to 3.8 m		3.81 to 4.4 m	
	Day	Dark	Day	Dark	Day	Dark	Day	Dark
Length								
Up to 27.5 m	0	0	1*	1	1	1	1***	2
27.5 to 31 m	1	1	1	1	1	1	2	2
31.1 to 36 m	1	2	1	2	1	2	2	2
36 to 40 m	2**	2	2**	2	2	2	2	2

* Or the towing vehicle must be equipped with and operate one or two amber flashing lights

** Up to 3.5 m wide, only one pilot car is required for travel over four (4) lane highways

*** Two pilot cars for travel on Highway 97 from the junction of 77/97 to the Yukon Border

Additional Pilot Car Requirements for Front or Rear Projection:

- If you are using an allowance for front projection beyond 3 m of the kingpin or beyond 6.5 m measured forward of the turn center of the front steering axle group, a minimum of one pilot car is required (unless otherwise provided for by commodity or vehicle policy).
- If you are using an allowance for rear projection beyond 6.5 m from the turn center of the rear-most axle group, a minimum of one pilot car is required (unless otherwise provided for by commodity or vehicle policy).
- A minimum of two pilot cars will be required if the load exceeds 3.8 m in width and the front projection is in excess of 3 m and/or the rear projection is in excess of 6.5 m.

For overall widths over 3.2 m, a minimum of one pilot car is required:

On Vancouver Island:

- Highway #4 from the Taylor River Bridge (40 km west of Port Alberni) to Tofino
- Highway 30 from Highway 19 to Port Alice

On the Sunshine Coast: Highway 101 from Langdale to Earl's Cove

In the Lower Mainland/Southern Interior: Highway 99 from Pemberton to Lillooet

In the Kootenays:

- Hwy 3A and 31 (Balfour-Kaslo-Galena Bay Highway)
- Hwy 33, southbound only, to approach and cross the Westbridge Bridge

In the Peace River Region: Highway 97 from Junction 77/97 to the Yukon border



Traffic Control:

Unless otherwise specified in the permit: Where traffic control is needed for the load to proceed safely, it must be performed by a certified traffic control person in accordance with the [Pilot Car Load Movement Guidelines](#), or by a Peace Officer. Out of Province pilot car operators who engage in traffic control as part of their escort duties must either be certified in BC or be able to show proof of government approved flagging training, as described in [Circular 10/16](#).

Flags:

For widths over 2.6 m, red or orange flags are required on all four corners of each load/trailer.

For travel in daylight, a red or orange flag is required on front projection over 1 m and/or rear projection over 1.2 m.

Lamps:

Overall Width

Over 2.6 m Lights on extremities, amber lamps facing forward, red lamps facing the rear, for night travel

3.21 to 3.5 m One or two amber flashing or rotating beacon(s) mounted on the truck for daylight travel
 or minimum one pilot vehicle

For travel in darkness, a white light is required on front projection over 1 m and a red light is required on rear projection over 1.2 m.

Amber lamps or beacons on the towing unit or at the rear of the vehicle or load may be used for additional safety.

Signs:

Wide load, D sign, or oversize load signs are required front and rear for vehicles/loads with overall width over 3.2 m wide.

Long load, D sign or oversize load signs are required front and rear for vehicles/loads (other than B-Trains) over 25 m long.

In addition to the terms and conditions that are stated on the permit, the policies described in the Commercial Transport Procedures Manual (CTPM), available at www.cvse.ca, are incorporated into and form part of the conditions of this permit.

For travel conditions including weather and road construction, please visit DriveBC: <http://drivebc.ca/>

For Seasonal Load Restrictions, please visit: <http://www.th.gov.bc.ca/BCHighways/loadrestrictions/loadrestrictions.htm>

<http://onlinepermitsbc.ca> **Provincial Permit Centre: 800 559-9688**



Commercial Vehicle Safety and Enforcement

Q-LINE TRUCKING LTD.
RR4 CORMAN INDUSTRIAL PARK
P.O. BOX 110B
SASKATOON SK S7K 3J7

Requested by: **s.22** by Web Interface
Effective Date: November 21, 2018
Expiry Date: November 20, 2019
Issued On: November 21, 2018 at 06:31 AM PST
Last Revised On: November 21, 2018 at 06:31 AM PST
Issued By: PPC WEB

TERM OVERSIZE PERMIT

Permission is hereby granted to operate the following vehicle for the purpose and manner prescribed herein.

Commodity:

GENERAL - VEHICLE AND LOADS
GENERAL - MOBILE HOMES
HAYBALES (ROUND)

Vehicle Information

Plate: 277IJV	Make: FREIGHTLINER	FR #:
Juris: SK	Year: 2012	Reg. GVW:
Short VIN: s.15	Trailer Type: Various	

Dimensions (in metres)

The dimensions set out below are general term permit sizes. Policies affecting sizes for specific commodities and vehicle types can be found in Chapters 4 and 5 of the Commercial Transport Procedures Manual.

Over-all:	Length: 25.00	Front Projection: 3.00
	Width: 3.20	Rear Overhang: 6.50
	Height: 4.30	

Vehicle Reference/Unit Number : 778

Note: the maximum for a single vehicle is 16m in overall length.

If a T-Form restricts dimensions further than those listed on the face of a permit due to a specific commodity or vehicle configuration, the conditions of the T-Form(s) shall apply.

Fee Summary

Term Oversize:	\$360.00	THIS IS NOT AN INVOICE.
Total Fee:	<u>\$360.00</u>	THIS IS A COPY FOR YOUR RECORDS.

Note: Account holders will receive a copy of this permit for payments made ON ACCOUNT.

Conditions

IT IS AN OFFENCE TO MAKE A FALSE STATEMENT IN AN APPLICATION FOR A PERMIT.

NO PERSON SHALL ALTER THIS PERMIT IN ANY MANNER, UNLESS THAT PERSON IS AUTHORIZED TO DO SO BY THE MINISTER

PROVINCIAL PERMIT CENTRE

www.th.gov.bc.ca/CVSE

Contact Information:
1-800-559-9688 (toll free)
Fax: (250) 784-2426

Core Hours of Service:
6 am to 10 pm seven days a week
and most statutory holidays

YOU MUST HAVE READ EACH CONDITION AND PROVIDE A COPY OF EACH CONDITION TO ALL PERSONS WHO WILL BE DRIVING UNDER THE PERMIT.

HAY (Hay Bales)

In addition to the terms and conditions that are stated on the permit, the policies described in the Commercial Transport Procedures Manual (CTPM), available at www.cvse.ca, and in particular section 4-4, are incorporated into and form part of the conditions of this permit.

Dimensions & Limited Routes for Transporting Rectangular Hay Bales

Width: 3.05 m

Height: Small bales: 4.3 m

Large bales: 4.4 m (hiboy)*

4.57 m (lowbed)* (Peace River 4.8 m [3 bales high] on lowbed only)

*Note: Not valid over 4.3 metres in height on Highway 1 west of Abbotsford AND Highway 1 Revelstoke to Glacier National Parks inclusively, and Highway 3B. Further, on these routes only, carriers may choose to secure rectangular hay bales using either the General Requirements of NSC Standard 10 or the standards set out in section 4-4 of the Commercial Transport Procedures Manual (CTPM).

Dimensions & Limited Routes for Transporting Round Hay Bales

Width: 3.5 m

3.84 m in the Peace River Region, with one pilot car at all times if over 3.5 m

Height: 4.57 m*

*Note: 4.8 m is allowed in the Peace River Region and from the BC/AB border entering at Yoho National Park, Kootenay National Park and Crowsnest Pass to an area encompassing Golden, Radium, Invermere, Kimberley, Cranbrook, and all points between, except the Iron Gates Tunnel on Hwy 93 east of Radium Hot Springs, which is limited to 4.5 m OAH

Additional Permit Conditions

CVSE1070 - Permit Scope and Limitations (1 Page)

CVSE1000 - General Permit Conditions to 4.4 m OAW (3 Pages)

CVSE1000S - Supplement to the General Conditions Form - Structures (1 Page)

NO PERSON SHALL ALTER THIS PERMIT IN ANY MANNER, UNLESS THAT PERSON IS AUTHORIZED TO DO SO BY THE MINISTER

PROVINCIAL PERMIT CENTRE

www.th.gov.bc.ca/CVSE

Contact Information:

1-800-559-9688 (toll free)

Fax: (250) 784-2426

Core Hours of Service:

6 am to 10 pm seven days a week
and most statutory holidays



In addition to the terms and conditions that are stated on the permit, the policies described in the Commercial Transport Procedures Manual (CTPM), available at www.cvse.ca, are incorporated into and form part of the conditions of this permit.

In particular, see Chapter 4 for commodities information, Chapter 5 for vehicle-specific permit allowances, Chapter 6 for heavy haul and Chapter 7 for letters of authorization.

CVSE Permits are valid in British Columbia on highways under the jurisdiction of the Ministry of Transportation and Infrastructure only. If routing is specified on your permit, you must follow that routing.

1. Extraordinary Traffic

The permit shall in no way be construed as giving permission for the operation of the vehicle on any highway in contravention of any regulation, limitation or prohibition which may be made from time to time for the protection of the highway, pursuant to Section 209 of the Motor Vehicle Act, Section 11 of the Commercial Transport Act or Section 66 of the Transportation Act.

2. Notice of Suspension or Cancellation of Permit

If, in the opinion of the Minister, or any person authorized by the Minister of Transportation, the operation of the vehicle is found to be causing injury or damage to the highway, or it is found that the operation of the vehicle is not in the interests of the public, the Minister may suspend or cancel the permit. It shall be sufficient if such notice is given, verbally or otherwise, to the person owning or to the person driving or operating the vehicle, and no formal notice of suspension shall be required.

3. Permittee to Assume Liability

The permittee shall be responsible for all damages or injury to any person or persons using the highway or otherwise and for any and all loss or damage to privately owned or Crown Property which may result from the operation of the vehicle under the authority of the permit, and the permittee shall protect and save harmless the Ministry of Transportation from all loss, damage or injury resulting directly or indirectly from the operation of the vehicle.

4. Permittee to Ensure Vehicle Safety

The permittee shall be responsible for checking the vehicle for which this permit is issued to ensure that it is mechanically sound. It is the responsibility of the operator to ensure that the vehicle is not loaded in excess of the manufacturer's GVWR or the GAWR for the vehicle. This permit does not authorize the vehicle operator to exceed the manufacturer's ratings.

5. Conditions of Permit to be Complied With

If at any time the vehicle is operated and driven at a greater rate of speed, or having greater gross weight, weight on any axle or tire load, or having greater dimensions, or having tires of a smaller size or of inferior type than is stated in the permit, the permit is void.

6. Limitations and Conditions

- a) Subject to posted bridge and highway restrictions.
- b) Subject to seasonal restrictions imposed pursuant to the Transportation Act.
- c) Vehicle subject to mechanical check.
- d) For oversize vehicles or loads, applicant is responsible for all clearances.

7. Authorizations via Cities/Municipalities

If oversized/overloaded vehicles are to be operated on streets within a city or municipality, arrangements must be made in advance with the appropriate city or municipal authorities.

8. This permit, permit number or general authorization shall be produced for inspection upon demand of any peace officer or any person authorized by the Minister.

9. No person shall alter this permit in any manner, unless that person is authorized to do so by the Minister

In addition to the terms and conditions that are stated on the Permit, the policies described in the Commercial Transport Procedures Manual (CTPM), available at www.cvse.ca, are incorporated into and form part of the conditions of this permit.

In particular, see Chapter 4 for commodities information, Chapter 5 for vehicle-specific permit allowances, Chapter 6 for heavy haul and Chapter 7 for letters of authorization.

For travel conditions including weather and road construction, please visit DriveBC: <http://drivebc.ca/>

For Seasonal Load Restrictions, please visit: <http://www.th.gov.bc.ca/BCHighways/loadrestrictions/loadrestrictions.htm>

<http://onlinepermitsbc.ca> Provincial Permit Centre: 800 559-9688

**GENERAL PERMIT CONDITIONS TO 4.4 M OAW**

CVSE Permits are valid in British Columbia on highways under the jurisdiction of the Ministry of Transportation and Infrastructure only. If routing is specified on your permit, you must follow that routing. In addition to the terms and conditions that are stated on the permit, the policies described in the Commercial Transport Procedures Manual (CTPM), available at www.cvse.ca, are incorporated into and form part of the conditions of this permit.

**A. For Term or Single Trip Permits with Maximum Overall Width 3.2 m,
Maximum Overall Height 4.3 m (Term)* and 4.88 m (Single Trip)*, and/or
Maximum Overall (Loaded) Length 25 m for Combinations and 16.0 m for Single Vehicles**

* 5.33 m Overall Height (Term or Single Trip) in the Peace River Region

Basic Travel Time Window: Travel at any time on any day

CATEGORY 'A' RESTRICTIONS

Time	N/A
Location	<ol style="list-style-type: none"> In the Lower Mainland: <ul style="list-style-type: none"> No travel on the First Narrows (Lions Gate) Bridge No travel on the Pattullo Bridge No height in excess of 4.15 m through the George Massey Tunnel on Hwy 99 No height in excess of 4.3 m on Hwy 1 west of Abbotsford In the Kootenays: <ul style="list-style-type: none"> No height in excess of 4.13 m eastbound through the Warfield Underpass on Hwy 3B/22 (4.56 m westbound) No height in excess of 4.3 m on Hwy 1 between Revelstoke National Park and Glacier National Park No width in excess of 2.6 m on the Waneta Bridge on Hwy 22A, just north of the US Border
Other	Poor Visibility – No travel is permitted when, because of unfavourable atmospheric conditions, persons or vehicles on the highway are not clearly discernible at a distance of 100 m.

**B. For Term or Single Trip Permits with Maximum Overall Width 3.8 m, and/or
Maximum Overall (Loaded) Length 31.0 m for Combinations (31.5 m for Structures)**

**Basic Travel Time Window: Any time and day except not on Fridays from 15:30 to 04:00 the following day,
and not on Saturdays from 21:00 to 04:00 the following day**

CATEGORY 'B' RESTRICTIONS All Category 'A' Restrictions apply, and in addition the following:

Time	<ol style="list-style-type: none"> No travel on General Holidays as defined in Chapter 3 of the CTPM, except as shown in 2 and 3. In the Lower Mainland, west of Abbotsford (Hwy 11) and south of Squamish: <ul style="list-style-type: none"> No travel on weekdays from 07:00 to 09:00 or from 15:30 to 18:00 except between Abbotsford and 104 Avenue/160 Street on Highway 1 Travel is permitted on General Holidays from 04:00 to 07:00 and from 09:00 to 14:00 In the Peace River Region, travel is permitted at any time on any day.
Location	<ol style="list-style-type: none"> In the Lower Mainland: no width in excess of 3.2m or length in excess of 27.5m through the George Massey Tunnel on Hwy 99 In the Cariboo Region, no travel on Hwy 20 from Anahim Lake to Hagensborg, except under conditions described in section 3.8.8 of the Commercial Transport Procedures Manual In the Southern Interior Region, maximum 29 m OAL on: <ul style="list-style-type: none"> Hwy 3 from the junction of 3/5 to Princeton Hwy 1 from Hope to Cache Creek Hwy 99 through the Fountain Railway underpass, 15 km NE of Lillooet
Other	Convoying – There shall be no convoying of oversize vehicles/loads except as required by the permit. Convoying means any two oversize vehicles/loads from the same company which are in transit less than 1 kilometre apart on a section of highway.



**For Single Trip Permits with Maximum Overall Width 4.4 m,
and/or Maximum Overall (Loaded) Length 40.0 m for Combinations**
**Basic Travel Time Window: Any time and day except not on Fridays and Saturdays
from 15:30 to 04:00 the following day and Sundays from 15:30 to 24:00**
(Or in the Peace: any time and day except in darkness from Friday to 00:01 Monday)

CATEGORY 'C' RESTRICTIONS All Category 'A' and 'B' Restrictions apply, and in addition the following:

Time	<ol style="list-style-type: none"> 1. In the Southern Interior, on Highway 1 between Hope and Cache Creek, no travel during the hours of darkness 2. In the Kootenays: <ul style="list-style-type: none"> • No travel on Highway 93 east of Radium from the last Friday in June to September 15, except between 03:00 and 06:00 • No travel on No. 1 Mine Road (off of Hwy 43) from Elkford to Fording River Operations between 06:00 and 08:00 and between 18:00 and 20:00
Location	<ol style="list-style-type: none"> 1. On Vancouver Island, no travel on Highway 14 west of Jordan River 2. In the Lower Mainland, no travel on the Queensborough Bridge (applies to widths over 3.8 m) 3. In the Okanagan, no travel on Highway 97A between Sicamous and Grindrod 4. In the Kootenays, no travel on Highway 31 between Meadow Creek and Trout Lake 5. In the Peace River Region: <ul style="list-style-type: none"> • Maximum 36 m OAL on Hwy 97 north of the junction of 77/97
Other	Overtaking –The oversize vehicle shall pull off the travelled surface of the highway wherever possible to allow following vehicles to pass. There shall be no overtaking of an over-dimensional vehicle/load on any highway by another over-dimensional vehicle/load.

Pilot Cars:

Pilot cars must be operated in accordance with the Pilot Car Load Movement Guidelines, which is [Appendix G, 2015 Interim Traffic Management Manual for Work on Roadways](#). This includes two-way communication with the driver of the oversize load.

	Up to 3.2 m		3.21 to 3.5 m		3.51 to 3.8 m		3.81 to 4.4 m	
	Day	Dark	Day	Dark	Day	Dark	Day	Dark
Length								
Up to 27.5 m	0	0	1*	1	1	1	1***	2
27.5 to 31 m	1	1	1	1	1	1	2	2
31.1 to 36 m	1	2	1	2	1	2	2	2
36 to 40 m	2**	2	2**	2	2	2	2	2

* Or the towing vehicle must be equipped with and operate one or two amber flashing lights

** Up to 3.5 m wide, only one pilot car is required for travel over four (4) lane highways

*** Two pilot cars for travel on Highway 97 from the junction of 77/97 to the Yukon Border

Additional Pilot Car Requirements for Front or Rear Projection:

- If you are using an allowance for front projection beyond 3 m of the kingpin or beyond 6.5 m measured forward of the turn center of the front steering axle group, a minimum of one pilot car is required (unless otherwise provided for by commodity or vehicle policy).
- If you are using an allowance for rear projection beyond 6.5 m from the turn center of the rear-most axle group, a minimum of one pilot car is required (unless otherwise provided for by commodity or vehicle policy).
- A minimum of two pilot cars will be required if the load exceeds 3.8 m in width and the front projection is in excess of 3 m and/or the rear projection is in excess of 6.5 m.

For overall widths over 3.2 m, a minimum of one pilot car is required:

On Vancouver Island:

- Highway #4 from the Taylor River Bridge (40 km west of Port Alberni) to Tofino
- Highway 30 from Highway 19 to Port Alice

On the Sunshine Coast: Highway 101 from Langdale to Earl's Cove

In the Lower Mainland/Southern Interior: Highway 99 from Pemberton to Lillooet

In the Kootenays:

- Hwy 3A and 31 (Balfour-Kaslo-Galena Bay Highway)
- Hwy 33, southbound only, to approach and cross the Westbridge Bridge

In the Peace River Region: Highway 97 from Junction 77/97 to the Yukon border



Traffic Control:

Unless otherwise specified in the permit: Where traffic control is needed for the load to proceed safely, it must be performed by a certified traffic control person in accordance with the [Pilot Car Load Movement Guidelines](#), or by a Peace Officer. Out of Province pilot car operators who engage in traffic control as part of their escort duties must either be certified in BC or be able to show proof of government approved flagging training, as described in [Circular 10/16](#).

Flags:

For widths over 2.6 m, red or orange flags are required on all four corners of each load/trailer.

For travel in daylight, a red or orange flag is required on front projection over 1 m and/or rear projection over 1.2 m.

Lamps:

Overall Width

Over 2.6 m Lights on extremities, amber lamps facing forward, red lamps facing the rear, for night travel

3.21 to 3.5 m One or two amber flashing or rotating beacon(s) mounted on the truck for daylight travel
 or minimum one pilot vehicle

For travel in darkness, a white light is required on front projection over 1 m and a red light is required on rear projection over 1.2 m.

Amber lamps or beacons on the towing unit or at the rear of the vehicle or load may be used for additional safety.

Signs:

Wide load, D sign, or oversize load signs are required front and rear for vehicles/loads with overall width over 3.2 m wide.

Long load, D sign or oversize load signs are required front and rear for vehicles/loads (other than B-Trains) over 25 m long.

In addition to the terms and conditions that are stated on the permit, the policies described in the Commercial Transport Procedures Manual (CTPM), available at www.cvse.ca, are incorporated into and form part of the conditions of this permit.

For travel conditions including weather and road construction, please visit DriveBC: <http://drivebc.ca/>

For Seasonal Load Restrictions, please visit: <http://www.th.gov.bc.ca/BCHighways/loadrestrictions/loadrestrictions.htm>

<http://onlinepermitsbc.ca>

Provincial Permit Centre: 800 559-9688

**STRUCTURE PERMIT CONDITIONS
(Supplement to Form CVSE1000)****Structures: Mobiles, Modulares, Park Models, Half Houses, Bunk Houses,
Skid Shacks and Houseboats, to a Maximum Overall Width of 4.4 m**

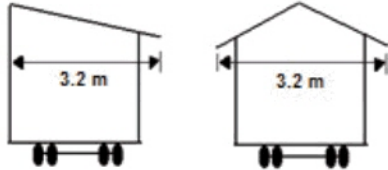
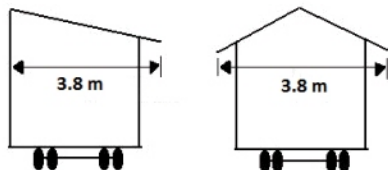
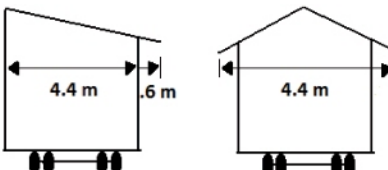
Note: In addition to the terms and conditions that are stated on the permit, the policies described in the Commercial Transport Procedures Manual (CTPM), available at www.cvse.ca, and in particular Section 4.3, are incorporated into and form part of the conditions of this permit.

**Form CVSE1000 - General Permit Conditions, applies to structural moves
with the following additions/exceptions:**

Travel Times:

For Park Model homes only, to a maximum overall width of 3.8 m (including eaves and bay windows), travel will be permitted on Fridays and Saturdays from 15:30 until 04:00 the next day, and during General Holiday restrictions.

Measurement of structure and eaves for width:

Category A	Category B	Category C
		

* 0.6 m allowance shown in Category C is for a single, shoulder-side eave only.

Pilot Cars:

Structures in Category C that do not exceed 4.4 m wide, including eave(s), may travel with one pilot car up to a maximum overall vehicle combination length of 31.5 m daylight/darkness, except that two pilot cars are required on Hwy 97 north of the junction with Hwy 77.

Two pilot cars will be required for both daylight and night travel for mobile homes or modular buildings where the combination of the box and eave exceed 4.4 metres wide, including the box and single eave as shown above.

Lamps:

When structures over 3.2 m wide are permitted to travel during the hours of darkness the following additional requirements shall become a condition of the permit:

The vehicle combination shall either:

- be equipped with and operate a flood lamp, mounted on the hitch or frame within 60 centimetres of the structure, so that the light illuminates the upper front portion of the structure, or
- the towing unit shall be equipped with and operate 1 or 2 rotating or strobe lights, amber in colour

The structure shall be equipped with and operate two (2) flashing sealed beam amber lamps not less than 15 centimetres in diameter mounted on the two (2) upper corners facing to the rear. Two amber strobe lamps not less than 11 centimetres in diameter may also be used.

Signs:

Note: Structures exceeding 3.5 metres in width must display the additional sign "CAUTION – MAY SLOW OR STOP UNEXPECTEDLY" on the rear as per Section 8.03 of the Commercial Transport Regulations.

For structures from 4.41 m to 5.0 m wide, see Form CVSE1001



Commercial Vehicle Safety and Enforcement

Q-LINE TRUCKING LTD.
RR4 CORMAN INDUSTRIAL PARK
P.O. BOX 110B
SASKATOON SK S7K 3J7

Requested by: **s.22** by Web Interface
Effective Date: January 25, 2019
Expiry Date: April 24, 2019
Issued On: January 24, 2019 at 07:14 AM PST
Last Revised On: January 24, 2019 at 07:14 AM PST
Issued By: PPC WEB

TERM OVERSIZE PERMIT

Permission is hereby granted to operate the following vehicle for the purpose and manner prescribed herein.

Commodity: GENERAL - VEHICLE AND LOADS

Vehicle Information

Plate: 841IZP	Make: WESTERN STAR	FR #:
Juris: SK	Year: 2015	Reg. GVW:
Short VIN: s.15	Trailer Type: Various	

Dimensions (in metres)

The dimensions set out below are general term permit sizes. Policies affecting sizes for specific commodities and vehicle types can be found in Chapters 4 and 5 of the Commercial Transport Procedures Manual.

Over-all:	Length: 31.00	Front Projection: 3.00
	Width: 3.80	Rear Overhang: 6.50
	Height: 4.30	

Vehicle Reference/Unit Number : 915

Note: the maximum for a single vehicle is 16m in overall length.

If a T-Form restricts dimensions further than those listed on the face of a permit due to a specific commodity or vehicle configuration, the conditions of the T-Form(s) shall apply.

Fee Summary

Term Oversize:	\$90.00	THIS IS NOT AN INVOICE.
Total Fee:	----- \$90.00	THIS IS A COPY FOR YOUR RECORDS.

Note: Account holders will receive a copy of this permit for payments made ON ACCOUNT.

Conditions

IT IS AN OFFENCE TO MAKE A FALSE STATEMENT IN AN APPLICATION FOR A PERMIT.

YOU MUST HAVE READ EACH CONDITION AND PROVIDE A COPY OF EACH CONDITION TO ALL PERSONS WHO WILL BE DRIVING UNDER THE PERMIT.

NO PERSON SHALL ALTER THIS PERMIT IN ANY MANNER, UNLESS THAT PERSON IS AUTHORIZED TO DO SO BY THE MINISTER

PROVINCIAL PERMIT CENTRE

www.th.gov.bc.ca/CVSE

Contact Information:
1-800-559-9688 (toll free)
Fax: (250) 784-2426

Core Hours of Service:
6 am to 10 pm seven days a week
and most statutory holidays



Additional Permit Conditions

CVSE1070 - Permit Scope and Limitations (1 Page)

CVSE1000 - General Permit Conditions to 4.4 m OAW (3 Pages)

NO PERSON SHALL ALTER THIS PERMIT IN ANY MANNER, UNLESS THAT PERSON IS AUTHORIZED TO DO SO BY THE MINISTER

PROVINCIAL PERMIT CENTRE

www.th.gov.bc.ca/CVSE

Contact Information:

1-800-559-9688 (toll free)

Fax: (250) 784-2426

Core Hours of Service:

6 am to 10 pm seven days a week
and most statutory holidays

**PERMIT SCOPE AND LIMITATIONS**

In addition to the terms and conditions that are stated on the permit, the policies described in the Commercial Transport Procedures Manual (CTPM), available at www.cvse.ca, are incorporated into and form part of the conditions of this permit.

In particular, see Chapter 4 for commodities information, Chapter 5 for vehicle-specific permit allowances, Chapter 6 for heavy haul and Chapter 7 for letters of authorization.

CVSE Permits are valid in British Columbia on highways under the jurisdiction of the Ministry of Transportation and Infrastructure only. If routing is specified on your permit, you must follow that routing.

1. Extraordinary Traffic

The permit shall in no way be construed as giving permission for the operation of the vehicle on any highway in contravention of any regulation, limitation or prohibition which may be made from time to time for the protection of the highway, pursuant to Section 209 of the Motor Vehicle Act, Section 11 of the Commercial Transport Act or Section 66 of the Transportation Act.

2. Notice of Suspension or Cancellation of Permit

If, in the opinion of the Minister, or any person authorized by the Minister of Transportation, the operation of the vehicle is found to be causing injury or damage to the highway, or it is found that the operation of the vehicle is not in the interests of the public, the Minister may suspend or cancel the permit. It shall be sufficient if such notice is given, verbally or otherwise, to the person owning or to the person driving or operating the vehicle, and no formal notice of suspension shall be required.

3. Permittee to Assume Liability

The permittee shall be responsible for all damages or injury to any person or persons using the highway or otherwise and for any and all loss or damage to privately owned or Crown Property which may result from the operation of the vehicle under the authority of the permit, and the permittee shall protect and save harmless the Ministry of Transportation from all loss, damage or injury resulting directly or indirectly from the operation of the vehicle.

4. Permittee to Ensure Vehicle Safety

The permittee shall be responsible for checking the vehicle for which this permit is issued to ensure that it is mechanically sound. It is the responsibility of the operator to ensure that the vehicle is not loaded in excess of the manufacturer's GVWR or the GAWR for the vehicle. This permit does not authorize the vehicle operator to exceed the manufacturer's ratings.

5. Conditions of Permit to be Complied With

If at any time the vehicle is operated and driven at a greater rate of speed, or having greater gross weight, weight on any axle or tire load, or having greater dimensions, or having tires of a smaller size or of inferior type than is stated in the permit, the permit is void.

6. Limitations and Conditions

- Subject to posted bridge and highway restrictions.
- Subject to seasonal restrictions imposed pursuant to the Transportation Act.
- Vehicle subject to mechanical check.
- For oversize vehicles or loads, applicant is responsible for all clearances.

7. Authorizations via Cities/Municipalities

If oversized/overloaded vehicles are to be operated on streets within a city or municipality, arrangements must be made in advance with the appropriate city or municipal authorities.

8. This permit, permit number or general authorization shall be produced for inspection upon demand of any peace officer or any person authorized by the Minister.**9. No person shall alter this permit in any manner, unless that person is authorized to do so by the Minister**

In addition to the terms and conditions that are stated on the Permit, the policies described in the Commercial Transport Procedures Manual (CTPM), available at www.cvse.ca, are incorporated into and form part of the conditions of this permit.

In particular, see Chapter 4 for commodities information, Chapter 5 for vehicle-specific permit allowances, Chapter 6 for heavy haul and Chapter 7 for letters of authorization.

For travel conditions including weather and road construction, please visit DriveBC: <http://drivebc.ca/>

For Seasonal Load Restrictions, please visit: <http://www.th.gov.bc.ca/BCHighways/loadrestrictions/loadrestrictions.htm>

<http://onlinepermitsbc.ca> Provincial Permit Centre: 800 559-9688

**GENERAL PERMIT CONDITIONS TO 4.4 M OAW**

CVSE Permits are valid in British Columbia on highways under the jurisdiction of the Ministry of Transportation and Infrastructure only. If routing is specified on your permit, you must follow that routing. In addition to the terms and conditions that are stated on the permit, the policies described in the Commercial Transport Procedures Manual (CTPM), available at www.cvse.ca, are incorporated into and form part of the conditions of this permit.

**A. For Term or Single Trip Permits with Maximum Overall Width 3.2 m,
Maximum Overall Height 4.3 m (Term)* and 4.88 m (Single Trip)*, and/or
Maximum Overall (Loaded) Length 25 m for Combinations and 16.0 m for Single Vehicles**

* 5.33 m Overall Height (Term or Single Trip) in the Peace River Region

Basic Travel Time Window: Travel at any time on any day

CATEGORY 'A' RESTRICTIONS

Time	N/A
Location	<ol style="list-style-type: none"> In the Lower Mainland: <ul style="list-style-type: none"> No travel on the First Narrows (Lions Gate) Bridge No travel on the Pattullo Bridge No height in excess of 4.15 m through the George Massey Tunnel on Hwy 99 No height in excess of 4.3 m on Hwy 1 west of Abbotsford In the Kootenays: <ul style="list-style-type: none"> No height in excess of 4.13 m eastbound through the Warfield Underpass on Hwy 3B/22 (4.56 m westbound) No height in excess of 4.3 m on Hwy 1 between Revelstoke National Park and Glacier National Park No width in excess of 2.6 m on the Waneta Bridge on Hwy 22A, just north of the US Border
Other	Poor Visibility – No travel is permitted when, because of unfavourable atmospheric conditions, persons or vehicles on the highway are not clearly discernible at a distance of 100 m.

**B. For Term or Single Trip Permits with Maximum Overall Width 3.8 m, and/or
Maximum Overall (Loaded) Length 31.0 m for Combinations (31.5 m for Structures)**

**Basic Travel Time Window: Any time and day except not on Fridays from 15:30 to 04:00 the following day,
and not on Saturdays from 21:00 to 04:00 the following day**

CATEGORY 'B' RESTRICTIONS All Category 'A' Restrictions apply, and in addition the following:

Time	<ol style="list-style-type: none"> No travel on General Holidays as defined in Chapter 3 of the CTPM, except as shown in 2 and 3. In the Lower Mainland, west of Abbotsford (Hwy 11) and south of Squamish: <ul style="list-style-type: none"> No travel on weekdays from 07:00 to 09:00 or from 15:30 to 18:00 except between Abbotsford and 104 Avenue/160 Street on Highway 1 Travel is permitted on General Holidays from 04:00 to 07:00 and from 09:00 to 14:00 In the Peace River Region, travel is permitted at any time on any day.
Location	<ol style="list-style-type: none"> In the Lower Mainland: no width in excess of 3.2m or length in excess of 27.5m through the George Massey Tunnel on Hwy 99 In the Cariboo Region, no travel on Hwy 20 from Anahim Lake to Hagensborg, except under conditions described in section 3.8.8 of the Commercial Transport Procedures Manual In the Southern Interior Region, maximum 29 m OAL on: <ul style="list-style-type: none"> Hwy 3 from the junction of 3/5 to Princeton Hwy 1 from Hope to Cache Creek Hwy 99 through the Fountain Railway underpass, 15 km NE of Lillooet
Other	Convoying – There shall be no convoying of oversize vehicles/loads except as required by the permit. Convoying means any two oversize vehicles/loads from the same company which are in transit less than 1 kilometre apart on a section of highway.



**For Single Trip Permits with Maximum Overall Width 4.4 m,
and/or Maximum Overall (Loaded) Length 40.0 m for Combinations**
**Basic Travel Time Window: Any time and day except not on Fridays and Saturdays
from 15:30 to 04:00 the following day and Sundays from 15:30 to 24:00**
(Or in the Peace: any time and day except in darkness from Friday to 00:01 Monday)

CATEGORY 'C' RESTRICTIONS All Category 'A' and 'B' Restrictions apply, and in addition the following:

Time	<ol style="list-style-type: none"> 1. In the Southern Interior, on Highway 1 between Hope and Cache Creek, no travel during the hours of darkness 2. In the Kootenays: <ul style="list-style-type: none"> • No travel on Highway 93 east of Radium from the last Friday in June to September 15, except between 03:00 and 06:00 • No travel on No. 1 Mine Road (off of Hwy 43) from Elkford to Fording River Operations between 06:00 and 08:00 and between 18:00 and 20:00
Location	<ol style="list-style-type: none"> 1. On Vancouver Island, no travel on Highway 14 west of Jordan River 2. In the Lower Mainland, no travel on the Queensborough Bridge (applies to widths over 3.8 m) 3. In the Okanagan, no travel on Highway 97A between Sicamous and Grindrod 4. In the Kootenays, no travel on Highway 31 between Meadow Creek and Trout Lake 5. In the Peace River Region: <ul style="list-style-type: none"> • Maximum 36 m OAL on Hwy 97 north of the junction of 77/97
Other	Overtaking –The oversize vehicle shall pull off the travelled surface of the highway wherever possible to allow following vehicles to pass. There shall be no overtaking of an over-dimensional vehicle/load on any highway by another over-dimensional vehicle/load.

Pilot Cars:

Pilot cars must be operated in accordance with the Pilot Car Load Movement Guidelines, which is [Appendix G, 2015 Interim Traffic Management Manual for Work on Roadways](#). This includes two-way communication with the driver of the oversize load.

	Up to 3.2 m		3.21 to 3.5 m		3.51 to 3.8 m		3.81 to 4.4 m	
	Day	Dark	Day	Dark	Day	Dark	Day	Dark
Length								
Up to 27.5 m	0	0	1*	1	1	1	1***	2
27.5 to 31 m	1	1	1	1	1	1	2	2
31.1 to 36 m	1	2	1	2	1	2	2	2
36 to 40 m	2**	2	2**	2	2	2	2	2

* Or the towing vehicle must be equipped with and operate one or two amber flashing lights

** Up to 3.5 m wide, only one pilot car is required for travel over four (4) lane highways

*** Two pilot cars for travel on Highway 97 from the junction of 77/97 to the Yukon Border

Additional Pilot Car Requirements for Front or Rear Projection:

- If you are using an allowance for front projection beyond 3 m of the kingpin or beyond 6.5 m measured forward of the turn center of the front steering axle group, a minimum of one pilot car is required (unless otherwise provided for by commodity or vehicle policy).
- If you are using an allowance for rear projection beyond 6.5 m from the turn center of the rear-most axle group, a minimum of one pilot car is required (unless otherwise provided for by commodity or vehicle policy).
- A minimum of two pilot cars will be required if the load exceeds 3.8 m in width and the front projection is in excess of 3 m and/or the rear projection is in excess of 6.5 m.

For overall widths over 3.2 m, a minimum of one pilot car is required:

On Vancouver Island:

- Highway #4 from the Taylor River Bridge (40 km west of Port Alberni) to Tofino
- Highway 30 from Highway 19 to Port Alice

On the Sunshine Coast: Highway 101 from Langdale to Earl's Cove

In the Lower Mainland/Southern Interior: Highway 99 from Pemberton to Lillooet

In the Kootenays:

- Hwy 3A and 31 (Balfour-Kaslo-Galena Bay Highway)
- Hwy 33, southbound only, to approach and cross the Westbridge Bridge

In the Peace River Region: Highway 97 from Junction 77/97 to the Yukon border



Traffic Control:

Unless otherwise specified in the permit: Where traffic control is needed for the load to proceed safely, it must be performed by a certified traffic control person in accordance with the [Pilot Car Load Movement Guidelines](#), or by a Peace Officer. Out of Province pilot car operators who engage in traffic control as part of their escort duties must either be certified in BC or be able to show proof of government approved flagging training, as described in [Circular 10/16](#).

Flags:

For widths over 2.6 m, red or orange flags are required on all four corners of each load/trailer.

For travel in daylight, a red or orange flag is required on front projection over 1 m and/or rear projection over 1.2 m.

Lamps:

Overall Width

Over 2.6 m Lights on extremities, amber lamps facing forward, red lamps facing the rear, for night travel

3.21 to 3.5 m One or two amber flashing or rotating beacon(s) mounted on the truck for daylight travel
 or minimum one pilot vehicle

For travel in darkness, a white light is required on front projection over 1 m and a red light is required on rear projection over 1.2 m.

Amber lamps or beacons on the towing unit or at the rear of the vehicle or load may be used for additional safety.

Signs:

Wide load, D sign, or oversize load signs are required front and rear for vehicles/loads with overall width over 3.2 m wide.

Long load, D sign or oversize load signs are required front and rear for vehicles/loads (other than B-Trains) over 25 m long.

In addition to the terms and conditions that are stated on the permit, the policies described in the Commercial Transport Procedures Manual (CTPM), available at www.cvse.ca, are incorporated into and form part of the conditions of this permit.

For travel conditions including weather and road construction, please visit DriveBC: <http://drivebc.ca/>

For Seasonal Load Restrictions, please visit: <http://www.th.gov.bc.ca/BCHighways/loadrestrictions/loadrestrictions.htm>

<http://onlinepermitsbc.ca> **Provincial Permit Centre: 800 559-9688**



Commercial Vehicle Safety and Enforcement

Q-LINE TRUCKING LTD.
RR4 CORMAN INDUSTRIAL PARK
P.O. BOX 110B
SASKATOON SK S7K 3J7

Requested by: **s.22** i by Web Interface
Effective Date: January 25, 2019
Expiry Date: April 24, 2019
Issued On: January 25, 2019 at 09:23 AM PST
Last Revised On: January 25, 2019 at 09:23 AM PST
Issued By: PPC WEB

TERM OVERSIZE PERMIT

Permission is hereby granted to operate the following vehicle for the purpose and manner prescribed herein.

Commodity: GENERAL - VEHICLE AND LOADS

Vehicle Information

Plate: 643KVM	Make: PETERBILT	FR #:
Juris: SK	Year: 2018	Reg. GVW:
Short VIN: s.15	Trailer Type: Various	

Dimensions (in metres)

The dimensions set out below are general term permit sizes. Policies affecting sizes for specific commodities and vehicle types can be found in Chapters 4 and 5 of the Commercial Transport Procedures Manual.

Over-all:	Length: 31.00	Front Projection: 3.00
	Width: 3.80	Rear Overhang: 6.50
	Height: 4.30	

Vehicle Reference/Unit Number : 1264

Note: the maximum for a single vehicle is 16m in overall length.

If a T-Form restricts dimensions further than those listed on the face of a permit due to a specific commodity or vehicle configuration, the conditions of the T-Form(s) shall apply.

Fee Summary

Term Oversize:	\$90.00	THIS IS NOT AN INVOICE.
Total Fee:	----- \$90.00	THIS IS A COPY FOR YOUR RECORDS.

Note: Account holders will receive a copy of this permit for payments made ON ACCOUNT.

Conditions

IT IS AN OFFENCE TO MAKE A FALSE STATEMENT IN AN APPLICATION FOR A PERMIT.

YOU MUST HAVE READ EACH CONDITION AND PROVIDE A COPY OF EACH CONDITION TO ALL PERSONS WHO WILL BE DRIVING UNDER THE PERMIT.

NO PERSON SHALL ALTER THIS PERMIT IN ANY MANNER, UNLESS THAT PERSON IS AUTHORIZED TO DO SO BY THE MINISTER

PROVINCIAL PERMIT CENTRE

www.th.gov.bc.ca/CVSE

Contact Information:
1-800-559-9688 (toll free)
Fax: (250) 784-2426

Core Hours of Service:
6 am to 10 pm seven days a week
and most statutory holidays

Additional Permit Conditions

CVSE1070 - Permit Scope and Limitations (1 Page)

CVSE1000 - General Permit Conditions to 4.4 m OAW (3 Pages)

NO PERSON SHALL ALTER THIS PERMIT IN ANY MANNER, UNLESS THAT PERSON IS AUTHORIZED TO DO SO BY THE MINISTER

PROVINCIAL PERMIT CENTRE

www.th.gov.bc.ca/CVSE

Contact Information:

1-800-559-9688 (toll free)

Fax: (250) 784-2426

Core Hours of Service:

6 am to 10 pm seven days a week
and most statutory holidays



In addition to the terms and conditions that are stated on the permit, the policies described in the Commercial Transport Procedures Manual (CTPM), available at www.cvse.ca, are incorporated into and form part of the conditions of this permit.

In particular, see Chapter 4 for commodities information, Chapter 5 for vehicle-specific permit allowances, Chapter 6 for heavy haul and Chapter 7 for letters of authorization.

CVSE Permits are valid in British Columbia on highways under the jurisdiction of the Ministry of Transportation and Infrastructure only. If routing is specified on your permit, you must follow that routing.

1. Extraordinary Traffic

The permit shall in no way be construed as giving permission for the operation of the vehicle on any highway in contravention of any regulation, limitation or prohibition which may be made from time to time for the protection of the highway, pursuant to Section 209 of the Motor Vehicle Act, Section 11 of the Commercial Transport Act or Section 66 of the Transportation Act.

2. Notice of Suspension or Cancellation of Permit

If, in the opinion of the Minister, or any person authorized by the Minister of Transportation, the operation of the vehicle is found to be causing injury or damage to the highway, or it is found that the operation of the vehicle is not in the interests of the public, the Minister may suspend or cancel the permit. It shall be sufficient if such notice is given, verbally or otherwise, to the person owning or to the person driving or operating the vehicle, and no formal notice of suspension shall be required.

3. Permittee to Assume Liability

The permittee shall be responsible for all damages or injury to any person or persons using the highway or otherwise and for any and all loss or damage to privately owned or Crown Property which may result from the operation of the vehicle under the authority of the permit, and the permittee shall protect and save harmless the Ministry of Transportation from all loss, damage or injury resulting directly or indirectly from the operation of the vehicle.

4. Permittee to Ensure Vehicle Safety

The permittee shall be responsible for checking the vehicle for which this permit is issued to ensure that it is mechanically sound. It is the responsibility of the operator to ensure that the vehicle is not loaded in excess of the manufacturer's GVWR or the GAWR for the vehicle. This permit does not authorize the vehicle operator to exceed the manufacturer's ratings.

5. Conditions of Permit to be Complied With

If at any time the vehicle is operated and driven at a greater rate of speed, or having greater gross weight, weight on any axle or tire load, or having greater dimensions, or having tires of a smaller size or of inferior type than is stated in the permit, the permit is void.

6. Limitations and Conditions

- a) Subject to posted bridge and highway restrictions.
- b) Subject to seasonal restrictions imposed pursuant to the Transportation Act.
- c) Vehicle subject to mechanical check.
- d) For oversize vehicles or loads, applicant is responsible for all clearances.

7. Authorizations via Cities/Municipalities

If oversized/overloaded vehicles are to be operated on streets within a city or municipality, arrangements must be made in advance with the appropriate city or municipal authorities.

8. This permit, permit number or general authorization shall be produced for inspection upon demand of any peace officer or any person authorized by the Minister.

9. No person shall alter this permit in any manner, unless that person is authorized to do so by the Minister

In addition to the terms and conditions that are stated on the Permit, the policies described in the Commercial Transport Procedures Manual (CTPM), available at www.cvse.ca, are incorporated into and form part of the conditions of this permit.

In particular, see Chapter 4 for commodities information, Chapter 5 for vehicle-specific permit allowances, Chapter 6 for heavy haul and Chapter 7 for letters of authorization.

For travel conditions including weather and road construction, please visit DriveBC: <http://drivebc.ca/>

For Seasonal Load Restrictions, please visit: <http://www.th.gov.bc.ca/BCHighways/loadrestrictions/loadrestrictions.htm>

<http://onlinepermitsbc.ca> Provincial Permit Centre: 800 559-9688

**GENERAL PERMIT CONDITIONS TO 4.4 M OAW**

CVSE Permits are valid in British Columbia on highways under the jurisdiction of the Ministry of Transportation and Infrastructure only. If routing is specified on your permit, you must follow that routing. In addition to the terms and conditions that are stated on the permit, the policies described in the Commercial Transport Procedures Manual (CTPM), available at www.cvse.ca, are incorporated into and form part of the conditions of this permit.

**A. For Term or Single Trip Permits with Maximum Overall Width 3.2 m,
Maximum Overall Height 4.3 m (Term)* and 4.88 m (Single Trip)*, and/or
Maximum Overall (Loaded) Length 25 m for Combinations and 16.0 m for Single Vehicles**

* 5.33 m Overall Height (Term or Single Trip) in the Peace River Region

Basic Travel Time Window: Travel at any time on any day

CATEGORY 'A' RESTRICTIONS

Time	N/A
Location	<ol style="list-style-type: none"> In the Lower Mainland: <ul style="list-style-type: none"> No travel on the First Narrows (Lions Gate) Bridge No travel on the Pattullo Bridge No height in excess of 4.15 m through the George Massey Tunnel on Hwy 99 No height in excess of 4.3 m on Hwy 1 west of Abbotsford In the Kootenays: <ul style="list-style-type: none"> No height in excess of 4.13 m eastbound through the Warfield Underpass on Hwy 3B/22 (4.56 m westbound) No height in excess of 4.3 m on Hwy 1 between Revelstoke National Park and Glacier National Park No width in excess of 2.6 m on the Waneta Bridge on Hwy 22A, just north of the US Border
Other	Poor Visibility – No travel is permitted when, because of unfavourable atmospheric conditions, persons or vehicles on the highway are not clearly discernible at a distance of 100 m.

**B. For Term or Single Trip Permits with Maximum Overall Width 3.8 m, and/or
Maximum Overall (Loaded) Length 31.0 m for Combinations (31.5 m for Structures)**

**Basic Travel Time Window: Any time and day except not on Fridays from 15:30 to 04:00 the following day,
and not on Saturdays from 21:00 to 04:00 the following day**

CATEGORY 'B' RESTRICTIONS All Category 'A' Restrictions apply, and in addition the following:

Time	<ol style="list-style-type: none"> No travel on General Holidays as defined in Chapter 3 of the CTPM, except as shown in 2 and 3. In the Lower Mainland, west of Abbotsford (Hwy 11) and south of Squamish: <ul style="list-style-type: none"> No travel on weekdays from 07:00 to 09:00 or from 15:30 to 18:00 except between Abbotsford and 104 Avenue/160 Street on Highway 1 Travel is permitted on General Holidays from 04:00 to 07:00 and from 09:00 to 14:00 In the Peace River Region, travel is permitted at any time on any day.
Location	<ol style="list-style-type: none"> In the Lower Mainland: no width in excess of 3.2m or length in excess of 27.5m through the George Massey Tunnel on Hwy 99 In the Cariboo Region, no travel on Hwy 20 from Anahim Lake to Hagensborg, except under conditions described in section 3.8.8 of the Commercial Transport Procedures Manual In the Southern Interior Region, maximum 29 m OAL on: <ul style="list-style-type: none"> Hwy 3 from the junction of 3/5 to Princeton Hwy 1 from Hope to Cache Creek Hwy 99 through the Fountain Railway underpass, 15 km NE of Lillooet
Other	Convoying – There shall be no convoying of oversize vehicles/loads except as required by the permit. Convoying means any two oversize vehicles/loads from the same company which are in transit less than 1 kilometre apart on a section of highway.



**For Single Trip Permits with Maximum Overall Width 4.4 m,
and/or Maximum Overall (Loaded) Length 40.0 m for Combinations**
**Basic Travel Time Window: Any time and day except not on Fridays and Saturdays
from 15:30 to 04:00 the following day and Sundays from 15:30 to 24:00**
(Or in the Peace: any time and day except in darkness from Friday to 00:01 Monday)

CATEGORY 'C' RESTRICTIONS All Category 'A' and 'B' Restrictions apply, and in addition the following:

- | | |
|-----------------|--|
| Time | <ol style="list-style-type: none"> 1. In the Southern Interior, on Highway 1 between Hope and Cache Creek, no travel during the hours of darkness 2. In the Kootenays: <ul style="list-style-type: none"> • No travel on Highway 93 east of Radium from the last Friday in June to September 15, except between 03:00 and 06:00 • No travel on No. 1 Mine Road (off of Hwy 43) from Elkford to Fording River Operations between 06:00 and 08:00 and between 18:00 and 20:00 |
| Location | <ol style="list-style-type: none"> 1. On Vancouver Island, no travel on Highway 14 west of Jordan River 2. In the Lower Mainland, no travel on the Queensborough Bridge (applies to widths over 3.8 m) 3. In the Okanagan, no travel on Highway 97A between Sicamous and Grindrod 4. In the Kootenays, no travel on Highway 31 between Meadow Creek and Trout Lake 5. In the Peace River Region: <ul style="list-style-type: none"> • Maximum 36 m OAL on Hwy 97 north of the junction of 77/97 |
| Other | Overtaking –The oversize vehicle shall pull off the travelled surface of the highway wherever possible to allow following vehicles to pass. There shall be no overtaking of an over-dimensional vehicle/load on any highway by another over-dimensional vehicle/load. |

Pilot Cars:

Pilot cars must be operated in accordance with the Pilot Car Load Movement Guidelines, which is [Appendix G, 2015 Interim Traffic Management Manual for Work on Roadways](#). This includes two-way communication with the driver of the oversize load.

	Up to 3.2 m		3.21 to 3.5 m		3.51 to 3.8 m		3.81 to 4.4 m	
	Day	Dark	Day	Dark	Day	Dark	Day	Dark
Length								
Up to 27.5 m	0	0	1*	1	1	1	1***	2
27.5 to 31 m	1	1	1	1	1	1	2	2
31.1 to 36 m	1	2	1	2	1	2	2	2
36 to 40 m	2**	2	2**	2	2	2	2	2

* Or the towing vehicle must be equipped with and operate one or two amber flashing lights

** Up to 3.5 m wide, only one pilot car is required for travel over four (4) lane highways

*** Two pilot cars for travel on Highway 97 from the junction of 77/97 to the Yukon Border

Additional Pilot Car Requirements for Front or Rear Projection:

- If you are using an allowance for front projection beyond 3 m of the kingpin or beyond 6.5 m measured forward of the turn center of the front steering axle group, a minimum of one pilot car is required (unless otherwise provided for by commodity or vehicle policy).
- If you are using an allowance for rear projection beyond 6.5 m from the turn center of the rear-most axle group, a minimum of one pilot car is required (unless otherwise provided for by commodity or vehicle policy).
- A minimum of two pilot cars will be required if the load exceeds 3.8 m in width and the front projection is in excess of 3 m and/or the rear projection is in excess of 6.5 m.

For overall widths over 3.2 m, a minimum of one pilot car is required:

On Vancouver Island:

- Highway #4 from the Taylor River Bridge (40 km west of Port Alberni) to Tofino
- Highway 30 from Highway 19 to Port Alice

On the Sunshine Coast: Highway 101 from Langdale to Earl's Cove

In the Lower Mainland/Southern Interior: Highway 99 from Pemberton to Lillooet

In the Kootenays:

- Hwy 3A and 31 (Balfour-Kaslo-Galena Bay Highway)
- Hwy 33, southbound only, to approach and cross the Westbridge Bridge

In the Peace River Region: Highway 97 from Junction 77/97 to the Yukon border



Traffic Control:

Unless otherwise specified in the permit: Where traffic control is needed for the load to proceed safely, it must be performed by a certified traffic control person in accordance with the [Pilot Car Load Movement Guidelines](#), or by a Peace Officer. Out of Province pilot car operators who engage in traffic control as part of their escort duties must either be certified in BC or be able to show proof of government approved flagging training, as described in [Circular 10/16](#).

Flags:

For widths over 2.6 m, red or orange flags are required on all four corners of each load/trailer.

For travel in daylight, a red or orange flag is required on front projection over 1 m and/or rear projection over 1.2 m.

Lamps:

Overall Width

Over 2.6 m Lights on extremities, amber lamps facing forward, red lamps facing the rear, for night travel

3.21 to 3.5 m One or two amber flashing or rotating beacon(s) mounted on the truck for daylight travel
 or minimum one pilot vehicle

For travel in darkness, a white light is required on front projection over 1 m and a red light is required on rear projection over 1.2 m.

Amber lamps or beacons on the towing unit or at the rear of the vehicle or load may be used for additional safety.

Signs:

Wide load, D sign, or oversize load signs are required front and rear for vehicles/loads with overall width over 3.2 m wide.

Long load, D sign or oversize load signs are required front and rear for vehicles/loads (other than B-Trains) over 25 m long.

In addition to the terms and conditions that are stated on the permit, the policies described in the Commercial Transport Procedures Manual (CTPM), available at www.cvse.ca, are incorporated into and form part of the conditions of this permit.

For travel conditions including weather and road construction, please visit DriveBC: <http://drivebc.ca/>

For Seasonal Load Restrictions, please visit: <http://www.th.gov.bc.ca/BCHighways/loadrestrictions/loadrestrictions.htm>

<http://onlinepermitsbc.ca>

Provincial Permit Centre: 800 559-9688



Commercial Vehicle Safety and Enforcement

Q-LINE TRUCKING LTD.
RR4 CORMAN INDUSTRIAL PARK
P.O. BOX 110B
SASKATOON SK S7K 3J7

Requested by: **s.22** by Web Interface
Effective Date: January 28, 2019
Expiry Date: January 27, 2020
Issued On: January 28, 2019 at 01:18 PM PST
Last Revised On: January 28, 2019 at 01:18 PM PST
Issued By: PPC WEB

TERM OVERSIZE PERMIT

Permission is hereby granted to operate the following vehicle for the purpose and manner prescribed herein.

Commodity: GENERAL - VEHICLE AND LOADS

Vehicle Information

Plate: 152KYQ	Make: FREIGHTLINER	FR #:
Juris: SK	Year: 2019	Reg. GVW:
Short VIN: s.15	Trailer Type: Various	

Dimensions (in metres)

The dimensions set out below are general term permit sizes. Policies affecting sizes for specific commodities and vehicle types can be found in Chapters 4 and 5 of the Commercial Transport Procedures Manual.

Over-all:	Length: 31.00	Front Projection: 3.00
	Width: 3.80	Rear Overhang: 6.50
	Height: 4.30	

Vehicle Reference/Unit Number : 1268

Note: the maximum for a single vehicle is 16m in overall length.

If a T-Form restricts dimensions further than those listed on the face of a permit due to a specific commodity or vehicle configuration, the conditions of the T-Form(s) shall apply.

Fee Summary

Term Oversize:	\$360.00	THIS IS NOT AN INVOICE.
Total Fee:	----- \$360.00	THIS IS A COPY FOR YOUR RECORDS.

Note: Account holders will receive a copy of this permit for payments made ON ACCOUNT.

Conditions

IT IS AN OFFENCE TO MAKE A FALSE STATEMENT IN AN APPLICATION FOR A PERMIT.

YOU MUST HAVE READ EACH CONDITION AND PROVIDE A COPY OF EACH CONDITION TO ALL PERSONS WHO WILL BE DRIVING UNDER THE PERMIT.

NO PERSON SHALL ALTER THIS PERMIT IN ANY MANNER, UNLESS THAT PERSON IS AUTHORIZED TO DO SO BY THE MINISTER

PROVINCIAL PERMIT CENTRE

www.th.gov.bc.ca/CVSE

Contact Information:
1-800-559-9688 (toll free)
Fax: (250) 784-2426

Core Hours of Service:
6 am to 10 pm seven days a week
and most statutory holidays

Additional Permit Conditions

CVSE1070 - Permit Scope and Limitations (1 Page)

CVSE1000 - General Permit Conditions to 4.4 m OAW (3 Pages)

NO PERSON SHALL ALTER THIS PERMIT IN ANY MANNER, UNLESS THAT PERSON IS AUTHORIZED TO DO SO BY THE MINISTER

PROVINCIAL PERMIT CENTRE

www.th.gov.bc.ca/CVSE

Contact Information:

1-800-559-9688 (toll free)

Fax: (250) 784-2426

Core Hours of Service:

6 am to 10 pm seven days a week
and most statutory holidays



In addition to the terms and conditions that are stated on the permit, the policies described in the Commercial Transport Procedures Manual (CTPM), available at www.cvse.ca, are incorporated into and form part of the conditions of this permit.

In particular, see Chapter 4 for commodities information, Chapter 5 for vehicle-specific permit allowances, Chapter 6 for heavy haul and Chapter 7 for letters of authorization.

CVSE Permits are valid in British Columbia on highways under the jurisdiction of the Ministry of Transportation and Infrastructure only. If routing is specified on your permit, you must follow that routing.

1. Extraordinary Traffic

The permit shall in no way be construed as giving permission for the operation of the vehicle on any highway in contravention of any regulation, limitation or prohibition which may be made from time to time for the protection of the highway, pursuant to Section 209 of the Motor Vehicle Act, Section 11 of the Commercial Transport Act or Section 66 of the Transportation Act.

2. Notice of Suspension or Cancellation of Permit

If, in the opinion of the Minister, or any person authorized by the Minister of Transportation, the operation of the vehicle is found to be causing injury or damage to the highway, or it is found that the operation of the vehicle is not in the interests of the public, the Minister may suspend or cancel the permit. It shall be sufficient if such notice is given, verbally or otherwise, to the person owning or to the person driving or operating the vehicle, and no formal notice of suspension shall be required.

3. Permittee to Assume Liability

The permittee shall be responsible for all damages or injury to any person or persons using the highway or otherwise and for any and all loss or damage to privately owned or Crown Property which may result from the operation of the vehicle under the authority of the permit, and the permittee shall protect and save harmless the Ministry of Transportation from all loss, damage or injury resulting directly or indirectly from the operation of the vehicle.

4. Permittee to Ensure Vehicle Safety

The permittee shall be responsible for checking the vehicle for which this permit is issued to ensure that it is mechanically sound. It is the responsibility of the operator to ensure that the vehicle is not loaded in excess of the manufacturer's GVWR or the GAWR for the vehicle. This permit does not authorize the vehicle operator to exceed the manufacturer's ratings.

5. Conditions of Permit to be Complied With

If at any time the vehicle is operated and driven at a greater rate of speed, or having greater gross weight, weight on any axle or tire load, or having greater dimensions, or having tires of a smaller size or of inferior type than is stated in the permit, the permit is void.

6. Limitations and Conditions

- a) Subject to posted bridge and highway restrictions.
- b) Subject to seasonal restrictions imposed pursuant to the Transportation Act.
- c) Vehicle subject to mechanical check.
- d) For oversize vehicles or loads, applicant is responsible for all clearances.

7. Authorizations via Cities/Municipalities

If oversized/overloaded vehicles are to be operated on streets within a city or municipality, arrangements must be made in advance with the appropriate city or municipal authorities.

8. This permit, permit number or general authorization shall be produced for inspection upon demand of any peace officer or any person authorized by the Minister.

9. No person shall alter this permit in any manner, unless that person is authorized to do so by the Minister

In addition to the terms and conditions that are stated on the Permit, the policies described in the Commercial Transport Procedures Manual (CTPM), available at www.cvse.ca, are incorporated into and form part of the conditions of this permit.

In particular, see Chapter 4 for commodities information, Chapter 5 for vehicle-specific permit allowances, Chapter 6 for heavy haul and Chapter 7 for letters of authorization.

For travel conditions including weather and road construction, please visit DriveBC: <http://drivebc.ca/>

For Seasonal Load Restrictions, please visit: <http://www.th.gov.bc.ca/BCHighways/loadrestrictions/loadrestrictions.htm>

<http://onlinepermitsbc.ca> Provincial Permit Centre: 800 559-9688

**GENERAL PERMIT CONDITIONS TO 4.4 M OAW**

CVSE Permits are valid in British Columbia on highways under the jurisdiction of the Ministry of Transportation and Infrastructure only. If routing is specified on your permit, you must follow that routing. In addition to the terms and conditions that are stated on the permit, the policies described in the Commercial Transport Procedures Manual (CTPM), available at www.cvse.ca, are incorporated into and form part of the conditions of this permit.

**A. For Term or Single Trip Permits with Maximum Overall Width 3.2 m,
Maximum Overall Height 4.3 m (Term)* and 4.88 m (Single Trip)*, and/or
Maximum Overall (Loaded) Length 25 m for Combinations and 16.0 m for Single Vehicles**

* 5.33 m Overall Height (Term or Single Trip) in the Peace River Region

Basic Travel Time Window: Travel at any time on any day

CATEGORY 'A' RESTRICTIONS

Time	N/A
Location	<ol style="list-style-type: none"> In the Lower Mainland: <ul style="list-style-type: none"> No travel on the First Narrows (Lions Gate) Bridge No travel on the Pattullo Bridge No height in excess of 4.15 m through the George Massey Tunnel on Hwy 99 No height in excess of 4.3 m on Hwy 1 west of Abbotsford In the Kootenays: <ul style="list-style-type: none"> No height in excess of 4.13 m eastbound through the Warfield Underpass on Hwy 3B/22 (4.56 m westbound) No height in excess of 4.3 m on Hwy 1 between Revelstoke National Park and Glacier National Park No width in excess of 2.6 m on the Waneta Bridge on Hwy 22A, just north of the US Border
Other	Poor Visibility – No travel is permitted when, because of unfavourable atmospheric conditions, persons or vehicles on the highway are not clearly discernible at a distance of 100 m.

**B. For Term or Single Trip Permits with Maximum Overall Width 3.8 m, and/or
Maximum Overall (Loaded) Length 31.0 m for Combinations (31.5 m for Structures)**

**Basic Travel Time Window: Any time and day except not on Fridays from 15:30 to 04:00 the following day,
and not on Saturdays from 21:00 to 04:00 the following day**

CATEGORY 'B' RESTRICTIONS All Category 'A' Restrictions apply, and in addition the following:

Time	<ol style="list-style-type: none"> No travel on General Holidays as defined in Chapter 3 of the CTPM, except as shown in 2 and 3. In the Lower Mainland, west of Abbotsford (Hwy 11) and south of Squamish: <ul style="list-style-type: none"> No travel on weekdays from 07:00 to 09:00 or from 15:30 to 18:00 except between Abbotsford and 104 Avenue/160 Street on Highway 1 Travel is permitted on General Holidays from 04:00 to 07:00 and from 09:00 to 14:00 In the Peace River Region, travel is permitted at any time on any day.
Location	<ol style="list-style-type: none"> In the Lower Mainland: no width in excess of 3.2m or length in excess of 27.5m through the George Massey Tunnel on Hwy 99 In the Cariboo Region, no travel on Hwy 20 from Anahim Lake to Hagensborg, except under conditions described in section 3.8.8 of the Commercial Transport Procedures Manual In the Southern Interior Region, maximum 29 m OAL on: <ul style="list-style-type: none"> Hwy 3 from the junction of 3/5 to Princeton Hwy 1 from Hope to Cache Creek Hwy 99 through the Fountain Railway underpass, 15 km NE of Lillooet
Other	Convoying – There shall be no convoying of oversize vehicles/loads except as required by the permit. Convoying means any two oversize vehicles/loads from the same company which are in transit less than 1 kilometre apart on a section of highway.



**For Single Trip Permits with Maximum Overall Width 4.4 m,
and/or Maximum Overall (Loaded) Length 40.0 m for Combinations**
**Basic Travel Time Window: Any time and day except not on Fridays and Saturdays
from 15:30 to 04:00 the following day and Sundays from 15:30 to 24:00**
(Or in the Peace: any time and day except in darkness from Friday to 00:01 Monday)

CATEGORY 'C' RESTRICTIONS All Category 'A' and 'B' Restrictions apply, and in addition the following:

- | | |
|-----------------|--|
| Time | <ol style="list-style-type: none"> 1. In the Southern Interior, on Highway 1 between Hope and Cache Creek, no travel during the hours of darkness 2. In the Kootenays: <ul style="list-style-type: none"> • No travel on Highway 93 east of Radium from the last Friday in June to September 15, except between 03:00 and 06:00 • No travel on No. 1 Mine Road (off of Hwy 43) from Elkford to Fording River Operations between 06:00 and 08:00 and between 18:00 and 20:00 |
| Location | <ol style="list-style-type: none"> 1. On Vancouver Island, no travel on Highway 14 west of Jordan River 2. In the Lower Mainland, no travel on the Queensborough Bridge (applies to widths over 3.8 m) 3. In the Okanagan, no travel on Highway 97A between Sicamous and Grindrod 4. In the Kootenays, no travel on Highway 31 between Meadow Creek and Trout Lake 5. In the Peace River Region: <ul style="list-style-type: none"> • Maximum 36 m OAL on Hwy 97 north of the junction of 77/97 |
| Other | Overtaking –The oversize vehicle shall pull off the travelled surface of the highway wherever possible to allow following vehicles to pass. There shall be no overtaking of an over-dimensional vehicle/load on any highway by another over-dimensional vehicle/load. |

Pilot Cars:

Pilot cars must be operated in accordance with the Pilot Car Load Movement Guidelines, which is [Appendix G, 2015 Interim Traffic Management Manual for Work on Roadways](#). This includes two-way communication with the driver of the oversize load.

	Up to 3.2 m		3.21 to 3.5 m		3.51 to 3.8 m		3.81 to 4.4 m	
	Day	Dark	Day	Dark	Day	Dark	Day	Dark
Length								
Up to 27.5 m	0	0	1*	1	1	1	1***	2
27.5 to 31 m	1	1	1	1	1	1	2	2
31.1 to 36 m	1	2	1	2	1	2	2	2
36 to 40 m	2**	2	2**	2	2	2	2	2

* Or the towing vehicle must be equipped with and operate one or two amber flashing lights

** Up to 3.5 m wide, only one pilot car is required for travel over four (4) lane highways

*** Two pilot cars for travel on Highway 97 from the junction of 77/97 to the Yukon Border

Additional Pilot Car Requirements for Front or Rear Projection:

- If you are using an allowance for front projection beyond 3 m of the kingpin or beyond 6.5 m measured forward of the turn center of the front steering axle group, a minimum of one pilot car is required (unless otherwise provided for by commodity or vehicle policy).
- If you are using an allowance for rear projection beyond 6.5 m from the turn center of the rear-most axle group, a minimum of one pilot car is required (unless otherwise provided for by commodity or vehicle policy).
- A minimum of two pilot cars will be required if the load exceeds 3.8 m in width and the front projection is in excess of 3 m and/or the rear projection is in excess of 6.5 m.

For overall widths over 3.2 m, a minimum of one pilot car is required:

On Vancouver Island:

- Highway #4 from the Taylor River Bridge (40 km west of Port Alberni) to Tofino
- Highway 30 from Highway 19 to Port Alice

On the Sunshine Coast: Highway 101 from Langdale to Earl's Cove

In the Lower Mainland/Southern Interior: Highway 99 from Pemberton to Lillooet

In the Kootenays:

- Hwy 3A and 31 (Balfour-Kaslo-Galena Bay Highway)
- Hwy 33, southbound only, to approach and cross the Westbridge Bridge

In the Peace River Region: Highway 97 from Junction 77/97 to the Yukon border



Traffic Control:

Unless otherwise specified in the permit: Where traffic control is needed for the load to proceed safely, it must be performed by a certified traffic control person in accordance with the [Pilot Car Load Movement Guidelines](#), or by a Peace Officer. Out of Province pilot car operators who engage in traffic control as part of their escort duties must either be certified in BC or be able to show proof of government approved flagging training, as described in [Circular 10/16](#).

Flags:

For widths over 2.6 m, red or orange flags are required on all four corners of each load/trailer.

For travel in daylight, a red or orange flag is required on front projection over 1 m and/or rear projection over 1.2 m.

Lamps:

Overall Width

Over 2.6 m Lights on extremities, amber lamps facing forward, red lamps facing the rear, for night travel

3.21 to 3.5 m One or two amber flashing or rotating beacon(s) mounted on the truck for daylight travel
 or minimum one pilot vehicle

For travel in darkness, a white light is required on front projection over 1 m and a red light is required on rear projection over 1.2 m.

Amber lamps or beacons on the towing unit or at the rear of the vehicle or load may be used for additional safety.

Signs:

Wide load, D sign, or oversize load signs are required front and rear for vehicles/loads with overall width over 3.2 m wide.

Long load, D sign or oversize load signs are required front and rear for vehicles/loads (other than B-Trains) over 25 m long.

In addition to the terms and conditions that are stated on the permit, the policies described in the Commercial Transport Procedures Manual (CTPM), available at www.cvse.ca, are incorporated into and form part of the conditions of this permit.

For travel conditions including weather and road construction, please visit DriveBC: <http://drivebc.ca/>

For Seasonal Load Restrictions, please visit: <http://www.th.gov.bc.ca/BCHighways/loadrestrictions/loadrestrictions.htm>

<http://onlinepermitsbc.ca> **Provincial Permit Centre: 800 559-9688**



Commercial Vehicle Safety and Enforcement

Q-LINE TRUCKING LTD.
RR4 CORMAN INDUSTRIAL PARK
P.O. BOX 110B
SASKATOON SK S7K 3J7

Requested by: **s.22** by Web Interface
Effective Date: February 9, 2019
Expiry Date: May 9, 2019
Issued On: February 8, 2019 at 09:32 AM PST
Last Revised On: February 8, 2019 at 09:32 AM PST
Issued By: PPC WEB

TERM OVERSIZE PERMIT

Permission is hereby granted to operate the following vehicle for the purpose and manner prescribed herein.

Commodity: GENERAL - VEHICLE AND LOADS

Vehicle Information

Plate: 649KVM	Make: KENWORTH	FR #:
Juris: SK	Year: 2019	Reg. GVW:
Short VIN: s.15	Trailer Type: Various	

Dimensions (in metres)

The dimensions set out below are general term permit sizes. Policies affecting sizes for specific commodities and vehicle types can be found in Chapters 4 and 5 of the Commercial Transport Procedures Manual.

Over-all:	Length: 31.00	Front Projection: 3.00
	Width: 3.80	Rear Overhang: 6.50
	Height: 4.30	

Vehicle Reference/Unit Number : 1092

Note: the maximum for a single vehicle is 16m in overall length.

If a T-Form restricts dimensions further than those listed on the face of a permit due to a specific commodity or vehicle configuration, the conditions of the T-Form(s) shall apply.

Fee Summary

Term Oversize:	\$90.00	THIS IS NOT AN INVOICE.
Total Fee:	----- \$90.00	THIS IS A COPY FOR YOUR RECORDS.

Note: Account holders will receive a copy of this permit for payments made ON ACCOUNT.

Conditions

IT IS AN OFFENCE TO MAKE A FALSE STATEMENT IN AN APPLICATION FOR A PERMIT.

YOU MUST HAVE READ EACH CONDITION AND PROVIDE A COPY OF EACH CONDITION TO ALL PERSONS WHO WILL BE DRIVING UNDER THE PERMIT.

NO PERSON SHALL ALTER THIS PERMIT IN ANY MANNER, UNLESS THAT PERSON IS AUTHORIZED TO DO SO BY THE MINISTER

PROVINCIAL PERMIT CENTRE

www.th.gov.bc.ca/CVSE

Contact Information:
1-800-559-9688 (toll free)
Fax: (250) 784-2426

Core Hours of Service:
6 am to 10 pm seven days a week
and most statutory holidays

Additional Permit Conditions

CVSE1070 - Permit Scope and Limitations (1 Page)

CVSE1000 - General Permit Conditions to 4.4 m OAW (3 Pages)

NO PERSON SHALL ALTER THIS PERMIT IN ANY MANNER, UNLESS THAT PERSON IS AUTHORIZED TO DO SO BY THE MINISTER

PROVINCIAL PERMIT CENTRE

www.th.gov.bc.ca/CVSE

Contact Information:

1-800-559-9688 (toll free)

Fax: (250) 784-2426

Core Hours of Service:

6 am to 10 pm seven days a week
and most statutory holidays



In addition to the terms and conditions that are stated on the permit, the policies described in the Commercial Transport Procedures Manual (CTPM), available at www.cvse.ca, are incorporated into and form part of the conditions of this permit.

In particular, see Chapter 4 for commodities information, Chapter 5 for vehicle-specific permit allowances, Chapter 6 for heavy haul and Chapter 7 for letters of authorization.

CVSE Permits are valid in British Columbia on highways under the jurisdiction of the Ministry of Transportation and Infrastructure only. If routing is specified on your permit, you must follow that routing.

1. Extraordinary Traffic

The permit shall in no way be construed as giving permission for the operation of the vehicle on any highway in contravention of any regulation, limitation or prohibition which may be made from time to time for the protection of the highway, pursuant to Section 209 of the Motor Vehicle Act, Section 11 of the Commercial Transport Act or Section 66 of the Transportation Act.

2. Notice of Suspension or Cancellation of Permit

If, in the opinion of the Minister, or any person authorized by the Minister of Transportation, the operation of the vehicle is found to be causing injury or damage to the highway, or it is found that the operation of the vehicle is not in the interests of the public, the Minister may suspend or cancel the permit. It shall be sufficient if such notice is given, verbally or otherwise, to the person owning or to the person driving or operating the vehicle, and no formal notice of suspension shall be required.

3. Permittee to Assume Liability

The permittee shall be responsible for all damages or injury to any person or persons using the highway or otherwise and for any and all loss or damage to privately owned or Crown Property which may result from the operation of the vehicle under the authority of the permit, and the permittee shall protect and save harmless the Ministry of Transportation from all loss, damage or injury resulting directly or indirectly from the operation of the vehicle.

4. Permittee to Ensure Vehicle Safety

The permittee shall be responsible for checking the vehicle for which this permit is issued to ensure that it is mechanically sound. It is the responsibility of the operator to ensure that the vehicle is not loaded in excess of the manufacturer's GVWR or the GAWR for the vehicle. This permit does not authorize the vehicle operator to exceed the manufacturer's ratings.

5. Conditions of Permit to be Complied With

If at any time the vehicle is operated and driven at a greater rate of speed, or having greater gross weight, weight on any axle or tire load, or having greater dimensions, or having tires of a smaller size or of inferior type than is stated in the permit, the permit is void.

6. Limitations and Conditions

- a) Subject to posted bridge and highway restrictions.
- b) Subject to seasonal restrictions imposed pursuant to the Transportation Act.
- c) Vehicle subject to mechanical check.
- d) For oversize vehicles or loads, applicant is responsible for all clearances.

7. Authorizations via Cities/Municipalities

If oversized/overloaded vehicles are to be operated on streets within a city or municipality, arrangements must be made in advance with the appropriate city or municipal authorities.

8. This permit, permit number or general authorization shall be produced for inspection upon demand of any peace officer or any person authorized by the Minister.

9. No person shall alter this permit in any manner, unless that person is authorized to do so by the Minister

In addition to the terms and conditions that are stated on the Permit, the policies described in the Commercial Transport Procedures Manual (CTPM), available at www.cvse.ca, are incorporated into and form part of the conditions of this permit.

In particular, see Chapter 4 for commodities information, Chapter 5 for vehicle-specific permit allowances, Chapter 6 for heavy haul and Chapter 7 for letters of authorization.

For travel conditions including weather and road construction, please visit DriveBC: <http://drivebc.ca/>

For Seasonal Load Restrictions, please visit: <http://www.th.gov.bc.ca/BCHighways/loadrestrictions/loadrestrictions.htm>

<http://onlinepermitsbc.ca> Provincial Permit Centre: 800 559-9688



CVSE Permits are valid in British Columbia on highways under the jurisdiction of the Ministry of Transportation and Infrastructure only. If routing is specified on your permit, you must follow that routing. In addition to the terms and conditions that are stated on the permit, the policies described in the Commercial Transport Procedures Manual (CTPM), available at www.cvse.ca, are incorporated into and form part of the conditions of this permit.

**A. For Term or Single Trip Permits with Maximum Overall Width 3.2 m,
Maximum Overall Height 4.3 m (Term)* and 4.88 m (Single Trip)*, and/or
Maximum Overall (Loaded) Length 25 m for Combinations and 16.0 m for Single Vehicles**

* 5.33 m Overall Height (Term or Single Trip) in the Peace River Region

Basic Travel Time Window: Travel at any time on any day

CATEGORY 'A' RESTRICTIONS

Time	N/A
Location	<ol style="list-style-type: none"> In the Lower Mainland: <ul style="list-style-type: none"> No travel on the First Narrows (Lions Gate) Bridge No travel on the Pattullo Bridge No height in excess of 4.15 m through the George Massey Tunnel on Hwy 99 No height in excess of 4.3 m on Hwy 1 west of Abbotsford In the Kootenays: <ul style="list-style-type: none"> No height in excess of 4.13 m eastbound through the Warfield Underpass on Hwy 3B/22 (4.56 m westbound) No height in excess of 4.3 m on Hwy 1 between Revelstoke National Park and Glacier National Park No width in excess of 2.6 m on the Waneta Bridge on Hwy 22A, just north of the US Border
Other	Poor Visibility – No travel is permitted when, because of unfavourable atmospheric conditions, persons or vehicles on the highway are not clearly discernible at a distance of 100 m.

**B. For Term or Single Trip Permits with Maximum Overall Width 3.8 m, and/or
Maximum Overall (Loaded) Length 31.0 m for Combinations (31.5 m for Structures)
Basic Travel Time Window: Any time and day except not on Fridays from 15:30 to 04:00 the following day,
and not on Saturdays from 21:00 to 04:00 the following day**

CATEGORY 'B' RESTRICTIONS All Category 'A' Restrictions apply, and in addition the following:

Time	<ol style="list-style-type: none"> No travel on General Holidays as defined in Chapter 3 of the CTPM, except as shown in 2 and 3. In the Lower Mainland, west of Abbotsford (Hwy 11) and south of Squamish: <ul style="list-style-type: none"> No travel on weekdays from 07:00 to 09:00 or from 15:30 to 18:00 except between Abbotsford and 104 Avenue/160 Street on Highway 1 Travel is permitted on General Holidays from 04:00 to 07:00 and from 09:00 to 14:00 In the Peace River Region, travel is permitted at any time on any day.
Location	<ol style="list-style-type: none"> In the Lower Mainland: no width in excess of 3.2m or length in excess of 27.5m through the George Massey Tunnel on Hwy 99 In the Cariboo Region, no travel on Hwy 20 from Anahim Lake to Hagensborg, except under conditions described in section 3.8.8 of the Commercial Transport Procedures Manual In the Southern Interior Region, maximum 29 m OAL on: <ul style="list-style-type: none"> Hwy 3 from the junction of 3/5 to Princeton Hwy 1 from Hope to Cache Creek Hwy 99 through the Fountain Railway underpass, 15 km NE of Lillooet
Other	Convoying – There shall be no convoying of oversize vehicles/loads except as required by the permit. Convoying means any two oversize vehicles/loads from the same company which are in transit less than 1 kilometre apart on a section of highway.

**GENERAL PERMIT CONDITIONS TO 4.4 M OAW**

**For Single Trip Permits with Maximum Overall Width 4.4 m,
and/or Maximum Overall (Loaded) Length 40.0 m for Combinations**
**Basic Travel Time Window: Any time and day except not on Fridays and Saturdays
from 15:30 to 04:00 the following day and Sundays from 15:30 to 24:00**
(Or in the Peace: any time and day except in darkness from Friday to 00:01 Monday)

CATEGORY 'C' RESTRICTIONS All Category 'A' and 'B' Restrictions apply, and in addition the following:

- Time**
1. In the Southern Interior, on Highway 1 between Hope and Cache Creek, no travel during the hours of darkness
 2. In the Kootenays:
 - No travel on Highway 93 east of Radium from the last Friday in June to September 15, except between 03:00 and 06:00
 - No travel on No. 1 Mine Road (off of Hwy 43) from Elkford to Fording River Operations between 06:00 and 08:00 and between 18:00 and 20:00
- Location**
1. On Vancouver Island, no travel on Highway 14 west of Jordan River
 2. In the Lower Mainland, no travel on the Queensborough Bridge (applies to widths over 3.8 m)
 3. In the Okanagan, no travel on Highway 97A between Sicamous and Grindrod
 4. In the Kootenays, no travel on Highway 31 between Meadow Creek and Trout Lake
 5. In the Peace River Region:
 - Maximum 36 m OAL on Hwy 97 north of the junction of 77/97
- Other**
- Overtaking –The oversize vehicle shall pull off the travelled surface of the highway wherever possible to allow following vehicles to pass. There shall be no overtaking of an over-dimensional vehicle/load on any highway by another over-dimensional vehicle/load.

Pilot Cars:

Pilot cars must be operated in accordance with the Pilot Car Load Movement Guidelines, which is [Appendix G, 2015 Interim Traffic Management Manual for Work on Roadways](#). This includes two-way communication with the driver of the oversize load.

	Up to 3.2 m		3.21 to 3.5 m		3.51 to 3.8 m		3.81 to 4.4 m	
	Day	Dark	Day	Dark	Day	Dark	Day	Dark
Length								
Up to 27.5 m	0	0	1*	1	1	1	1***	2
27.5 to 31 m	1	1	1	1	1	1	2	2
31.1 to 36 m	1	2	1	2	1	2	2	2
36 to 40 m	2**	2	2**	2	2	2	2	2

* Or the towing vehicle must be equipped with and operate one or two amber flashing lights

** Up to 3.5 m wide, only one pilot car is required for travel over four (4) lane highways

*** Two pilot cars for travel on Highway 97 from the junction of 77/97 to the Yukon Border

Additional Pilot Car Requirements for Front or Rear Projection:

- If you are using an allowance for front projection beyond 3 m of the kingpin or beyond 6.5 m measured forward of the turn center of the front steering axle group, a minimum of one pilot car is required (unless otherwise provided for by commodity or vehicle policy).
- If you are using an allowance for rear projection beyond 6.5 m from the turn center of the rear-most axle group, a minimum of one pilot car is required (unless otherwise provided for by commodity or vehicle policy).
- A minimum of two pilot cars will be required if the load exceeds 3.8 m in width and the front projection is in excess of 3 m and/or the rear projection is in excess of 6.5 m.

For overall widths over 3.2 m, a minimum of one pilot car is required:

On Vancouver Island:

- Highway #4 from the Taylor River Bridge (40 km west of Port Alberni) to Tofino
- Highway 30 from Highway 19 to Port Alice

On the Sunshine Coast: Highway 101 from Langdale to Earl's Cove

In the Lower Mainland/Southern Interior: Highway 99 from Pemberton to Lillooet

In the Kootenays:

- Hwy 3A and 31 (Balfour-Kaslo-Galena Bay Highway)
- Hwy 33, southbound only, to approach and cross the Westbridge Bridge

In the Peace River Region: Highway 97 from Junction 77/97 to the Yukon border



Traffic Control:

Unless otherwise specified in the permit: Where traffic control is needed for the load to proceed safely, it must be performed by a certified traffic control person in accordance with the [Pilot Car Load Movement Guidelines](#), or by a Peace Officer. Out of Province pilot car operators who engage in traffic control as part of their escort duties must either be certified in BC or be able to show proof of government approved flagging training, as described in [Circular 10/16](#).

Flags:

For widths over 2.6 m, red or orange flags are required on all four corners of each load/trailer.

For travel in daylight, a red or orange flag is required on front projection over 1 m and/or rear projection over 1.2 m.

Lamps:

Overall Width

Over 2.6 m Lights on extremities, amber lamps facing forward, red lamps facing the rear, for night travel

3.21 to 3.5 m One or two amber flashing or rotating beacon(s) mounted on the truck for daylight travel
 or minimum one pilot vehicle

For travel in darkness, a white light is required on front projection over 1 m and a red light is required on rear projection over 1.2 m.

Amber lamps or beacons on the towing unit or at the rear of the vehicle or load may be used for additional safety.

Signs:

Wide load, D sign, or oversize load signs are required front and rear for vehicles/loads with overall width over 3.2 m wide.

Long load, D sign or oversize load signs are required front and rear for vehicles/loads (other than B-Trains) over 25 m long.

In addition to the terms and conditions that are stated on the permit, the policies described in the Commercial Transport Procedures Manual (CTPM), available at www.cvse.ca, are incorporated into and form part of the conditions of this permit.

For travel conditions including weather and road construction, please visit DriveBC: <http://drivebc.ca/>

For Seasonal Load Restrictions, please visit: <http://www.th.gov.bc.ca/BCHighways/loadrestrictions/loadrestrictions.htm>

<http://onlinepermitsbc.ca> **Provincial Permit Centre: 800 559-9688**



Commercial Vehicle Safety and Enforcement

Q-LINE TRUCKING LTD.
RR4 CORMAN INDUSTRIAL PARK
P.O. BOX 110B
SASKATOON SK S7K 3J7

Requested by: **s.22** by Web Interface
Effective Date: February 8, 2019
Expiry Date: May 8, 2019
Issued On: February 8, 2019 at 12:29 PM PST
Last Revised On: February 8, 2019 at 12:29 PM PST
Issued By: PPC WEB

TERM OVERSIZE PERMIT

Permission is hereby granted to operate the following vehicle for the purpose and manner prescribed herein.

Commodity: GENERAL - VEHICLE AND LOADS

Vehicle Information

Plate: 284IJV	Make: WESTERN STAR	FR #:
Juris: SK	Year: 2013	Reg. GVW:
Short VIN: s.15	Trailer Type: Various	

Dimensions (in metres)

The dimensions set out below are general term permit sizes. Policies affecting sizes for specific commodities and vehicle types can be found in Chapters 4 and 5 of the Commercial Transport Procedures Manual.

Over-all:	Length: 31.00	Front Projection: 3.00
	Width: 3.80	Rear Overhang: 6.50
	Height: 4.30	

Vehicle Reference/Unit Number : 782

Note: the maximum for a single vehicle is 16m in overall length.

If a T-Form restricts dimensions further than those listed on the face of a permit due to a specific commodity or vehicle configuration, the conditions of the T-Form(s) shall apply.

Fee Summary

Term Oversize:	\$90.00	THIS IS NOT AN INVOICE.
Total Fee:	----- \$90.00	THIS IS A COPY FOR YOUR RECORDS.

Note: Account holders will receive a copy of this permit for payments made ON ACCOUNT.

Conditions

IT IS AN OFFENCE TO MAKE A FALSE STATEMENT IN AN APPLICATION FOR A PERMIT.

YOU MUST HAVE READ EACH CONDITION AND PROVIDE A COPY OF EACH CONDITION TO ALL PERSONS WHO WILL BE DRIVING UNDER THE PERMIT.

NO PERSON SHALL ALTER THIS PERMIT IN ANY MANNER, UNLESS THAT PERSON IS AUTHORIZED TO DO SO BY THE MINISTER

PROVINCIAL PERMIT CENTRE

www.th.gov.bc.ca/CVSE

Contact Information:
1-800-559-9688 (toll free)
Fax: (250) 784-2426

Core Hours of Service:
6 am to 10 pm seven days a week
and most statutory holidays

Additional Permit Conditions

CVSE1070 - Permit Scope and Limitations (1 Page)

CVSE1000 - General Permit Conditions to 4.4 m OAW (3 Pages)

NO PERSON SHALL ALTER THIS PERMIT IN ANY MANNER, UNLESS THAT PERSON IS AUTHORIZED TO DO SO BY THE MINISTER

PROVINCIAL PERMIT CENTRE

www.th.gov.bc.ca/CVSE

Contact Information:

1-800-559-9688 (toll free)

Fax: (250) 784-2426

Core Hours of Service:

6 am to 10 pm seven days a week
and most statutory holidays



In addition to the terms and conditions that are stated on the permit, the policies described in the Commercial Transport Procedures Manual (CTPM), available at www.cvse.ca, are incorporated into and form part of the conditions of this permit.

In particular, see Chapter 4 for commodities information, Chapter 5 for vehicle-specific permit allowances, Chapter 6 for heavy haul and Chapter 7 for letters of authorization.

CVSE Permits are valid in British Columbia on highways under the jurisdiction of the Ministry of Transportation and Infrastructure only. If routing is specified on your permit, you must follow that routing.

1. Extraordinary Traffic

The permit shall in no way be construed as giving permission for the operation of the vehicle on any highway in contravention of any regulation, limitation or prohibition which may be made from time to time for the protection of the highway, pursuant to Section 209 of the Motor Vehicle Act, Section 11 of the Commercial Transport Act or Section 66 of the Transportation Act.

2. Notice of Suspension or Cancellation of Permit

If, in the opinion of the Minister, or any person authorized by the Minister of Transportation, the operation of the vehicle is found to be causing injury or damage to the highway, or it is found that the operation of the vehicle is not in the interests of the public, the Minister may suspend or cancel the permit. It shall be sufficient if such notice is given, verbally or otherwise, to the person owning or to the person driving or operating the vehicle, and no formal notice of suspension shall be required.

3. Permittee to Assume Liability

The permittee shall be responsible for all damages or injury to any person or persons using the highway or otherwise and for any and all loss or damage to privately owned or Crown Property which may result from the operation of the vehicle under the authority of the permit, and the permittee shall protect and save harmless the Ministry of Transportation from all loss, damage or injury resulting directly or indirectly from the operation of the vehicle.

4. Permittee to Ensure Vehicle Safety

The permittee shall be responsible for checking the vehicle for which this permit is issued to ensure that it is mechanically sound. It is the responsibility of the operator to ensure that the vehicle is not loaded in excess of the manufacturer's GVWR or the GAWR for the vehicle. This permit does not authorize the vehicle operator to exceed the manufacturer's ratings.

5. Conditions of Permit to be Complied With

If at any time the vehicle is operated and driven at a greater rate of speed, or having greater gross weight, weight on any axle or tire load, or having greater dimensions, or having tires of a smaller size or of inferior type than is stated in the permit, the permit is void.

6. Limitations and Conditions

- a) Subject to posted bridge and highway restrictions.
- b) Subject to seasonal restrictions imposed pursuant to the Transportation Act.
- c) Vehicle subject to mechanical check.
- d) For oversize vehicles or loads, applicant is responsible for all clearances.

7. Authorizations via Cities/Municipalities

If oversized/overloaded vehicles are to be operated on streets within a city or municipality, arrangements must be made in advance with the appropriate city or municipal authorities.

8. This permit, permit number or general authorization shall be produced for inspection upon demand of any peace officer or any person authorized by the Minister.

9. No person shall alter this permit in any manner, unless that person is authorized to do so by the Minister

In addition to the terms and conditions that are stated on the Permit, the policies described in the Commercial Transport Procedures Manual (CTPM), available at www.cvse.ca, are incorporated into and form part of the conditions of this permit.

In particular, see Chapter 4 for commodities information, Chapter 5 for vehicle-specific permit allowances, Chapter 6 for heavy haul and Chapter 7 for letters of authorization.

For travel conditions including weather and road construction, please visit DriveBC: <http://drivebc.ca/>

For Seasonal Load Restrictions, please visit: <http://www.th.gov.bc.ca/BCHighways/loadrestrictions/loadrestrictions.htm>

<http://onlinepermitsbc.ca> Provincial Permit Centre: 800 559-9688



CVSE Permits are valid in British Columbia on highways under the jurisdiction of the Ministry of Transportation and Infrastructure only. If routing is specified on your permit, you must follow that routing. In addition to the terms and conditions that are stated on the permit, the policies described in the Commercial Transport Procedures Manual (CTPM), available at www.cvse.ca, are incorporated into and form part of the conditions of this permit.

**A. For Term or Single Trip Permits with Maximum Overall Width 3.2 m,
Maximum Overall Height 4.3 m (Term)* and 4.88 m (Single Trip)*, and/or
Maximum Overall (Loaded) Length 25 m for Combinations and 16.0 m for Single Vehicles**

* 5.33 m Overall Height (Term or Single Trip) in the Peace River Region

Basic Travel Time Window: Travel at any time on any day

CATEGORY 'A' RESTRICTIONS

Time	N/A
Location	<ol style="list-style-type: none"> In the Lower Mainland: <ul style="list-style-type: none"> No travel on the First Narrows (Lions Gate) Bridge No travel on the Pattullo Bridge No height in excess of 4.15 m through the George Massey Tunnel on Hwy 99 No height in excess of 4.3 m on Hwy 1 west of Abbotsford In the Kootenays: <ul style="list-style-type: none"> No height in excess of 4.13 m eastbound through the Warfield Underpass on Hwy 3B/22 (4.56 m westbound) No height in excess of 4.3 m on Hwy 1 between Revelstoke National Park and Glacier National Park No width in excess of 2.6 m on the Waneta Bridge on Hwy 22A, just north of the US Border
Other	Poor Visibility – No travel is permitted when, because of unfavourable atmospheric conditions, persons or vehicles on the highway are not clearly discernible at a distance of 100 m.

**B. For Term or Single Trip Permits with Maximum Overall Width 3.8 m, and/or
Maximum Overall (Loaded) Length 31.0 m for Combinations (31.5 m for Structures)
Basic Travel Time Window: Any time and day except not on Fridays from 15:30 to 04:00 the following day,
and not on Saturdays from 21:00 to 04:00 the following day**

CATEGORY 'B' RESTRICTIONS All Category 'A' Restrictions apply, and in addition the following:

Time	<ol style="list-style-type: none"> No travel on General Holidays as defined in Chapter 3 of the CTPM, except as shown in 2 and 3. In the Lower Mainland, west of Abbotsford (Hwy 11) and south of Squamish: <ul style="list-style-type: none"> No travel on weekdays from 07:00 to 09:00 or from 15:30 to 18:00 except between Abbotsford and 104 Avenue/160 Street on Highway 1 Travel is permitted on General Holidays from 04:00 to 07:00 and from 09:00 to 14:00 In the Peace River Region, travel is permitted at any time on any day.
Location	<ol style="list-style-type: none"> In the Lower Mainland: no width in excess of 3.2m or length in excess of 27.5m through the George Massey Tunnel on Hwy 99 In the Cariboo Region, no travel on Hwy 20 from Anahim Lake to Hagensborg, except under conditions described in section 3.8.8 of the Commercial Transport Procedures Manual In the Southern Interior Region, maximum 29 m OAL on: <ul style="list-style-type: none"> Hwy 3 from the junction of 3/5 to Princeton Hwy 1 from Hope to Cache Creek Hwy 99 through the Fountain Railway underpass, 15 km NE of Lillooet
Other	Convoying – There shall be no convoying of oversize vehicles/loads except as required by the permit. Convoying means any two oversize vehicles/loads from the same company which are in transit less than 1 kilometre apart on a section of highway.



**For Single Trip Permits with Maximum Overall Width 4.4 m,
and/or Maximum Overall (Loaded) Length 40.0 m for Combinations**
**Basic Travel Time Window: Any time and day except not on Fridays and Saturdays
from 15:30 to 04:00 the following day and Sundays from 15:30 to 24:00**
(Or in the Peace: any time and day except in darkness from Friday to 00:01 Monday)

CATEGORY 'C' RESTRICTIONS All Category 'A' and 'B' Restrictions apply, and in addition the following:

- | | |
|-----------------|--|
| Time | <ol style="list-style-type: none"> 1. In the Southern Interior, on Highway 1 between Hope and Cache Creek, no travel during the hours of darkness 2. In the Kootenays: <ul style="list-style-type: none"> • No travel on Highway 93 east of Radium from the last Friday in June to September 15, except between 03:00 and 06:00 • No travel on No. 1 Mine Road (off of Hwy 43) from Elkford to Fording River Operations between 06:00 and 08:00 and between 18:00 and 20:00 |
| Location | <ol style="list-style-type: none"> 1. On Vancouver Island, no travel on Highway 14 west of Jordan River 2. In the Lower Mainland, no travel on the Queensborough Bridge (applies to widths over 3.8 m) 3. In the Okanagan, no travel on Highway 97A between Sicamous and Grindrod 4. In the Kootenays, no travel on Highway 31 between Meadow Creek and Trout Lake 5. In the Peace River Region: <ul style="list-style-type: none"> • Maximum 36 m OAL on Hwy 97 north of the junction of 77/97 |
| Other | Overtaking –The oversize vehicle shall pull off the travelled surface of the highway wherever possible to allow following vehicles to pass. There shall be no overtaking of an over-dimensional vehicle/load on any highway by another over-dimensional vehicle/load. |

Pilot Cars:

Pilot cars must be operated in accordance with the Pilot Car Load Movement Guidelines, which is [Appendix G, 2015 Interim Traffic Management Manual for Work on Roadways](#). This includes two-way communication with the driver of the oversize load.

	Up to 3.2 m		3.21 to 3.5 m		3.51 to 3.8 m		3.81 to 4.4 m	
	Day	Dark	Day	Dark	Day	Dark	Day	Dark
Length								
Up to 27.5 m	0	0	1*	1	1	1	1***	2
27.5 to 31 m	1	1	1	1	1	1	2	2
31.1 to 36 m	1	2	1	2	1	2	2	2
36 to 40 m	2**	2	2**	2	2	2	2	2

* Or the towing vehicle must be equipped with and operate one or two amber flashing lights

** Up to 3.5 m wide, only one pilot car is required for travel over four (4) lane highways

*** Two pilot cars for travel on Highway 97 from the junction of 77/97 to the Yukon Border

Additional Pilot Car Requirements for Front or Rear Projection:

- If you are using an allowance for front projection beyond 3 m of the kingpin or beyond 6.5 m measured forward of the turn center of the front steering axle group, a minimum of one pilot car is required (unless otherwise provided for by commodity or vehicle policy).
- If you are using an allowance for rear projection beyond 6.5 m from the turn center of the rear-most axle group, a minimum of one pilot car is required (unless otherwise provided for by commodity or vehicle policy).
- A minimum of two pilot cars will be required if the load exceeds 3.8 m in width and the front projection is in excess of 3 m and/or the rear projection is in excess of 6.5 m.

For overall widths over 3.2 m, a minimum of one pilot car is required:

On Vancouver Island:

- Highway #4 from the Taylor River Bridge (40 km west of Port Alberni) to Tofino
- Highway 30 from Highway 19 to Port Alice

On the Sunshine Coast: Highway 101 from Langdale to Earl's Cove

In the Lower Mainland/Southern Interior: Highway 99 from Pemberton to Lillooet

In the Kootenays:

- Hwy 3A and 31 (Balfour-Kaslo-Galena Bay Highway)
- Hwy 33, southbound only, to approach and cross the Westbridge Bridge

In the Peace River Region: Highway 97 from Junction 77/97 to the Yukon border



Traffic Control:

Unless otherwise specified in the permit: Where traffic control is needed for the load to proceed safely, it must be performed by a certified traffic control person in accordance with the [Pilot Car Load Movement Guidelines](#), or by a Peace Officer. Out of Province pilot car operators who engage in traffic control as part of their escort duties must either be certified in BC or be able to show proof of government approved flagging training, as described in [Circular 10/16](#).

Flags:

For widths over 2.6 m, red or orange flags are required on all four corners of each load/trailer.

For travel in daylight, a red or orange flag is required on front projection over 1 m and/or rear projection over 1.2 m.

Lamps:

Overall Width

Over 2.6 m Lights on extremities, amber lamps facing forward, red lamps facing the rear, for night travel

3.21 to 3.5 m One or two amber flashing or rotating beacon(s) mounted on the truck for daylight travel
 or minimum one pilot vehicle

For travel in darkness, a white light is required on front projection over 1 m and a red light is required on rear projection over 1.2 m.

Amber lamps or beacons on the towing unit or at the rear of the vehicle or load may be used for additional safety.

Signs:

Wide load, D sign, or oversize load signs are required front and rear for vehicles/loads with overall width over 3.2 m wide.

Long load, D sign or oversize load signs are required front and rear for vehicles/loads (other than B-Trains) over 25 m long.

In addition to the terms and conditions that are stated on the permit, the policies described in the Commercial Transport Procedures Manual (CTPM), available at www.cvse.ca, are incorporated into and form part of the conditions of this permit.

For travel conditions including weather and road construction, please visit DriveBC: <http://drivebc.ca/>

For Seasonal Load Restrictions, please visit: <http://www.th.gov.bc.ca/BCHighways/loadrestrictions/loadrestrictions.htm>

<http://onlinepermitsbc.ca> **Provincial Permit Centre: 800 559-9688**



Commercial Vehicle Safety and Enforcement

Q-LINE TRUCKING LTD.
RR4 CORMAN INDUSTRIAL PARK
P.O. BOX 110B
SASKATOON SK S7K 3J7

Requested by: **s.22** by Web Interface
Effective Date: February 11, 2019
Expiry Date: May 11, 2019
Issued On: February 8, 2019 at 12:51 PM PST
Last Revised On: February 8, 2019 at 12:51 PM PST
Issued By: PPC WEB

TERM OVERSIZE PERMIT

Permission is hereby granted to operate the following vehicle for the purpose and manner prescribed herein.

Commodity: GENERAL - VEHICLE AND LOADS

Vehicle Information

Plate: 294KYQ	Make: PETERBILT	FR #:
Juris: SK	Year: 2019	Reg. GVW:
Short VIN: s.15	Trailer Type: Various	

Dimensions (in metres)

The dimensions set out below are general term permit sizes. Policies affecting sizes for specific commodities and vehicle types can be found in Chapters 4 and 5 of the Commercial Transport Procedures Manual.

Over-all:	Length: 31.00	Front Projection: 3.00
	Width: 3.80	Rear Overhang: 6.50
	Height: 4.30	

Vehicle Reference/Unit Number : 1250

Note: the maximum for a single vehicle is 16m in overall length.

If a T-Form restricts dimensions further than those listed on the face of a permit due to a specific commodity or vehicle configuration, the conditions of the T-Form(s) shall apply.

Fee Summary

Term Oversize:	\$90.00	THIS IS NOT AN INVOICE.
Total Fee:	----- \$90.00	THIS IS A COPY FOR YOUR RECORDS.

Note: Account holders will receive a copy of this permit for payments made ON ACCOUNT.

Conditions

IT IS AN OFFENCE TO MAKE A FALSE STATEMENT IN AN APPLICATION FOR A PERMIT.

YOU MUST HAVE READ EACH CONDITION AND PROVIDE A COPY OF EACH CONDITION TO ALL PERSONS WHO WILL BE DRIVING UNDER THE PERMIT.

NO PERSON SHALL ALTER THIS PERMIT IN ANY MANNER, UNLESS THAT PERSON IS AUTHORIZED TO DO SO BY THE MINISTER

PROVINCIAL PERMIT CENTRE

www.th.gov.bc.ca/CVSE

Contact Information:
1-800-559-9688 (toll free)
Fax: (250) 784-2426

Core Hours of Service:
6 am to 10 pm seven days a week
and most statutory holidays

Additional Permit Conditions

CVSE1070 - Permit Scope and Limitations (1 Page)

CVSE1000 - General Permit Conditions to 4.4 m OAW (3 Pages)

NO PERSON SHALL ALTER THIS PERMIT IN ANY MANNER, UNLESS THAT PERSON IS AUTHORIZED TO DO SO BY THE MINISTER

PROVINCIAL PERMIT CENTRE

www.th.gov.bc.ca/CVSE

Contact Information:

1-800-559-9688 (toll free)

Fax: (250) 784-2426

Core Hours of Service:

6 am to 10 pm seven days a week
and most statutory holidays



In addition to the terms and conditions that are stated on the permit, the policies described in the Commercial Transport Procedures Manual (CTPM), available at www.cvse.ca, are incorporated into and form part of the conditions of this permit.

In particular, see Chapter 4 for commodities information, Chapter 5 for vehicle-specific permit allowances, Chapter 6 for heavy haul and Chapter 7 for letters of authorization.

CVSE Permits are valid in British Columbia on highways under the jurisdiction of the Ministry of Transportation and Infrastructure only. If routing is specified on your permit, you must follow that routing.

1. Extraordinary Traffic

The permit shall in no way be construed as giving permission for the operation of the vehicle on any highway in contravention of any regulation, limitation or prohibition which may be made from time to time for the protection of the highway, pursuant to Section 209 of the Motor Vehicle Act, Section 11 of the Commercial Transport Act or Section 66 of the Transportation Act.

2. Notice of Suspension or Cancellation of Permit

If, in the opinion of the Minister, or any person authorized by the Minister of Transportation, the operation of the vehicle is found to be causing injury or damage to the highway, or it is found that the operation of the vehicle is not in the interests of the public, the Minister may suspend or cancel the permit. It shall be sufficient if such notice is given, verbally or otherwise, to the person owning or to the person driving or operating the vehicle, and no formal notice of suspension shall be required.

3. Permittee to Assume Liability

The permittee shall be responsible for all damages or injury to any person or persons using the highway or otherwise and for any and all loss or damage to privately owned or Crown Property which may result from the operation of the vehicle under the authority of the permit, and the permittee shall protect and save harmless the Ministry of Transportation from all loss, damage or injury resulting directly or indirectly from the operation of the vehicle.

4. Permittee to Ensure Vehicle Safety

The permittee shall be responsible for checking the vehicle for which this permit is issued to ensure that it is mechanically sound. It is the responsibility of the operator to ensure that the vehicle is not loaded in excess of the manufacturer's GVWR or the GAWR for the vehicle. This permit does not authorize the vehicle operator to exceed the manufacturer's ratings.

5. Conditions of Permit to be Complied With

If at any time the vehicle is operated and driven at a greater rate of speed, or having greater gross weight, weight on any axle or tire load, or having greater dimensions, or having tires of a smaller size or of inferior type than is stated in the permit, the permit is void.

6. Limitations and Conditions

- Subject to posted bridge and highway restrictions.
- Subject to seasonal restrictions imposed pursuant to the Transportation Act.
- Vehicle subject to mechanical check.
- For oversize vehicles or loads, applicant is responsible for all clearances.

7. Authorizations via Cities/Municipalities

If oversized/overloaded vehicles are to be operated on streets within a city or municipality, arrangements must be made in advance with the appropriate city or municipal authorities.

8. This permit, permit number or general authorization shall be produced for inspection upon demand of any peace officer or any person authorized by the Minister.

9. No person shall alter this permit in any manner, unless that person is authorized to do so by the Minister

In addition to the terms and conditions that are stated on the Permit, the policies described in the Commercial Transport Procedures Manual (CTPM), available at www.cvse.ca, are incorporated into and form part of the conditions of this permit.

In particular, see Chapter 4 for commodities information, Chapter 5 for vehicle-specific permit allowances, Chapter 6 for heavy haul and Chapter 7 for letters of authorization.

For travel conditions including weather and road construction, please visit DriveBC: <http://drivebc.ca/>

For Seasonal Load Restrictions, please visit: <http://www.th.gov.bc.ca/BCHighways/loadrestrictions/loadrestrictions.htm>

<http://onlinepermitsbc.ca> Provincial Permit Centre: 800 559-9688

**GENERAL PERMIT CONDITIONS TO 4.4 M OAW**

CVSE Permits are valid in British Columbia on highways under the jurisdiction of the Ministry of Transportation and Infrastructure only. If routing is specified on your permit, you must follow that routing. In addition to the terms and conditions that are stated on the permit, the policies described in the Commercial Transport Procedures Manual (CTPM), available at www.cvse.ca, are incorporated into and form part of the conditions of this permit.

**A. For Term or Single Trip Permits with Maximum Overall Width 3.2 m,
Maximum Overall Height 4.3 m (Term)* and 4.88 m (Single Trip)*, and/or
Maximum Overall (Loaded) Length 25 m for Combinations and 16.0 m for Single Vehicles**

* 5.33 m Overall Height (Term or Single Trip) in the Peace River Region

Basic Travel Time Window: Travel at any time on any day

CATEGORY 'A' RESTRICTIONS

Time	N/A
Location	<ol style="list-style-type: none"> In the Lower Mainland: <ul style="list-style-type: none"> No travel on the First Narrows (Lions Gate) Bridge No travel on the Pattullo Bridge No height in excess of 4.15 m through the George Massey Tunnel on Hwy 99 No height in excess of 4.3 m on Hwy 1 west of Abbotsford In the Kootenays: <ul style="list-style-type: none"> No height in excess of 4.13 m eastbound through the Warfield Underpass on Hwy 3B/22 (4.56 m westbound) No height in excess of 4.3 m on Hwy 1 between Revelstoke National Park and Glacier National Park No width in excess of 2.6 m on the Waneta Bridge on Hwy 22A, just north of the US Border
Other	Poor Visibility – No travel is permitted when, because of unfavourable atmospheric conditions, persons or vehicles on the highway are not clearly discernible at a distance of 100 m.

**B. For Term or Single Trip Permits with Maximum Overall Width 3.8 m, and/or
Maximum Overall (Loaded) Length 31.0 m for Combinations (31.5 m for Structures)**

**Basic Travel Time Window: Any time and day except not on Fridays from 15:30 to 04:00 the following day,
and not on Saturdays from 21:00 to 04:00 the following day**

CATEGORY 'B' RESTRICTIONS All Category 'A' Restrictions apply, and in addition the following:

Time	<ol style="list-style-type: none"> No travel on General Holidays as defined in Chapter 3 of the CTPM, except as shown in 2 and 3. In the Lower Mainland, west of Abbotsford (Hwy 11) and south of Squamish: <ul style="list-style-type: none"> No travel on weekdays from 07:00 to 09:00 or from 15:30 to 18:00 except between Abbotsford and 104 Avenue/160 Street on Highway 1 Travel is permitted on General Holidays from 04:00 to 07:00 and from 09:00 to 14:00 In the Peace River Region, travel is permitted at any time on any day.
Location	<ol style="list-style-type: none"> In the Lower Mainland: no width in excess of 3.2m or length in excess of 27.5m through the George Massey Tunnel on Hwy 99 In the Cariboo Region, no travel on Hwy 20 from Anahim Lake to Hagensborg, except under conditions described in section 3.8.8 of the Commercial Transport Procedures Manual In the Southern Interior Region, maximum 29 m OAL on: <ul style="list-style-type: none"> Hwy 3 from the junction of 3/5 to Princeton Hwy 1 from Hope to Cache Creek Hwy 99 through the Fountain Railway underpass, 15 km NE of Lillooet
Other	Convoying – There shall be no convoying of oversize vehicles/loads except as required by the permit. Convoying means any two oversize vehicles/loads from the same company which are in transit less than 1 kilometre apart on a section of highway.



**For Single Trip Permits with Maximum Overall Width 4.4 m,
and/or Maximum Overall (Loaded) Length 40.0 m for Combinations**
**Basic Travel Time Window: Any time and day except not on Fridays and Saturdays
from 15:30 to 04:00 the following day and Sundays from 15:30 to 24:00**
(Or in the Peace: any time and day except in darkness from Friday to 00:01 Monday)

CATEGORY 'C' RESTRICTIONS All Category 'A' and 'B' Restrictions apply, and in addition the following:

- | | |
|-----------------|--|
| Time | <ol style="list-style-type: none"> 1. In the Southern Interior, on Highway 1 between Hope and Cache Creek, no travel during the hours of darkness 2. In the Kootenays: <ul style="list-style-type: none"> • No travel on Highway 93 east of Radium from the last Friday in June to September 15, except between 03:00 and 06:00 • No travel on No. 1 Mine Road (off of Hwy 43) from Elkford to Fording River Operations between 06:00 and 08:00 and between 18:00 and 20:00 |
| Location | <ol style="list-style-type: none"> 1. On Vancouver Island, no travel on Highway 14 west of Jordan River 2. In the Lower Mainland, no travel on the Queensborough Bridge (applies to widths over 3.8 m) 3. In the Okanagan, no travel on Highway 97A between Sicamous and Grindrod 4. In the Kootenays, no travel on Highway 31 between Meadow Creek and Trout Lake 5. In the Peace River Region: <ul style="list-style-type: none"> • Maximum 36 m OAL on Hwy 97 north of the junction of 77/97 |
| Other | Overtaking –The oversize vehicle shall pull off the travelled surface of the highway wherever possible to allow following vehicles to pass. There shall be no overtaking of an over-dimensional vehicle/load on any highway by another over-dimensional vehicle/load. |

Pilot Cars:

Pilot cars must be operated in accordance with the Pilot Car Load Movement Guidelines, which is [Appendix G, 2015 Interim Traffic Management Manual for Work on Roadways](#). This includes two-way communication with the driver of the oversize load.

	Up to 3.2 m		3.21 to 3.5 m		3.51 to 3.8 m		3.81 to 4.4 m	
	Day	Dark	Day	Dark	Day	Dark	Day	Dark
Length								
Up to 27.5 m	0	0	1*	1	1	1	1***	2
27.5 to 31 m	1	1	1	1	1	1	2	2
31.1 to 36 m	1	2	1	2	1	2	2	2
36 to 40 m	2**	2	2**	2	2	2	2	2

* Or the towing vehicle must be equipped with and operate one or two amber flashing lights

** Up to 3.5 m wide, only one pilot car is required for travel over four (4) lane highways

*** Two pilot cars for travel on Highway 97 from the junction of 77/97 to the Yukon Border

Additional Pilot Car Requirements for Front or Rear Projection:

- If you are using an allowance for front projection beyond 3 m of the kingpin or beyond 6.5 m measured forward of the turn center of the front steering axle group, a minimum of one pilot car is required (unless otherwise provided for by commodity or vehicle policy).
- If you are using an allowance for rear projection beyond 6.5 m from the turn center of the rear-most axle group, a minimum of one pilot car is required (unless otherwise provided for by commodity or vehicle policy).
- A minimum of two pilot cars will be required if the load exceeds 3.8 m in width and the front projection is in excess of 3 m and/or the rear projection is in excess of 6.5 m.

For overall widths over 3.2 m, a minimum of one pilot car is required:

On Vancouver Island:

- Highway #4 from the Taylor River Bridge (40 km west of Port Alberni) to Tofino
- Highway 30 from Highway 19 to Port Alice

On the Sunshine Coast: Highway 101 from Langdale to Earl's Cove

In the Lower Mainland/Southern Interior: Highway 99 from Pemberton to Lillooet

In the Kootenays:

- Hwy 3A and 31 (Balfour-Kaslo-Galena Bay Highway)
- Hwy 33, southbound only, to approach and cross the Westbridge Bridge

In the Peace River Region: Highway 97 from Junction 77/97 to the Yukon border



Traffic Control:

Unless otherwise specified in the permit: Where traffic control is needed for the load to proceed safely, it must be performed by a certified traffic control person in accordance with the [Pilot Car Load Movement Guidelines](#), or by a Peace Officer. Out of Province pilot car operators who engage in traffic control as part of their escort duties must either be certified in BC or be able to show proof of government approved flagging training, as described in [Circular 10/16](#).

Flags:

For widths over 2.6 m, red or orange flags are required on all four corners of each load/trailer.

For travel in daylight, a red or orange flag is required on front projection over 1 m and/or rear projection over 1.2 m.

Lamps:

Overall Width

Over 2.6 m Lights on extremities, amber lamps facing forward, red lamps facing the rear, for night travel

3.21 to 3.5 m One or two amber flashing or rotating beacon(s) mounted on the truck for daylight travel
 or minimum one pilot vehicle

For travel in darkness, a white light is required on front projection over 1 m and a red light is required on rear projection over 1.2 m.

Amber lamps or beacons on the towing unit or at the rear of the vehicle or load may be used for additional safety.

Signs:

Wide load, D sign, or oversize load signs are required front and rear for vehicles/loads with overall width over 3.2 m wide.

Long load, D sign or oversize load signs are required front and rear for vehicles/loads (other than B-Trains) over 25 m long.

In addition to the terms and conditions that are stated on the permit, the policies described in the Commercial Transport Procedures Manual (CTPM), available at www.cvse.ca, are incorporated into and form part of the conditions of this permit.

For travel conditions including weather and road construction, please visit DriveBC: <http://drivebc.ca/>

For Seasonal Load Restrictions, please visit: <http://www.th.gov.bc.ca/BCHighways/loadrestrictions/loadrestrictions.htm>

<http://onlinepermitsbc.ca> **Provincial Permit Centre: 800 559-9688**



Commercial Vehicle Safety and Enforcement

Q-LINE TRUCKING LTD.
RR4 CORMAN INDUSTRIAL PARK
P.O. BOX 110B
SASKATOON SK S7K 3J7

Requested by: **s.22** by Web Interface
Effective Date: February 14, 2019
Expiry Date: May 14, 2019
Issued On: February 14, 2019 at 06:25 AM PST
Last Revised On: February 14, 2019 at 06:25 AM PST
Issued By: PPC WEB

TERM OVERSIZE PERMIT

Permission is hereby granted to operate the following vehicle for the purpose and manner prescribed herein.

Commodity: GENERAL - VEHICLE AND LOADS

Vehicle Information

Plate: 661IUH	Make: WESTERN STAR	FR #:
Juris: SK	Year: 2014	Reg. GVW:
Short VIN: s.15	Trailer Type: Various	

Dimensions (in metres)

The dimensions set out below are general term permit sizes. Policies affecting sizes for specific commodities and vehicle types can be found in Chapters 4 and 5 of the Commercial Transport Procedures Manual.

Over-all:	Length: 31.00	Front Projection: 3.00
	Width: 3.80	Rear Overhang: 6.50
	Height: 4.30	

Vehicle Reference/Unit Number : 875

Note: the maximum for a single vehicle is 16m in overall length.

If a T-Form restricts dimensions further than those listed on the face of a permit due to a specific commodity or vehicle configuration, the conditions of the T-Form(s) shall apply.

Fee Summary

Term Oversize:	\$90.00	THIS IS NOT AN INVOICE.
Total Fee:	----- \$90.00	THIS IS A COPY FOR YOUR RECORDS.

Note: Account holders will receive a copy of this permit for payments made ON ACCOUNT.

Conditions

IT IS AN OFFENCE TO MAKE A FALSE STATEMENT IN AN APPLICATION FOR A PERMIT.

YOU MUST HAVE READ EACH CONDITION AND PROVIDE A COPY OF EACH CONDITION TO ALL PERSONS WHO WILL BE DRIVING UNDER THE PERMIT.

NO PERSON SHALL ALTER THIS PERMIT IN ANY MANNER, UNLESS THAT PERSON IS AUTHORIZED TO DO SO BY THE MINISTER

PROVINCIAL PERMIT CENTRE

www.th.gov.bc.ca/CVSE

Contact Information:
1-800-559-9688 (toll free)
Fax: (250) 784-2426

Core Hours of Service:
6 am to 10 pm seven days a week
and most statutory holidays

Additional Permit Conditions

CVSE1070 - Permit Scope and Limitations (1 Page)

CVSE1000 - General Permit Conditions to 4.4 m OAW (3 Pages)

NO PERSON SHALL ALTER THIS PERMIT IN ANY MANNER, UNLESS THAT PERSON IS AUTHORIZED TO DO SO BY THE MINISTER

PROVINCIAL PERMIT CENTRE

www.th.gov.bc.ca/CVSE

Contact Information:

1-800-559-9688 (toll free)

Fax: (250) 784-2426

Core Hours of Service:

6 am to 10 pm seven days a week
and most statutory holidays



In addition to the terms and conditions that are stated on the permit, the policies described in the Commercial Transport Procedures Manual (CTPM), available at www.cvse.ca, are incorporated into and form part of the conditions of this permit.

In particular, see Chapter 4 for commodities information, Chapter 5 for vehicle-specific permit allowances, Chapter 6 for heavy haul and Chapter 7 for letters of authorization.

CVSE Permits are valid in British Columbia on highways under the jurisdiction of the Ministry of Transportation and Infrastructure only. If routing is specified on your permit, you must follow that routing.

1. Extraordinary Traffic

The permit shall in no way be construed as giving permission for the operation of the vehicle on any highway in contravention of any regulation, limitation or prohibition which may be made from time to time for the protection of the highway, pursuant to Section 209 of the Motor Vehicle Act, Section 11 of the Commercial Transport Act or Section 66 of the Transportation Act.

2. Notice of Suspension or Cancellation of Permit

If, in the opinion of the Minister, or any person authorized by the Minister of Transportation, the operation of the vehicle is found to be causing injury or damage to the highway, or it is found that the operation of the vehicle is not in the interests of the public, the Minister may suspend or cancel the permit. It shall be sufficient if such notice is given, verbally or otherwise, to the person owning or to the person driving or operating the vehicle, and no formal notice of suspension shall be required.

3. Permittee to Assume Liability

The permittee shall be responsible for all damages or injury to any person or persons using the highway or otherwise and for any and all loss or damage to privately owned or Crown Property which may result from the operation of the vehicle under the authority of the permit, and the permittee shall protect and save harmless the Ministry of Transportation from all loss, damage or injury resulting directly or indirectly from the operation of the vehicle.

4. Permittee to Ensure Vehicle Safety

The permittee shall be responsible for checking the vehicle for which this permit is issued to ensure that it is mechanically sound. It is the responsibility of the operator to ensure that the vehicle is not loaded in excess of the manufacturer's GVWR or the GAWR for the vehicle. This permit does not authorize the vehicle operator to exceed the manufacturer's ratings.

5. Conditions of Permit to be Complied With

If at any time the vehicle is operated and driven at a greater rate of speed, or having greater gross weight, weight on any axle or tire load, or having greater dimensions, or having tires of a smaller size or of inferior type than is stated in the permit, the permit is void.

6. Limitations and Conditions

- Subject to posted bridge and highway restrictions.
- Subject to seasonal restrictions imposed pursuant to the Transportation Act.
- Vehicle subject to mechanical check.
- For oversize vehicles or loads, applicant is responsible for all clearances.

7. Authorizations via Cities/Municipalities

If oversized/overloaded vehicles are to be operated on streets within a city or municipality, arrangements must be made in advance with the appropriate city or municipal authorities.

8. This permit, permit number or general authorization shall be produced for inspection upon demand of any peace officer or any person authorized by the Minister.

9. No person shall alter this permit in any manner, unless that person is authorized to do so by the Minister

In addition to the terms and conditions that are stated on the Permit, the policies described in the Commercial Transport Procedures Manual (CTPM), available at www.cvse.ca, are incorporated into and form part of the conditions of this permit.

In particular, see Chapter 4 for commodities information, Chapter 5 for vehicle-specific permit allowances, Chapter 6 for heavy haul and Chapter 7 for letters of authorization.

For travel conditions including weather and road construction, please visit DriveBC: <http://drivebc.ca/>

For Seasonal Load Restrictions, please visit: <http://www.th.gov.bc.ca/BCHighways/loadrestrictions/loadrestrictions.htm>

<http://onlinepermitsbc.ca> Provincial Permit Centre: 800 559-9688

**GENERAL PERMIT CONDITIONS TO 4.4 M OAW**

CVSE Permits are valid in British Columbia on highways under the jurisdiction of the Ministry of Transportation and Infrastructure only. If routing is specified on your permit, you must follow that routing. In addition to the terms and conditions that are stated on the permit, the policies described in the Commercial Transport Procedures Manual (CTPM), available at www.cvse.ca, are incorporated into and form part of the conditions of this permit.

**A. For Term or Single Trip Permits with Maximum Overall Width 3.2 m,
Maximum Overall Height 4.3 m (Term)* and 4.88 m (Single Trip)*, and/or
Maximum Overall (Loaded) Length 25 m for Combinations and 16.0 m for Single Vehicles**

* 5.33 m Overall Height (Term or Single Trip) in the Peace River Region

Basic Travel Time Window: Travel at any time on any day

CATEGORY 'A' RESTRICTIONS

Time	N/A
Location	<ol style="list-style-type: none"> In the Lower Mainland: <ul style="list-style-type: none"> No travel on the First Narrows (Lions Gate) Bridge No travel on the Pattullo Bridge No height in excess of 4.15 m through the George Massey Tunnel on Hwy 99 No height in excess of 4.3 m on Hwy 1 west of Abbotsford In the Kootenays: <ul style="list-style-type: none"> No height in excess of 4.13 m eastbound through the Warfield Underpass on Hwy 3B/22 (4.56 m westbound) No height in excess of 4.3 m on Hwy 1 between Revelstoke National Park and Glacier National Park No width in excess of 2.6 m on the Waneta Bridge on Hwy 22A, just north of the US Border
Other	Poor Visibility – No travel is permitted when, because of unfavourable atmospheric conditions, persons or vehicles on the highway are not clearly discernible at a distance of 100 m.

**B. For Term or Single Trip Permits with Maximum Overall Width 3.8 m, and/or
Maximum Overall (Loaded) Length 31.0 m for Combinations (31.5 m for Structures)**

**Basic Travel Time Window: Any time and day except not on Fridays from 15:30 to 04:00 the following day,
and not on Saturdays from 21:00 to 04:00 the following day**

CATEGORY 'B' RESTRICTIONS All Category 'A' Restrictions apply, and in addition the following:

Time	<ol style="list-style-type: none"> No travel on General Holidays as defined in Chapter 3 of the CTPM, except as shown in 2 and 3. In the Lower Mainland, west of Abbotsford (Hwy 11) and south of Squamish: <ul style="list-style-type: none"> No travel on weekdays from 07:00 to 09:00 or from 15:30 to 18:00 except between Abbotsford and 104 Avenue/160 Street on Highway 1 Travel is permitted on General Holidays from 04:00 to 07:00 and from 09:00 to 14:00 In the Peace River Region, travel is permitted at any time on any day.
Location	<ol style="list-style-type: none"> In the Lower Mainland: no width in excess of 3.2m or length in excess of 27.5m through the George Massey Tunnel on Hwy 99 In the Cariboo Region, no travel on Hwy 20 from Anahim Lake to Hagensborg, except under conditions described in section 3.8.8 of the Commercial Transport Procedures Manual In the Southern Interior Region, maximum 29 m OAL on: <ul style="list-style-type: none"> Hwy 3 from the junction of 3/5 to Princeton Hwy 1 from Hope to Cache Creek Hwy 99 through the Fountain Railway underpass, 15 km NE of Lillooet
Other	Convoying – There shall be no convoying of oversize vehicles/loads except as required by the permit. Convoying means any two oversize vehicles/loads from the same company which are in transit less than 1 kilometre apart on a section of highway.



**For Single Trip Permits with Maximum Overall Width 4.4 m,
and/or Maximum Overall (Loaded) Length 40.0 m for Combinations**
**Basic Travel Time Window: Any time and day except not on Fridays and Saturdays
from 15:30 to 04:00 the following day and Sundays from 15:30 to 24:00**
(Or in the Peace: any time and day except in darkness from Friday to 00:01 Monday)

CATEGORY 'C' RESTRICTIONS All Category 'A' and 'B' Restrictions apply, and in addition the following:

- Time**
1. In the Southern Interior, on Highway 1 between Hope and Cache Creek, no travel during the hours of darkness
 2. In the Kootenays:
 - No travel on Highway 93 east of Radium from the last Friday in June to September 15, except between 03:00 and 06:00
 - No travel on No. 1 Mine Road (off of Hwy 43) from Elkford to Fording River Operations between 06:00 and 08:00 and between 18:00 and 20:00
- Location**
1. On Vancouver Island, no travel on Highway 14 west of Jordan River
 2. In the Lower Mainland, no travel on the Queensborough Bridge (applies to widths over 3.8 m)
 3. In the Okanagan, no travel on Highway 97A between Sicamous and Grindrod
 4. In the Kootenays, no travel on Highway 31 between Meadow Creek and Trout Lake
 5. In the Peace River Region:
 - Maximum 36 m OAL on Hwy 97 north of the junction of 77/97
- Other**
- Overtaking –The oversize vehicle shall pull off the travelled surface of the highway wherever possible to allow following vehicles to pass. There shall be no overtaking of an over-dimensional vehicle/load on any highway by another over-dimensional vehicle/load.

Pilot Cars:

Pilot cars must be operated in accordance with the Pilot Car Load Movement Guidelines, which is [Appendix G, 2015 Interim Traffic Management Manual for Work on Roadways](#). This includes two-way communication with the driver of the oversize load.

	Up to 3.2 m		3.21 to 3.5 m		3.51 to 3.8 m		3.81 to 4.4 m	
	Day	Dark	Day	Dark	Day	Dark	Day	Dark
Length								
Up to 27.5 m	0	0	1*	1	1	1	1***	2
27.5 to 31 m	1	1	1	1	1	1	2	2
31.1 to 36 m	1	2	1	2	1	2	2	2
36 to 40 m	2**	2	2**	2	2	2	2	2

* Or the towing vehicle must be equipped with and operate one or two amber flashing lights

** Up to 3.5 m wide, only one pilot car is required for travel over four (4) lane highways

*** Two pilot cars for travel on Highway 97 from the junction of 77/97 to the Yukon Border

Additional Pilot Car Requirements for Front or Rear Projection:

- If you are using an allowance for front projection beyond 3 m of the kingpin or beyond 6.5 m measured forward of the turn center of the front steering axle group, a minimum of one pilot car is required (unless otherwise provided for by commodity or vehicle policy).
- If you are using an allowance for rear projection beyond 6.5 m from the turn center of the rear-most axle group, a minimum of one pilot car is required (unless otherwise provided for by commodity or vehicle policy).
- A minimum of two pilot cars will be required if the load exceeds 3.8 m in width and the front projection is in excess of 3 m and/or the rear projection is in excess of 6.5 m.

For overall widths over 3.2 m, a minimum of one pilot car is required:

On Vancouver Island:

- Highway #4 from the Taylor River Bridge (40 km west of Port Alberni) to Tofino
- Highway 30 from Highway 19 to Port Alice

On the Sunshine Coast: Highway 101 from Langdale to Earl's Cove

In the Lower Mainland/Southern Interior: Highway 99 from Pemberton to Lillooet

In the Kootenays:

- Hwy 3A and 31 (Balfour-Kaslo-Galena Bay Highway)
- Hwy 33, southbound only, to approach and cross the Westbridge Bridge

In the Peace River Region: Highway 97 from Junction 77/97 to the Yukon border



Traffic Control:

Unless otherwise specified in the permit: Where traffic control is needed for the load to proceed safely, it must be performed by a certified traffic control person in accordance with the [Pilot Car Load Movement Guidelines](#), or by a Peace Officer. Out of Province pilot car operators who engage in traffic control as part of their escort duties must either be certified in BC or be able to show proof of government approved flagging training, as described in [Circular 10/16](#).

Flags:

For widths over 2.6 m, red or orange flags are required on all four corners of each load/trailer.

For travel in daylight, a red or orange flag is required on front projection over 1 m and/or rear projection over 1.2 m.

Lamps:

Overall Width

Over 2.6 m Lights on extremities, amber lamps facing forward, red lamps facing the rear, for night travel

3.21 to 3.5 m One or two amber flashing or rotating beacon(s) mounted on the truck for daylight travel
 or minimum one pilot vehicle

For travel in darkness, a white light is required on front projection over 1 m and a red light is required on rear projection over 1.2 m.

Amber lamps or beacons on the towing unit or at the rear of the vehicle or load may be used for additional safety.

Signs:

Wide load, D sign, or oversize load signs are required front and rear for vehicles/loads with overall width over 3.2 m wide.

Long load, D sign or oversize load signs are required front and rear for vehicles/loads (other than B-Trains) over 25 m long.

In addition to the terms and conditions that are stated on the permit, the policies described in the Commercial Transport Procedures Manual (CTPM), available at www.cvse.ca, are incorporated into and form part of the conditions of this permit.

For travel conditions including weather and road construction, please visit DriveBC: <http://drivebc.ca/>

For Seasonal Load Restrictions, please visit: <http://www.th.gov.bc.ca/BCHighways/loadrestrictions/loadrestrictions.htm>

<http://onlinepermitsbc.ca> **Provincial Permit Centre: 800 559-9688**



Commercial Vehicle Safety and Enforcement

Q-LINE TRUCKING LTD.
RR4 CORMAN INDUSTRIAL PARK
P.O. BOX 110B
SASKATOON SK S7K 3J7

Requested by: **s.22** by Phone
Effective Date: February 18, 2019
Expiry Date: March 19, 2019
Issued On: February 18, 2019 at 11:37 AM PST
Last Revised On: February 18, 2019 at 11:37 AM PST
Issued By: BC Provincial Permit Centre

TERM OVERSIZE PERMIT

Permission is hereby granted to operate the following vehicle for the purpose and manner prescribed herein.

Commodity: NON REDUCIBLE LOADS

Vehicle Information

Plate: 725JED	Make: WESTERNSTAR	FR #:
Juris: SK	Year: 2012	Reg. GVW:
Short VIN: s.15	Trailer Type: Various	

Dimensions (in metres)

The dimensions set out below are general term permit sizes. Policies affecting sizes for specific commodities and vehicle types can be found in Chapters 4 and 5 of the Commercial Transport Procedures Manual.

Over-all:	Length: 31.00	Front Projection: 3.00
	Width: 3.80	Rear Overhang: 6.50
	Height: 4.30	

UNIT # 937

If a T-Form restricts dimensions further than those listed on the face of a permit due to a specific commodity or vehicle configuration, the conditions of the T-Form(s) shall apply.

Fee Summary

Term Oversize:	\$30.00	THIS IS NOT AN INVOICE.
Total Fee:	----- \$30.00	THIS IS A COPY FOR YOUR RECORDS.

Note: Account holders will receive a copy of this permit for payments made ON ACCOUNT.

Conditions

IT IS AN OFFENCE TO MAKE A FALSE STATEMENT IN AN APPLICATION FOR A PERMIT.

YOU MUST HAVE READ EACH CONDITION AND PROVIDE A COPY OF EACH CONDITION TO ALL PERSONS WHO WILL BE DRIVING UNDER THE PERMIT.

NO PERSON SHALL ALTER THIS PERMIT IN ANY MANNER, UNLESS THAT PERSON IS AUTHORIZED TO DO SO BY THE MINISTER

PROVINCIAL PERMIT CENTRE

www.th.gov.bc.ca/CVSE

Contact Information:
1-800-559-9688 (toll free)
Fax: (250) 784-2426

Core Hours of Service:
6 am to 10 pm seven days a week
and most statutory holidays

Additional Permit Conditions

CVSE1070 - Permit Scope and Limitations (1 Page)

CVSE1000 - General Permit Conditions to 4.4 m OAW (3 Pages)

NO PERSON SHALL ALTER THIS PERMIT IN ANY MANNER, UNLESS THAT PERSON IS AUTHORIZED TO DO SO BY THE MINISTER

PROVINCIAL PERMIT CENTRE

www.th.gov.bc.ca/CVSE

Contact Information:

1-800-559-9688 (toll free)

Fax: (250) 784-2426

Core Hours of Service:

6 am to 10 pm seven days a week
and most statutory holidays



In addition to the terms and conditions that are stated on the permit, the policies described in the Commercial Transport Procedures Manual (CTPM), available at www.cvse.ca, are incorporated into and form part of the conditions of this permit.

In particular, see Chapter 4 for commodities information, Chapter 5 for vehicle-specific permit allowances, Chapter 6 for heavy haul and Chapter 7 for letters of authorization.

CVSE Permits are valid in British Columbia on highways under the jurisdiction of the Ministry of Transportation and Infrastructure only. If routing is specified on your permit, you must follow that routing.

1. Extraordinary Traffic

The permit shall in no way be construed as giving permission for the operation of the vehicle on any highway in contravention of any regulation, limitation or prohibition which may be made from time to time for the protection of the highway, pursuant to Section 209 of the Motor Vehicle Act, Section 11 of the Commercial Transport Act or Section 66 of the Transportation Act.

2. Notice of Suspension or Cancellation of Permit

If, in the opinion of the Minister, or any person authorized by the Minister of Transportation, the operation of the vehicle is found to be causing injury or damage to the highway, or it is found that the operation of the vehicle is not in the interests of the public, the Minister may suspend or cancel the permit. It shall be sufficient if such notice is given, verbally or otherwise, to the person owning or to the person driving or operating the vehicle, and no formal notice of suspension shall be required.

3. Permittee to Assume Liability

The permittee shall be responsible for all damages or injury to any person or persons using the highway or otherwise and for any and all loss or damage to privately owned or Crown Property which may result from the operation of the vehicle under the authority of the permit, and the permittee shall protect and save harmless the Ministry of Transportation from all loss, damage or injury resulting directly or indirectly from the operation of the vehicle.

4. Permittee to Ensure Vehicle Safety

The permittee shall be responsible for checking the vehicle for which this permit is issued to ensure that it is mechanically sound. It is the responsibility of the operator to ensure that the vehicle is not loaded in excess of the manufacturer's GVWR or the GAWR for the vehicle. This permit does not authorize the vehicle operator to exceed the manufacturer's ratings.

5. Conditions of Permit to be Complied With

If at any time the vehicle is operated and driven at a greater rate of speed, or having greater gross weight, weight on any axle or tire load, or having greater dimensions, or having tires of a smaller size or of inferior type than is stated in the permit, the permit is void.

6. Limitations and Conditions

- a) Subject to posted bridge and highway restrictions.
- b) Subject to seasonal restrictions imposed pursuant to the Transportation Act.
- c) Vehicle subject to mechanical check.
- d) For oversize vehicles or loads, applicant is responsible for all clearances.

7. Authorizations via Cities/Municipalities

If oversized/overloaded vehicles are to be operated on streets within a city or municipality, arrangements must be made in advance with the appropriate city or municipal authorities.

8. This permit, permit number or general authorization shall be produced for inspection upon demand of any peace officer or any person authorized by the Minister.

9. No person shall alter this permit in any manner, unless that person is authorized to do so by the Minister

In addition to the terms and conditions that are stated on the Permit, the policies described in the Commercial Transport Procedures Manual (CTPM), available at www.cvse.ca, are incorporated into and form part of the conditions of this permit.

In particular, see Chapter 4 for commodities information, Chapter 5 for vehicle-specific permit allowances, Chapter 6 for heavy haul and Chapter 7 for letters of authorization.

For travel conditions including weather and road construction, please visit DriveBC: <http://drivebc.ca/>

For Seasonal Load Restrictions, please visit: <http://www.th.gov.bc.ca/BCHighways/loadrestrictions/loadrestrictions.htm>

<http://onlinepermitsbc.ca> Provincial Permit Centre: 800 559-9688



CVSE Permits are valid in British Columbia on highways under the jurisdiction of the Ministry of Transportation and Infrastructure only. If routing is specified on your permit, you must follow that routing. In addition to the terms and conditions that are stated on the permit, the policies described in the Commercial Transport Procedures Manual (CTPM), available at www.cvse.ca, are incorporated into and form part of the conditions of this permit.

**A. For Term or Single Trip Permits with Maximum Overall Width 3.2 m,
Maximum Overall Height 4.3 m (Term)* and 4.88 m (Single Trip)*, and/or
Maximum Overall (Loaded) Length 25 m for Combinations and 16.0 m for Single Vehicles**

* 5.33 m Overall Height (Term or Single Trip) in the Peace River Region

Basic Travel Time Window: Travel at any time on any day

CATEGORY 'A' RESTRICTIONS

Time	N/A
Location	<ol style="list-style-type: none"> In the Lower Mainland: <ul style="list-style-type: none"> No travel on the First Narrows (Lions Gate) Bridge No travel on the Pattullo Bridge No height in excess of 4.15 m through the George Massey Tunnel on Hwy 99 No height in excess of 4.3 m on Hwy 1 west of Abbotsford In the Kootenays: <ul style="list-style-type: none"> No height in excess of 4.13 m eastbound through the Warfield Underpass on Hwy 3B/22 (4.56 m westbound) No height in excess of 4.3 m on Hwy 1 between Revelstoke National Park and Glacier National Park No width in excess of 2.6 m on the Waneta Bridge on Hwy 22A, just north of the US Border
Other	Poor Visibility – No travel is permitted when, because of unfavourable atmospheric conditions, persons or vehicles on the highway are not clearly discernible at a distance of 100 m.

**B. For Term or Single Trip Permits with Maximum Overall Width 3.8 m, and/or
Maximum Overall (Loaded) Length 31.0 m for Combinations (31.5 m for Structures)
Basic Travel Time Window: Any time and day except not on Fridays from 15:30 to 04:00 the following day,
and not on Saturdays from 21:00 to 04:00 the following day**

CATEGORY 'B' RESTRICTIONS All Category 'A' Restrictions apply, and in addition the following:

Time	<ol style="list-style-type: none"> No travel on General Holidays as defined in Chapter 3 of the CTPM, except as shown in 2 and 3. In the Lower Mainland, west of Abbotsford (Hwy 11) and south of Squamish: <ul style="list-style-type: none"> No travel on weekdays from 07:00 to 09:00 or from 15:30 to 18:00 except between Abbotsford and 104 Avenue/160 Street on Highway 1 Travel is permitted on General Holidays from 04:00 to 07:00 and from 09:00 to 14:00 In the Peace River Region, travel is permitted at any time on any day.
Location	<ol style="list-style-type: none"> In the Lower Mainland: no width in excess of 3.2m or length in excess of 27.5m through the George Massey Tunnel on Hwy 99 In the Cariboo Region, no travel on Hwy 20 from Anahim Lake to Hagensborg, except under conditions described in section 3.8.8 of the Commercial Transport Procedures Manual In the Southern Interior Region, maximum 29 m OAL on: <ul style="list-style-type: none"> Hwy 3 from the junction of 3/5 to Princeton Hwy 1 from Hope to Cache Creek Hwy 99 through the Fountain Railway underpass, 15 km NE of Lillooet
Other	Convoying – There shall be no convoying of oversize vehicles/loads except as required by the permit. Convoying means any two oversize vehicles/loads from the same company which are in transit less than 1 kilometre apart on a section of highway.



**For Single Trip Permits with Maximum Overall Width 4.4 m,
and/or Maximum Overall (Loaded) Length 40.0 m for Combinations**
**Basic Travel Time Window: Any time and day except not on Fridays and Saturdays
from 15:30 to 04:00 the following day and Sundays from 15:30 to 24:00**
(Or in the Peace: any time and day except in darkness from Friday to 00:01 Monday)

CATEGORY 'C' RESTRICTIONS All Category 'A' and 'B' Restrictions apply, and in addition the following:

Time	<ol style="list-style-type: none"> 1. In the Southern Interior, on Highway 1 between Hope and Cache Creek, no travel during the hours of darkness 2. In the Kootenays: <ul style="list-style-type: none"> • No travel on Highway 93 east of Radium from the last Friday in June to September 15, except between 03:00 and 06:00 • No travel on No. 1 Mine Road (off of Hwy 43) from Elkford to Fording River Operations between 06:00 and 08:00 and between 18:00 and 20:00
Location	<ol style="list-style-type: none"> 1. On Vancouver Island, no travel on Highway 14 west of Jordan River 2. In the Lower Mainland, no travel on the Queensborough Bridge (applies to widths over 3.8 m) 3. In the Okanagan, no travel on Highway 97A between Sicamous and Grindrod 4. In the Kootenays, no travel on Highway 31 between Meadow Creek and Trout Lake 5. In the Peace River Region: <ul style="list-style-type: none"> • Maximum 36 m OAL on Hwy 97 north of the junction of 77/97
Other	Overtaking –The oversize vehicle shall pull off the travelled surface of the highway wherever possible to allow following vehicles to pass. There shall be no overtaking of an over-dimensional vehicle/load on any highway by another over-dimensional vehicle/load.

Pilot Cars:

Pilot cars must be operated in accordance with the Pilot Car Load Movement Guidelines, which is [Appendix G, 2015 Interim Traffic Management Manual for Work on Roadways](#). This includes two-way communication with the driver of the oversize load.

	Up to 3.2 m		3.21 to 3.5 m		3.51 to 3.8 m		3.81 to 4.4 m	
	Day	Dark	Day	Dark	Day	Dark	Day	Dark
Length								
Up to 27.5 m	0	0	1*	1	1	1	1***	2
27.5 to 31 m	1	1	1	1	1	1	2	2
31.1 to 36 m	1	2	1	2	1	2	2	2
36 to 40 m	2**	2	2**	2	2	2	2	2

* Or the towing vehicle must be equipped with and operate one or two amber flashing lights

** Up to 3.5 m wide, only one pilot car is required for travel over four (4) lane highways

*** Two pilot cars for travel on Highway 97 from the junction of 77/97 to the Yukon Border

Additional Pilot Car Requirements for Front or Rear Projection:

- If you are using an allowance for front projection beyond 3 m of the kingpin or beyond 6.5 m measured forward of the turn center of the front steering axle group, a minimum of one pilot car is required (unless otherwise provided for by commodity or vehicle policy).
- If you are using an allowance for rear projection beyond 6.5 m from the turn center of the rear-most axle group, a minimum of one pilot car is required (unless otherwise provided for by commodity or vehicle policy).
- A minimum of two pilot cars will be required if the load exceeds 3.8 m in width and the front projection is in excess of 3 m and/or the rear projection is in excess of 6.5 m.

For overall widths over 3.2 m, a minimum of one pilot car is required:

On Vancouver Island:

- Highway #4 from the Taylor River Bridge (40 km west of Port Alberni) to Tofino
- Highway 30 from Highway 19 to Port Alice

On the Sunshine Coast: Highway 101 from Langdale to Earl's Cove

In the Lower Mainland/Southern Interior: Highway 99 from Pemberton to Lillooet

In the Kootenays:

- Hwy 3A and 31 (Balfour-Kaslo-Galena Bay Highway)
- Hwy 33, southbound only, to approach and cross the Westbridge Bridge

In the Peace River Region: Highway 97 from Junction 77/97 to the Yukon border



Traffic Control:

Unless otherwise specified in the permit: Where traffic control is needed for the load to proceed safely, it must be performed by a certified traffic control person in accordance with the [Pilot Car Load Movement Guidelines](#), or by a Peace Officer. Out of Province pilot car operators who engage in traffic control as part of their escort duties must either be certified in BC or be able to show proof of government approved flagging training, as described in [Circular 10/16](#).

Flags:

For widths over 2.6 m, red or orange flags are required on all four corners of each load/trailer.

For travel in daylight, a red or orange flag is required on front projection over 1 m and/or rear projection over 1.2 m.

Lamps:

Overall Width

Over 2.6 m Lights on extremities, amber lamps facing forward, red lamps facing the rear, for night travel

3.21 to 3.5 m One or two amber flashing or rotating beacon(s) mounted on the truck for daylight travel
 or minimum one pilot vehicle

For travel in darkness, a white light is required on front projection over 1 m and a red light is required on rear projection over 1.2 m.

Amber lamps or beacons on the towing unit or at the rear of the vehicle or load may be used for additional safety.

Signs:

Wide load, D sign, or oversize load signs are required front and rear for vehicles/loads with overall width over 3.2 m wide.

Long load, D sign or oversize load signs are required front and rear for vehicles/loads (other than B-Trains) over 25 m long.

In addition to the terms and conditions that are stated on the permit, the policies described in the Commercial Transport Procedures Manual (CTPM), available at www.cvse.ca, are incorporated into and form part of the conditions of this permit.

For travel conditions including weather and road construction, please visit DriveBC: <http://drivebc.ca/>

For Seasonal Load Restrictions, please visit: <http://www.th.gov.bc.ca/BCHighways/loadrestrictions/loadrestrictions.htm>

<http://onlinepermitsbc.ca> **Provincial Permit Centre: 800 559-9688**



Commercial Vehicle Safety and Enforcement

Q-LINE TRUCKING LTD.
RR4 CORMAN INDUSTRIAL PARK
P.O. BOX 110B
SASKATOON SK S7K 3J7

Requested by: **s.22** - by Web Interface
Effective Date: February 22, 2019
Expiry Date: February 21, 2020
Issued On: February 22, 2019 at 07:14 AM PST
Last Revised On: February 22, 2019 at 07:14 AM PST
Issued By: PPC WEB

TERM OVERSIZE PERMIT

Permission is hereby granted to operate the following vehicle for the purpose and manner prescribed herein.

Commodity: GENERAL - VEHICLE AND LOADS

Vehicle Information

Plate: 155KYQ	Make: FREIGHTLINER	FR #:
Juris: SK	Year: 2019	Reg. GVW:
Short VIN: s.15	Trailer Type: Various	

Dimensions (in metres)

The dimensions set out below are general term permit sizes. Policies affecting sizes for specific commodities and vehicle types can be found in Chapters 4 and 5 of the Commercial Transport Procedures Manual.

Over-all:	Length: 31.00	Front Projection: 3.00
	Width: 3.80	Rear Overhang: 6.50
	Height: 4.30	

Vehicle Reference/Unit Number : 1269

Note: the maximum for a single vehicle is 16m in overall length.

If a T-Form restricts dimensions further than those listed on the face of a permit due to a specific commodity or vehicle configuration, the conditions of the T-Form(s) shall apply.

Fee Summary

Term Oversize:	\$360.00	THIS IS NOT AN INVOICE.
Total Fee:	----- \$360.00	THIS IS A COPY FOR YOUR RECORDS.

Note: Account holders will receive a copy of this permit for payments made ON ACCOUNT.

Conditions

IT IS AN OFFENCE TO MAKE A FALSE STATEMENT IN AN APPLICATION FOR A PERMIT.

YOU MUST HAVE READ EACH CONDITION AND PROVIDE A COPY OF EACH CONDITION TO ALL PERSONS WHO WILL BE DRIVING UNDER THE PERMIT.

NO PERSON SHALL ALTER THIS PERMIT IN ANY MANNER, UNLESS THAT PERSON IS AUTHORIZED TO DO SO BY THE MINISTER

PROVINCIAL PERMIT CENTRE

www.th.gov.bc.ca/CVSE

Contact Information:
1-800-559-9688 (toll free)
Fax: (250) 784-2426

Core Hours of Service:
6 am to 10 pm seven days a week
and most statutory holidays



Additional Permit Conditions

CVSE1070 - Permit Scope and Limitations (1 Page)

CVSE1000 - General Permit Conditions to 4.4 m OAW (3 Pages)

NO PERSON SHALL ALTER THIS PERMIT IN ANY MANNER, UNLESS THAT PERSON IS AUTHORIZED TO DO SO BY THE MINISTER

PROVINCIAL PERMIT CENTRE

www.th.gov.bc.ca/CVSE

Contact Information:

1-800-559-9688 (toll free)

Fax: (250) 784-2426

Core Hours of Service:

6 am to 10 pm seven days a week
and most statutory holidays



In addition to the terms and conditions that are stated on the permit, the policies described in the Commercial Transport Procedures Manual (CTPM), available at www.cvse.ca, are incorporated into and form part of the conditions of this permit.

In particular, see Chapter 4 for commodities information, Chapter 5 for vehicle-specific permit allowances, Chapter 6 for heavy haul and Chapter 7 for letters of authorization.

CVSE Permits are valid in British Columbia on highways under the jurisdiction of the Ministry of Transportation and Infrastructure only. If routing is specified on your permit, you must follow that routing.

1. Extraordinary Traffic

The permit shall in no way be construed as giving permission for the operation of the vehicle on any highway in contravention of any regulation, limitation or prohibition which may be made from time to time for the protection of the highway, pursuant to Section 209 of the Motor Vehicle Act, Section 11 of the Commercial Transport Act or Section 66 of the Transportation Act.

2. Notice of Suspension or Cancellation of Permit

If, in the opinion of the Minister, or any person authorized by the Minister of Transportation, the operation of the vehicle is found to be causing injury or damage to the highway, or it is found that the operation of the vehicle is not in the interests of the public, the Minister may suspend or cancel the permit. It shall be sufficient if such notice is given, verbally or otherwise, to the person owning or to the person driving or operating the vehicle, and no formal notice of suspension shall be required.

3. Permittee to Assume Liability

The permittee shall be responsible for all damages or injury to any person or persons using the highway or otherwise and for any and all loss or damage to privately owned or Crown Property which may result from the operation of the vehicle under the authority of the permit, and the permittee shall protect and save harmless the Ministry of Transportation from all loss, damage or injury resulting directly or indirectly from the operation of the vehicle.

4. Permittee to Ensure Vehicle Safety

The permittee shall be responsible for checking the vehicle for which this permit is issued to ensure that it is mechanically sound. It is the responsibility of the operator to ensure that the vehicle is not loaded in excess of the manufacturer's GVWR or the GAWR for the vehicle. This permit does not authorize the vehicle operator to exceed the manufacturer's ratings.

5. Conditions of Permit to be Complied With

If at any time the vehicle is operated and driven at a greater rate of speed, or having greater gross weight, weight on any axle or tire load, or having greater dimensions, or having tires of a smaller size or of inferior type than is stated in the permit, the permit is void.

6. Limitations and Conditions

- a) Subject to posted bridge and highway restrictions.
- b) Subject to seasonal restrictions imposed pursuant to the Transportation Act.
- c) Vehicle subject to mechanical check.
- d) For oversize vehicles or loads, applicant is responsible for all clearances.

7. Authorizations via Cities/Municipalities

If oversized/overloaded vehicles are to be operated on streets within a city or municipality, arrangements must be made in advance with the appropriate city or municipal authorities.

8. This permit, permit number or general authorization shall be produced for inspection upon demand of any peace officer or any person authorized by the Minister.

9. No person shall alter this permit in any manner, unless that person is authorized to do so by the Minister

In addition to the terms and conditions that are stated on the Permit, the policies described in the Commercial Transport Procedures Manual (CTPM), available at www.cvse.ca, are incorporated into and form part of the conditions of this permit.

In particular, see Chapter 4 for commodities information, Chapter 5 for vehicle-specific permit allowances, Chapter 6 for heavy haul and Chapter 7 for letters of authorization.

For travel conditions including weather and road construction, please visit DriveBC: <http://drivebc.ca/>

For Seasonal Load Restrictions, please visit: <http://www.th.gov.bc.ca/BCHighways/loadrestrictions/loadrestrictions.htm>

<http://onlinepermitsbc.ca> Provincial Permit Centre: 800 559-9688



CVSE Permits are valid in British Columbia on highways under the jurisdiction of the Ministry of Transportation and Infrastructure only. If routing is specified on your permit, you must follow that routing. In addition to the terms and conditions that are stated on the permit, the policies described in the Commercial Transport Procedures Manual (CTPM), available at www.cvse.ca, are incorporated into and form part of the conditions of this permit.

**A. For Term or Single Trip Permits with Maximum Overall Width 3.2 m,
Maximum Overall Height 4.3 m (Term)* and 4.88 m (Single Trip)*, and/or
Maximum Overall (Loaded) Length 25 m for Combinations and 16.0 m for Single Vehicles**

* 5.33 m Overall Height (Term or Single Trip) in the Peace River Region

Basic Travel Time Window: Travel at any time on any day

CATEGORY 'A' RESTRICTIONS

Time	N/A
Location	<ol style="list-style-type: none"> In the Lower Mainland: <ul style="list-style-type: none"> No travel on the First Narrows (Lions Gate) Bridge No travel on the Pattullo Bridge No height in excess of 4.15 m through the George Massey Tunnel on Hwy 99 No height in excess of 4.3 m on Hwy 1 west of Abbotsford In the Kootenays: <ul style="list-style-type: none"> No height in excess of 4.13 m eastbound through the Warfield Underpass on Hwy 3B/22 (4.56 m westbound) No height in excess of 4.3 m on Hwy 1 between Revelstoke National Park and Glacier National Park No width in excess of 2.6 m on the Waneta Bridge on Hwy 22A, just north of the US Border
Other	Poor Visibility – No travel is permitted when, because of unfavourable atmospheric conditions, persons or vehicles on the highway are not clearly discernible at a distance of 100 m.

**B. For Term or Single Trip Permits with Maximum Overall Width 3.8 m, and/or
Maximum Overall (Loaded) Length 31.0 m for Combinations (31.5 m for Structures)**

**Basic Travel Time Window: Any time and day except not on Fridays from 15:30 to 04:00 the following day,
and not on Saturdays from 21:00 to 04:00 the following day**

CATEGORY 'B' RESTRICTIONS All Category 'A' Restrictions apply, and in addition the following:

Time	<ol style="list-style-type: none"> No travel on General Holidays as defined in Chapter 3 of the CTPM, except as shown in 2 and 3. In the Lower Mainland, west of Abbotsford (Hwy 11) and south of Squamish: <ul style="list-style-type: none"> No travel on weekdays from 07:00 to 09:00 or from 15:30 to 18:00 except between Abbotsford and 104 Avenue/160 Street on Highway 1 Travel is permitted on General Holidays from 04:00 to 07:00 and from 09:00 to 14:00 In the Peace River Region, travel is permitted at any time on any day.
Location	<ol style="list-style-type: none"> In the Lower Mainland: no width in excess of 3.2m or length in excess of 27.5m through the George Massey Tunnel on Hwy 99 In the Cariboo Region, no travel on Hwy 20 from Anahim Lake to Hagensborg, except under conditions described in section 3.8.8 of the Commercial Transport Procedures Manual In the Southern Interior Region, maximum 29 m OAL on: <ul style="list-style-type: none"> Hwy 3 from the junction of 3/5 to Princeton Hwy 1 from Hope to Cache Creek Hwy 99 through the Fountain Railway underpass, 15 km NE of Lillooet
Other	Convoying – There shall be no convoying of oversize vehicles/loads except as required by the permit. Convoying means any two oversize vehicles/loads from the same company which are in transit less than 1 kilometre apart on a section of highway.

**GENERAL PERMIT CONDITIONS TO 4.4 M OAW**

**For Single Trip Permits with Maximum Overall Width 4.4 m,
and/or Maximum Overall (Loaded) Length 40.0 m for Combinations**
**Basic Travel Time Window: Any time and day except not on Fridays and Saturdays
from 15:30 to 04:00 the following day and Sundays from 15:30 to 24:00**
(Or in the Peace: any time and day except in darkness from Friday to 00:01 Monday)

CATEGORY 'C' RESTRICTIONS All Category 'A' and 'B' Restrictions apply, and in addition the following:**Time**

1. In the Southern Interior, on Highway 1 between Hope and Cache Creek, no travel during the hours of darkness
2. In the Kootenays:
 - No travel on Highway 93 east of Radium from the last Friday in June to September 15, except between 03:00 and 06:00
 - No travel on No. 1 Mine Road (off of Hwy 43) from Elkford to Fording River Operations between 06:00 and 08:00 and between 18:00 and 20:00

Location

1. On Vancouver Island, no travel on Highway 14 west of Jordan River
2. In the Lower Mainland, no travel on the Queensborough Bridge (applies to widths over 3.8 m)
3. In the Okanagan, no travel on Highway 97A between Sicamous and Grindrod
4. In the Kootenays, no travel on Highway 31 between Meadow Creek and Trout Lake
5. In the Peace River Region:
 - Maximum 36 m OAL on Hwy 97 north of the junction of 77/97

Other

Overtaking –The oversize vehicle shall pull off the travelled surface of the highway wherever possible to allow following vehicles to pass. There shall be no overtaking of an over-dimensional vehicle/load on any highway by another over-dimensional vehicle/load.

Pilot Cars:

Pilot cars must be operated in accordance with the Pilot Car Load Movement Guidelines, which is [Appendix G, 2015 Interim Traffic Management Manual for Work on Roadways](#). This includes two-way communication with the driver of the oversize load.

	Up to 3.2 m		3.21 to 3.5 m		3.51 to 3.8 m		3.81 to 4.4 m	
	Day	Dark	Day	Dark	Day	Dark	Day	Dark
Length								
Up to 27.5 m	0	0	1*	1	1	1	1***	2
27.5 to 31 m	1	1	1	1	1	1	2	2
31.1 to 36 m	1	2	1	2	1	2	2	2
36 to 40 m	2**	2	2**	2	2	2	2	2

* Or the towing vehicle must be equipped with and operate one or two amber flashing lights

** Up to 3.5 m wide, only one pilot car is required for travel over four (4) lane highways

*** Two pilot cars for travel on Highway 97 from the junction of 77/97 to the Yukon Border

Additional Pilot Car Requirements for Front or Rear Projection:

- If you are using an allowance for front projection beyond 3 m of the kingpin or beyond 6.5 m measured forward of the turn center of the front steering axle group, a minimum of one pilot car is required (unless otherwise provided for by commodity or vehicle policy).
- If you are using an allowance for rear projection beyond 6.5 m from the turn center of the rear-most axle group, a minimum of one pilot car is required (unless otherwise provided for by commodity or vehicle policy).
- A minimum of two pilot cars will be required if the load exceeds 3.8 m in width and the front projection is in excess of 3 m and/or the rear projection is in excess of 6.5 m.

For overall widths over 3.2 m, a minimum of one pilot car is required:

On Vancouver Island:

- Highway #4 from the Taylor River Bridge (40 km west of Port Alberni) to Tofino
- Highway 30 from Highway 19 to Port Alice

On the Sunshine Coast: Highway 101 from Langdale to Earl's Cove

In the Lower Mainland/Southern Interior: Highway 99 from Pemberton to Lillooet

In the Kootenays:

- Hwy 3A and 31 (Balfour-Kaslo-Galena Bay Highway)
- Hwy 33, southbound only, to approach and cross the Westbridge Bridge

In the Peace River Region: Highway 97 from Junction 77/97 to the Yukon border



Traffic Control:

Unless otherwise specified in the permit: Where traffic control is needed for the load to proceed safely, it must be performed by a certified traffic control person in accordance with the [Pilot Car Load Movement Guidelines](#), or by a Peace Officer. Out of Province pilot car operators who engage in traffic control as part of their escort duties must either be certified in BC or be able to show proof of government approved flagging training, as described in [Circular 10/16](#).

Flags:

For widths over 2.6 m, red or orange flags are required on all four corners of each load/trailer.

For travel in daylight, a red or orange flag is required on front projection over 1 m and/or rear projection over 1.2 m.

Lamps:

Overall Width

Over 2.6 m Lights on extremities, amber lamps facing forward, red lamps facing the rear, for night travel

3.21 to 3.5 m One or two amber flashing or rotating beacon(s) mounted on the truck for daylight travel
 or minimum one pilot vehicle

For travel in darkness, a white light is required on front projection over 1 m and a red light is required on rear projection over 1.2 m.

Amber lamps or beacons on the towing unit or at the rear of the vehicle or load may be used for additional safety.

Signs:

Wide load, D sign, or oversize load signs are required front and rear for vehicles/loads with overall width over 3.2 m wide.

Long load, D sign or oversize load signs are required front and rear for vehicles/loads (other than B-Trains) over 25 m long.

In addition to the terms and conditions that are stated on the permit, the policies described in the Commercial Transport Procedures Manual (CTPM), available at www.cvse.ca, are incorporated into and form part of the conditions of this permit.

For travel conditions including weather and road construction, please visit DriveBC: <http://drivebc.ca/>

For Seasonal Load Restrictions, please visit: <http://www.th.gov.bc.ca/BCHighways/loadrestrictions/loadrestrictions.htm>

<http://onlinepermitsbc.ca> **Provincial Permit Centre: 800 559-9688**



Commercial Vehicle Safety and Enforcement

Q-LINE TRUCKING LTD.
RR4 CORMAN INDUSTRIAL PARK
P.O. BOX 110B
SASKATOON SK S7K 3J7

Requested by: **s.22** by Web Interface
Effective Date: February 28, 2019
Expiry Date: May 28, 2019
Issued On: February 28, 2019 at 11:38 AM PST
Last Revised On: February 28, 2019 at 11:38 AM PST
Issued By: PPC WEB

TERM OVERSIZE PERMIT

Permission is hereby granted to operate the following vehicle for the purpose and manner prescribed herein.

Commodity: GENERAL - VEHICLE AND LOADS

Vehicle Information

Plate: 168KYQ	Make: KENWORTH	FR #:
Juris: SK	Year: 2019	Reg. GVW:
Short VIN: s.15	Trailer Type: Various	

Dimensions (in metres)

The dimensions set out below are general term permit sizes. Policies affecting sizes for specific commodities and vehicle types can be found in Chapters 4 and 5 of the Commercial Transport Procedures Manual.

Over-all:	Length: 31.00	Front Projection: 3.00
	Width: 3.80	Rear Overhang: 6.50
	Height: 4.30	

Vehicle Reference/Unit Number : 1283

Note: the maximum for a single vehicle is 16m in overall length.

If a T-Form restricts dimensions further than those listed on the face of a permit due to a specific commodity or vehicle configuration, the conditions of the T-Form(s) shall apply.

Fee Summary

Term Oversize:	\$90.00	THIS IS NOT AN INVOICE.
Total Fee:	----- \$90.00	THIS IS A COPY FOR YOUR RECORDS.

Note: Account holders will receive a copy of this permit for payments made ON ACCOUNT.

Conditions

IT IS AN OFFENCE TO MAKE A FALSE STATEMENT IN AN APPLICATION FOR A PERMIT.

YOU MUST HAVE READ EACH CONDITION AND PROVIDE A COPY OF EACH CONDITION TO ALL PERSONS WHO WILL BE DRIVING UNDER THE PERMIT.

NO PERSON SHALL ALTER THIS PERMIT IN ANY MANNER, UNLESS THAT PERSON IS AUTHORIZED TO DO SO BY THE MINISTER

PROVINCIAL PERMIT CENTRE

www.th.gov.bc.ca/CVSE

Contact Information:
1-800-559-9688 (toll free)
Fax: (250) 784-2426

Core Hours of Service:
6 am to 10 pm seven days a week
and most statutory holidays

Additional Permit Conditions

CVSE1070 - Permit Scope and Limitations (1 Page)

CVSE1000 - General Permit Conditions to 4.4 m OAW (3 Pages)

NO PERSON SHALL ALTER THIS PERMIT IN ANY MANNER, UNLESS THAT PERSON IS AUTHORIZED TO DO SO BY THE MINISTER

PROVINCIAL PERMIT CENTRE

www.th.gov.bc.ca/CVSE

Contact Information:

1-800-559-9688 (toll free)

Fax: (250) 784-2426

Core Hours of Service:

6 am to 10 pm seven days a week
and most statutory holidays



In addition to the terms and conditions that are stated on the permit, the policies described in the Commercial Transport Procedures Manual (CTPM), available at www.cvse.ca, are incorporated into and form part of the conditions of this permit.

In particular, see Chapter 4 for commodities information, Chapter 5 for vehicle-specific permit allowances, Chapter 6 for heavy haul and Chapter 7 for letters of authorization.

CVSE Permits are valid in British Columbia on highways under the jurisdiction of the Ministry of Transportation and Infrastructure only. If routing is specified on your permit, you must follow that routing.

1. Extraordinary Traffic

The permit shall in no way be construed as giving permission for the operation of the vehicle on any highway in contravention of any regulation, limitation or prohibition which may be made from time to time for the protection of the highway, pursuant to Section 209 of the Motor Vehicle Act, Section 11 of the Commercial Transport Act or Section 66 of the Transportation Act.

2. Notice of Suspension or Cancellation of Permit

If, in the opinion of the Minister, or any person authorized by the Minister of Transportation, the operation of the vehicle is found to be causing injury or damage to the highway, or it is found that the operation of the vehicle is not in the interests of the public, the Minister may suspend or cancel the permit. It shall be sufficient if such notice is given, verbally or otherwise, to the person owning or to the person driving or operating the vehicle, and no formal notice of suspension shall be required.

3. Permittee to Assume Liability

The permittee shall be responsible for all damages or injury to any person or persons using the highway or otherwise and for any and all loss or damage to privately owned or Crown Property which may result from the operation of the vehicle under the authority of the permit, and the permittee shall protect and save harmless the Ministry of Transportation from all loss, damage or injury resulting directly or indirectly from the operation of the vehicle.

4. Permittee to Ensure Vehicle Safety

The permittee shall be responsible for checking the vehicle for which this permit is issued to ensure that it is mechanically sound. It is the responsibility of the operator to ensure that the vehicle is not loaded in excess of the manufacturer's GVWR or the GAWR for the vehicle. This permit does not authorize the vehicle operator to exceed the manufacturer's ratings.

5. Conditions of Permit to be Complied With

If at any time the vehicle is operated and driven at a greater rate of speed, or having greater gross weight, weight on any axle or tire load, or having greater dimensions, or having tires of a smaller size or of inferior type than is stated in the permit, the permit is void.

6. Limitations and Conditions

- a) Subject to posted bridge and highway restrictions.
- b) Subject to seasonal restrictions imposed pursuant to the Transportation Act.
- c) Vehicle subject to mechanical check.
- d) For oversize vehicles or loads, applicant is responsible for all clearances.

7. Authorizations via Cities/Municipalities

If oversized/overloaded vehicles are to be operated on streets within a city or municipality, arrangements must be made in advance with the appropriate city or municipal authorities.

8. This permit, permit number or general authorization shall be produced for inspection upon demand of any peace officer or any person authorized by the Minister.

9. No person shall alter this permit in any manner, unless that person is authorized to do so by the Minister

In addition to the terms and conditions that are stated on the Permit, the policies described in the Commercial Transport Procedures Manual (CTPM), available at www.cvse.ca, are incorporated into and form part of the conditions of this permit.

In particular, see Chapter 4 for commodities information, Chapter 5 for vehicle-specific permit allowances, Chapter 6 for heavy haul and Chapter 7 for letters of authorization.

For travel conditions including weather and road construction, please visit DriveBC: <http://drivebc.ca/>

For Seasonal Load Restrictions, please visit: <http://www.th.gov.bc.ca/BCHighways/loadrestrictions/loadrestrictions.htm>

<http://onlinepermitsbc.ca> Provincial Permit Centre: 800 559-9688



CVSE Permits are valid in British Columbia on highways under the jurisdiction of the Ministry of Transportation and Infrastructure only. If routing is specified on your permit, you must follow that routing. In addition to the terms and conditions that are stated on the permit, the policies described in the Commercial Transport Procedures Manual (CTPM), available at www.cvse.ca, are incorporated into and form part of the conditions of this permit.

**A. For Term or Single Trip Permits with Maximum Overall Width 3.2 m,
Maximum Overall Height 4.3 m (Term)* and 4.88 m (Single Trip)*, and/or
Maximum Overall (Loaded) Length 25 m for Combinations and 16.0 m for Single Vehicles**

* 5.33 m Overall Height (Term or Single Trip) in the Peace River Region

Basic Travel Time Window: Travel at any time on any day

CATEGORY 'A' RESTRICTIONS

Time	N/A
Location	<ol style="list-style-type: none"> In the Lower Mainland: <ul style="list-style-type: none"> No travel on the First Narrows (Lions Gate) Bridge No travel on the Pattullo Bridge No height in excess of 4.15 m through the George Massey Tunnel on Hwy 99 No height in excess of 4.3 m on Hwy 1 west of Abbotsford In the Kootenays: <ul style="list-style-type: none"> No height in excess of 4.13 m eastbound through the Warfield Underpass on Hwy 3B/22 (4.56 m westbound) No height in excess of 4.3 m on Hwy 1 between Revelstoke National Park and Glacier National Park No width in excess of 2.6 m on the Waneta Bridge on Hwy 22A, just north of the US Border
Other	Poor Visibility – No travel is permitted when, because of unfavourable atmospheric conditions, persons or vehicles on the highway are not clearly discernible at a distance of 100 m.

**B. For Term or Single Trip Permits with Maximum Overall Width 3.8 m, and/or
Maximum Overall (Loaded) Length 31.0 m for Combinations (31.5 m for Structures)
Basic Travel Time Window: Any time and day except not on Fridays from 15:30 to 04:00 the following day,
and not on Saturdays from 21:00 to 04:00 the following day**

CATEGORY 'B' RESTRICTIONS All Category 'A' Restrictions apply, and in addition the following:

Time	<ol style="list-style-type: none"> No travel on General Holidays as defined in Chapter 3 of the CTPM, except as shown in 2 and 3. In the Lower Mainland, west of Abbotsford (Hwy 11) and south of Squamish: <ul style="list-style-type: none"> No travel on weekdays from 07:00 to 09:00 or from 15:30 to 18:00 except between Abbotsford and 104 Avenue/160 Street on Highway 1 Travel is permitted on General Holidays from 04:00 to 07:00 and from 09:00 to 14:00 In the Peace River Region, travel is permitted at any time on any day.
Location	<ol style="list-style-type: none"> In the Lower Mainland: no width in excess of 3.2m or length in excess of 27.5m through the George Massey Tunnel on Hwy 99 In the Cariboo Region, no travel on Hwy 20 from Anahim Lake to Hagensborg, except under conditions described in section 3.8.8 of the Commercial Transport Procedures Manual In the Southern Interior Region, maximum 29 m OAL on: <ul style="list-style-type: none"> Hwy 3 from the junction of 3/5 to Princeton Hwy 1 from Hope to Cache Creek Hwy 99 through the Fountain Railway underpass, 15 km NE of Lillooet
Other	Convoying – There shall be no convoying of oversize vehicles/loads except as required by the permit. Convoying means any two oversize vehicles/loads from the same company which are in transit less than 1 kilometre apart on a section of highway.



**For Single Trip Permits with Maximum Overall Width 4.4 m,
and/or Maximum Overall (Loaded) Length 40.0 m for Combinations**
**Basic Travel Time Window: Any time and day except not on Fridays and Saturdays
from 15:30 to 04:00 the following day and Sundays from 15:30 to 24:00**
(Or in the Peace: any time and day except in darkness from Friday to 00:01 Monday)

CATEGORY 'C' RESTRICTIONS All Category 'A' and 'B' Restrictions apply, and in addition the following:

- | | |
|-----------------|--|
| Time | <ol style="list-style-type: none"> 1. In the Southern Interior, on Highway 1 between Hope and Cache Creek, no travel during the hours of darkness 2. In the Kootenays: <ul style="list-style-type: none"> • No travel on Highway 93 east of Radium from the last Friday in June to September 15, except between 03:00 and 06:00 • No travel on No. 1 Mine Road (off of Hwy 43) from Elkford to Fording River Operations between 06:00 and 08:00 and between 18:00 and 20:00 |
| Location | <ol style="list-style-type: none"> 1. On Vancouver Island, no travel on Highway 14 west of Jordan River 2. In the Lower Mainland, no travel on the Queensborough Bridge (applies to widths over 3.8 m) 3. In the Okanagan, no travel on Highway 97A between Sicamous and Grindrod 4. In the Kootenays, no travel on Highway 31 between Meadow Creek and Trout Lake 5. In the Peace River Region: <ul style="list-style-type: none"> • Maximum 36 m OAL on Hwy 97 north of the junction of 77/97 |
| Other | Overtaking –The oversize vehicle shall pull off the travelled surface of the highway wherever possible to allow following vehicles to pass. There shall be no overtaking of an over-dimensional vehicle/load on any highway by another over-dimensional vehicle/load. |

Pilot Cars:

Pilot cars must be operated in accordance with the Pilot Car Load Movement Guidelines, which is [Appendix G, 2015 Interim Traffic Management Manual for Work on Roadways](#). This includes two-way communication with the driver of the oversize load.

	Up to 3.2 m		3.21 to 3.5 m		3.51 to 3.8 m		3.81 to 4.4 m	
	Day	Dark	Day	Dark	Day	Dark	Day	Dark
Length								
Up to 27.5 m	0	0	1*	1	1	1	1***	2
27.5 to 31 m	1	1	1	1	1	1	2	2
31.1 to 36 m	1	2	1	2	1	2	2	2
36 to 40 m	2**	2	2**	2	2	2	2	2

* Or the towing vehicle must be equipped with and operate one or two amber flashing lights

** Up to 3.5 m wide, only one pilot car is required for travel over four (4) lane highways

*** Two pilot cars for travel on Highway 97 from the junction of 77/97 to the Yukon Border

Additional Pilot Car Requirements for Front or Rear Projection:

- If you are using an allowance for front projection beyond 3 m of the kingpin or beyond 6.5 m measured forward of the turn center of the front steering axle group, a minimum of one pilot car is required (unless otherwise provided for by commodity or vehicle policy).
- If you are using an allowance for rear projection beyond 6.5 m from the turn center of the rear-most axle group, a minimum of one pilot car is required (unless otherwise provided for by commodity or vehicle policy).
- A minimum of two pilot cars will be required if the load exceeds 3.8 m in width and the front projection is in excess of 3 m and/or the rear projection is in excess of 6.5 m.

For overall widths over 3.2 m, a minimum of one pilot car is required:

On Vancouver Island:

- Highway #4 from the Taylor River Bridge (40 km west of Port Alberni) to Tofino
- Highway 30 from Highway 19 to Port Alice

On the Sunshine Coast: Highway 101 from Langdale to Earl's Cove

In the Lower Mainland/Southern Interior: Highway 99 from Pemberton to Lillooet

In the Kootenays:

- Hwy 3A and 31 (Balfour-Kaslo-Galena Bay Highway)
- Hwy 33, southbound only, to approach and cross the Westbridge Bridge

In the Peace River Region: Highway 97 from Junction 77/97 to the Yukon border



Traffic Control:

Unless otherwise specified in the permit: Where traffic control is needed for the load to proceed safely, it must be performed by a certified traffic control person in accordance with the [Pilot Car Load Movement Guidelines](#), or by a Peace Officer. Out of Province pilot car operators who engage in traffic control as part of their escort duties must either be certified in BC or be able to show proof of government approved flagging training, as described in [Circular 10/16](#).

Flags:

For widths over 2.6 m, red or orange flags are required on all four corners of each load/trailer.

For travel in daylight, a red or orange flag is required on front projection over 1 m and/or rear projection over 1.2 m.

Lamps:

Overall Width

Over 2.6 m Lights on extremities, amber lamps facing forward, red lamps facing the rear, for night travel

3.21 to 3.5 m One or two amber flashing or rotating beacon(s) mounted on the truck for daylight travel
 or minimum one pilot vehicle

For travel in darkness, a white light is required on front projection over 1 m and a red light is required on rear projection over 1.2 m.

Amber lamps or beacons on the towing unit or at the rear of the vehicle or load may be used for additional safety.

Signs:

Wide load, D sign, or oversize load signs are required front and rear for vehicles/loads with overall width over 3.2 m wide.

Long load, D sign or oversize load signs are required front and rear for vehicles/loads (other than B-Trains) over 25 m long.

In addition to the terms and conditions that are stated on the permit, the policies described in the Commercial Transport Procedures Manual (CTPM), available at www.cvse.ca, are incorporated into and form part of the conditions of this permit.

For travel conditions including weather and road construction, please visit DriveBC: <http://drivebc.ca/>

For Seasonal Load Restrictions, please visit: <http://www.th.gov.bc.ca/BCHighways/loadrestrictions/loadrestrictions.htm>

<http://onlinepermitsbc.ca> **Provincial Permit Centre: 800 559-9688**



Commercial Vehicle Safety and Enforcement

Q-LINE TRUCKING LTD.
RR4 CORMAN INDUSTRIAL PARK
P.O. BOX 110B
SASKATOON SK S7K 3J7

Requested by: **s.22** by Web Interface
Effective Date: March 12, 2019
Expiry Date: June 9, 2019
Issued On: March 6, 2019 at 10:58 AM PST
Last Revised On: March 6, 2019 at 10:58 AM PST
Issued By: PPC WEB

TERM OVERSIZE PERMIT

Permission is hereby granted to operate the following vehicle for the purpose and manner prescribed herein.

Commodity: GENERAL - VEHICLE AND LOADS

Vehicle Information

Plate: 295KYQ	Make: PETERBILT	FR #:
Juris: SK	Year: 2019	Reg. GVW:
Short VIN: s.15	Trailer Type: Various	

Dimensions (in metres)

The dimensions set out below are general term permit sizes. Policies affecting sizes for specific commodities and vehicle types can be found in Chapters 4 and 5 of the Commercial Transport Procedures Manual.

Over-all:	Length: 31.00	Front Projection: 3.00
	Width: 3.80	Rear Overhang: 6.50
	Height: 4.30	

Vehicle Reference/Unit Number : 1251

Note: the maximum for a single vehicle is 16m in overall length.

If a T-Form restricts dimensions further than those listed on the face of a permit due to a specific commodity or vehicle configuration, the conditions of the T-Form(s) shall apply.

Fee Summary

Term Oversize:	\$90.00	THIS IS NOT AN INVOICE.
Total Fee:	----- \$90.00	THIS IS A COPY FOR YOUR RECORDS.

Note: Account holders will receive a copy of this permit for payments made ON ACCOUNT.

Conditions

IT IS AN OFFENCE TO MAKE A FALSE STATEMENT IN AN APPLICATION FOR A PERMIT.

YOU MUST HAVE READ EACH CONDITION AND PROVIDE A COPY OF EACH CONDITION TO ALL PERSONS WHO WILL BE DRIVING UNDER THE PERMIT.

NO PERSON SHALL ALTER THIS PERMIT IN ANY MANNER, UNLESS THAT PERSON IS AUTHORIZED TO DO SO BY THE MINISTER

PROVINCIAL PERMIT CENTRE

www.th.gov.bc.ca/CVSE

Contact Information:
1-800-559-9688 (toll free)
Fax: (250) 784-2426

Core Hours of Service:
6 am to 10 pm seven days a week
and most statutory holidays

Additional Permit Conditions

CVSE1070 - Permit Scope and Limitations (1 Page)

CVSE1000 - General Permit Conditions to 4.4 m OAW (3 Pages)

NO PERSON SHALL ALTER THIS PERMIT IN ANY MANNER, UNLESS THAT PERSON IS AUTHORIZED TO DO SO BY THE MINISTER

PROVINCIAL PERMIT CENTRE

www.th.gov.bc.ca/CVSE

Contact Information:

1-800-559-9688 (toll free)

Fax: (250) 784-2426

Core Hours of Service:

6 am to 10 pm seven days a week
and most statutory holidays



In addition to the terms and conditions that are stated on the permit, the policies described in the Commercial Transport Procedures Manual (CTPM), available at www.cvse.ca, are incorporated into and form part of the conditions of this permit.

In particular, see Chapter 4 for commodities information, Chapter 5 for vehicle-specific permit allowances, Chapter 6 for heavy haul and Chapter 7 for letters of authorization.

CVSE Permits are valid in British Columbia on highways under the jurisdiction of the Ministry of Transportation and Infrastructure only. If routing is specified on your permit, you must follow that routing.

1. Extraordinary Traffic

The permit shall in no way be construed as giving permission for the operation of the vehicle on any highway in contravention of any regulation, limitation or prohibition which may be made from time to time for the protection of the highway, pursuant to Section 209 of the Motor Vehicle Act, Section 11 of the Commercial Transport Act or Section 66 of the Transportation Act.

2. Notice of Suspension or Cancellation of Permit

If, in the opinion of the Minister, or any person authorized by the Minister of Transportation, the operation of the vehicle is found to be causing injury or damage to the highway, or it is found that the operation of the vehicle is not in the interests of the public, the Minister may suspend or cancel the permit. It shall be sufficient if such notice is given, verbally or otherwise, to the person owning or to the person driving or operating the vehicle, and no formal notice of suspension shall be required.

3. Permittee to Assume Liability

The permittee shall be responsible for all damages or injury to any person or persons using the highway or otherwise and for any and all loss or damage to privately owned or Crown Property which may result from the operation of the vehicle under the authority of the permit, and the permittee shall protect and save harmless the Ministry of Transportation from all loss, damage or injury resulting directly or indirectly from the operation of the vehicle.

4. Permittee to Ensure Vehicle Safety

The permittee shall be responsible for checking the vehicle for which this permit is issued to ensure that it is mechanically sound. It is the responsibility of the operator to ensure that the vehicle is not loaded in excess of the manufacturer's GVWR or the GAWR for the vehicle. This permit does not authorize the vehicle operator to exceed the manufacturer's ratings.

5. Conditions of Permit to be Complied With

If at any time the vehicle is operated and driven at a greater rate of speed, or having greater gross weight, weight on any axle or tire load, or having greater dimensions, or having tires of a smaller size or of inferior type than is stated in the permit, the permit is void.

6. Limitations and Conditions

- a) Subject to posted bridge and highway restrictions.
- b) Subject to seasonal restrictions imposed pursuant to the Transportation Act.
- c) Vehicle subject to mechanical check.
- d) For oversize vehicles or loads, applicant is responsible for all clearances.

7. Authorizations via Cities/Municipalities

If oversized/overloaded vehicles are to be operated on streets within a city or municipality, arrangements must be made in advance with the appropriate city or municipal authorities.

8. This permit, permit number or general authorization shall be produced for inspection upon demand of any peace officer or any person authorized by the Minister.

9. No person shall alter this permit in any manner, unless that person is authorized to do so by the Minister

In addition to the terms and conditions that are stated on the Permit, the policies described in the Commercial Transport Procedures Manual (CTPM), available at www.cvse.ca, are incorporated into and form part of the conditions of this permit.

In particular, see Chapter 4 for commodities information, Chapter 5 for vehicle-specific permit allowances, Chapter 6 for heavy haul and Chapter 7 for letters of authorization.

For travel conditions including weather and road construction, please visit DriveBC: <http://drivebc.ca/>

For Seasonal Load Restrictions, please visit: <http://www.th.gov.bc.ca/BCHighways/loadrestrictions/loadrestrictions.htm>

<http://onlinepermitsbc.ca> Provincial Permit Centre: 800 559-9688



CVSE Permits are valid in British Columbia on highways under the jurisdiction of the Ministry of Transportation and Infrastructure only. If routing is specified on your permit, you must follow that routing. In addition to the terms and conditions that are stated on the permit, the policies described in the Commercial Transport Procedures Manual (CTPM), available at www.cvse.ca, are incorporated into and form part of the conditions of this permit.

**A. For Term or Single Trip Permits with Maximum Overall Width 3.2 m,
Maximum Overall Height 4.3 m (Term)* and 4.88 m (Single Trip)*, and/or
Maximum Overall (Loaded) Length 25 m for Combinations and 16.0 m for Single Vehicles**

* 5.33 m Overall Height (Term or Single Trip) in the Peace River Region

Basic Travel Time Window: Travel at any time on any day

CATEGORY 'A' RESTRICTIONS

Time	N/A
Location	<ol style="list-style-type: none"> In the Lower Mainland: <ul style="list-style-type: none"> No travel on the First Narrows (Lions Gate) Bridge No travel on the Pattullo Bridge No height in excess of 4.15 m through the George Massey Tunnel on Hwy 99 No height in excess of 4.3 m on Hwy 1 west of Abbotsford In the Kootenays: <ul style="list-style-type: none"> No height in excess of 4.13 m eastbound through the Warfield Underpass on Hwy 3B/22 (4.56 m westbound) No height in excess of 4.3 m on Hwy 1 between Revelstoke National Park and Glacier National Park No width in excess of 2.6 m on the Waneta Bridge on Hwy 22A, just north of the US Border
Other	Poor Visibility – No travel is permitted when, because of unfavourable atmospheric conditions, persons or vehicles on the highway are not clearly discernible at a distance of 100 m.

**B. For Term or Single Trip Permits with Maximum Overall Width 3.8 m, and/or
Maximum Overall (Loaded) Length 31.0 m for Combinations (31.5 m for Structures)**

**Basic Travel Time Window: Any time and day except not on Fridays from 15:30 to 04:00 the following day,
and not on Saturdays from 21:00 to 04:00 the following day**

CATEGORY 'B' RESTRICTIONS All Category 'A' Restrictions apply, and in addition the following:

Time	<ol style="list-style-type: none"> No travel on General Holidays as defined in Chapter 3 of the CTPM, except as shown in 2 and 3. In the Lower Mainland, west of Abbotsford (Hwy 11) and south of Squamish: <ul style="list-style-type: none"> No travel on weekdays from 07:00 to 09:00 or from 15:30 to 18:00 except between Abbotsford and 104 Avenue/160 Street on Highway 1 Travel is permitted on General Holidays from 04:00 to 07:00 and from 09:00 to 14:00 In the Peace River Region, travel is permitted at any time on any day.
Location	<ol style="list-style-type: none"> In the Lower Mainland: no width in excess of 3.2m or length in excess of 27.5m through the George Massey Tunnel on Hwy 99 In the Cariboo Region, no travel on Hwy 20 from Anahim Lake to Hagensborg, except under conditions described in section 3.8.8 of the Commercial Transport Procedures Manual In the Southern Interior Region, maximum 29 m OAL on: <ul style="list-style-type: none"> Hwy 3 from the junction of 3/5 to Princeton Hwy 1 from Hope to Cache Creek Hwy 99 through the Fountain Railway underpass, 15 km NE of Lillooet
Other	Convoying – There shall be no convoying of oversize vehicles/loads except as required by the permit. Convoying means any two oversize vehicles/loads from the same company which are in transit less than 1 kilometre apart on a section of highway.



**For Single Trip Permits with Maximum Overall Width 4.4 m,
and/or Maximum Overall (Loaded) Length 40.0 m for Combinations**
**Basic Travel Time Window: Any time and day except not on Fridays and Saturdays
from 15:30 to 04:00 the following day and Sundays from 15:30 to 24:00**
(Or in the Peace: any time and day except in darkness from Friday to 00:01 Monday)

CATEGORY 'C' RESTRICTIONS All Category 'A' and 'B' Restrictions apply, and in addition the following:

Time	<ol style="list-style-type: none"> 1. In the Southern Interior, on Highway 1 between Hope and Cache Creek, no travel during the hours of darkness 2. In the Kootenays: <ul style="list-style-type: none"> • No travel on Highway 93 east of Radium from the last Friday in June to September 15, except between 03:00 and 06:00 • No travel on No. 1 Mine Road (off of Hwy 43) from Elkford to Fording River Operations between 06:00 and 08:00 and between 18:00 and 20:00
Location	<ol style="list-style-type: none"> 1. On Vancouver Island, no travel on Highway 14 west of Jordan River 2. In the Lower Mainland, no travel on the Queensborough Bridge (applies to widths over 3.8 m) 3. In the Okanagan, no travel on Highway 97A between Sicamous and Grindrod 4. In the Kootenays, no travel on Highway 31 between Meadow Creek and Trout Lake 5. In the Peace River Region: <ul style="list-style-type: none"> • Maximum 36 m OAL on Hwy 97 north of the junction of 77/97
Other	Overtaking –The oversize vehicle shall pull off the travelled surface of the highway wherever possible to allow following vehicles to pass. There shall be no overtaking of an over-dimensional vehicle/load on any highway by another over-dimensional vehicle/load.

Pilot Cars:

Pilot cars must be operated in accordance with the Pilot Car Load Movement Guidelines, which is [Appendix G, 2015 Interim Traffic Management Manual for Work on Roadways](#). This includes two-way communication with the driver of the oversize load.

	Up to 3.2 m		3.21 to 3.5 m		3.51 to 3.8 m		3.81 to 4.4 m	
	Day	Dark	Day	Dark	Day	Dark	Day	Dark
Length								
Up to 27.5 m	0	0	1*	1	1	1	1***	2
27.5 to 31 m	1	1	1	1	1	1	2	2
31.1 to 36 m	1	2	1	2	1	2	2	2
36 to 40 m	2**	2	2**	2	2	2	2	2

* Or the towing vehicle must be equipped with and operate one or two amber flashing lights

** Up to 3.5 m wide, only one pilot car is required for travel over four (4) lane highways

*** Two pilot cars for travel on Highway 97 from the junction of 77/97 to the Yukon Border

Additional Pilot Car Requirements for Front or Rear Projection:

- If you are using an allowance for front projection beyond 3 m of the kingpin or beyond 6.5 m measured forward of the turn center of the front steering axle group, a minimum of one pilot car is required (unless otherwise provided for by commodity or vehicle policy).
- If you are using an allowance for rear projection beyond 6.5 m from the turn center of the rear-most axle group, a minimum of one pilot car is required (unless otherwise provided for by commodity or vehicle policy).
- A minimum of two pilot cars will be required if the load exceeds 3.8 m in width and the front projection is in excess of 3 m and/or the rear projection is in excess of 6.5 m.

For overall widths over 3.2 m, a minimum of one pilot car is required:

On Vancouver Island:

- Highway #4 from the Taylor River Bridge (40 km west of Port Alberni) to Tofino
- Highway 30 from Highway 19 to Port Alice

On the Sunshine Coast: Highway 101 from Langdale to Earl's Cove

In the Lower Mainland/Southern Interior: Highway 99 from Pemberton to Lillooet

In the Kootenays:

- Hwy 3A and 31 (Balfour-Kaslo-Galena Bay Highway)
- Hwy 33, southbound only, to approach and cross the Westbridge Bridge

In the Peace River Region: Highway 97 from Junction 77/97 to the Yukon border



Traffic Control:

Unless otherwise specified in the permit: Where traffic control is needed for the load to proceed safely, it must be performed by a certified traffic control person in accordance with the [Pilot Car Load Movement Guidelines](#), or by a Peace Officer. Out of Province pilot car operators who engage in traffic control as part of their escort duties must either be certified in BC or be able to show proof of government approved flagging training, as described in [Circular 10/16](#).

Flags:

For widths over 2.6 m, red or orange flags are required on all four corners of each load/trailer.

For travel in daylight, a red or orange flag is required on front projection over 1 m and/or rear projection over 1.2 m.

Lamps:

Overall Width

Over 2.6 m Lights on extremities, amber lamps facing forward, red lamps facing the rear, for night travel

3.21 to 3.5 m One or two amber flashing or rotating beacon(s) mounted on the truck for daylight travel
 or minimum one pilot vehicle

For travel in darkness, a white light is required on front projection over 1 m and a red light is required on rear projection over 1.2 m.

Amber lamps or beacons on the towing unit or at the rear of the vehicle or load may be used for additional safety.

Signs:

Wide load, D sign, or oversize load signs are required front and rear for vehicles/loads with overall width over 3.2 m wide.

Long load, D sign or oversize load signs are required front and rear for vehicles/loads (other than B-Trains) over 25 m long.

In addition to the terms and conditions that are stated on the permit, the policies described in the Commercial Transport Procedures Manual (CTPM), available at www.cvse.ca, are incorporated into and form part of the conditions of this permit.

For travel conditions including weather and road construction, please visit DriveBC: <http://drivebc.ca/>

For Seasonal Load Restrictions, please visit: <http://www.th.gov.bc.ca/BCHighways/loadrestrictions/loadrestrictions.htm>

<http://onlinepermitsbc.ca> **Provincial Permit Centre: 800 559-9688**